

Customer Part:

Description

- The IQXT-260-27 employs an analogue ASIC for the oscillator and a high-order temperature compensation circuit in a 2.5 x 2.0mm size package.
- Model IQXT-260-27
- Model Issue number 1

Frequency Parameters

- Frequency 38.40MHz
- Frequency Tolerance ±1.00ppm
- Tolerance Condition @ 25°C ±2°C
- Frequency Stability ±0.50ppm
- Operating Temperature Range -40.00 to 85.00°C
- Ageing ±1ppm max over 1yr @ 25°C
- Frequency Stability: TA varied over operating temperature range, measurement referenced to frequency observed with $F_{ref} = (F_{max} + F_{min}) / 2$, $V_s = 3.3V$ and load = 10kΩ//10pF.
- Supply Voltage Variation (±5% change @ 25°C): ±0.1ppm max
- Load Variation (±10% change @ 25°C): ±0.2ppm max
- Reflow Variation (after two consecutive reflows as per profile shown and 1hr recovery @ 25°C): ±1ppm max
- Note: Parts should be shielded from drafts causing unexpected thermal gradients. Temperature changes due to ambient air currents can lead to short term frequency drift.

Electrical Parameters


- Supply Voltage 3.3V ±5%
- Current Draw 2.000mA
- Supply Current (@ TA=25°C, Vs max and load=10kΩ//10pF): 2mA max

Output Details

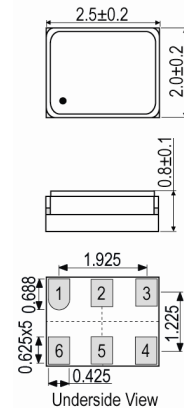
- Output Compatibility Clipped Sine
- Drive Capability 10kΩ//10pF ±10%
- Output Voltage Level (@ TA=25°C, Vs min and load=10kΩ//10pF): 0.8V pk-pk min
- Start Up Time (amplitude within 90% of specified output level): 0.5ms max
- Start Up Time (frequency within ±0.5ppm of steady state frequency): 2ms max
- Output: DC coupled
- Note: AC-coupled output requires an external capacitor, ≥1nF recommended.

Noise Parameters

- Phase Noise (typ @ 25°C):
 - 60dBc/Hz @ 1Hz
 - 88dBc/Hz @ 10Hz
 - 109dBc/Hz @ 100Hz
 - 132dBc/Hz @ 1kHz
 - 149dBc/Hz @ 10kHz
 - 150dBc/Hz @ 100kHz



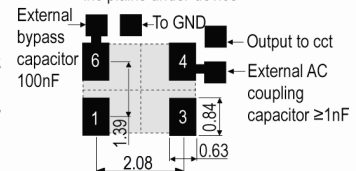
Outline (mm)



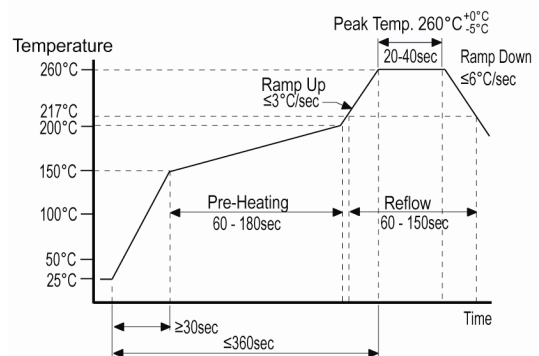
Pad Connections

1. NC / GND
2. NC / GND
3. GND
4. Output
5. NC / GND
6. +Vs

Solder Pad Layout
Note: recommend no tracks inc plains under device



Pb-Free Reflow



Sales Office Contact Details:

UK: +44 (0)1460 270200
Germany: 0800 1808 443

France: 0800 901 383
USA: +1.760.318.2824

Email: info@iqdfrequencyproducts.com
Web: www.iqdfrequencyproducts.com

Customer Part:**Environmental Parameters**

- Storage Temperature Range: -40 to 85°C
- Shock: MIL-STD-202 M213: Half sine wave acceleration of 3000G peak amplitude, duration 0.3ms, velocity 12.3ft/s.
- Vibration: JESD22-B103-B: 10G peak acceleration for 20mins, 12 cycles in each of the 3 orientations, tested from 10-2000Hz.
- Moisture Resistance: MIL-STD-202 M106g: 1000hrs @ 85°C, 85% RH, biased.
- Thermal Cycling: JESD22 Method JA-104C: 1000 temperature cycles, where each cycle consists of a 25mins soak time @ -40°C followed by a 25mins soak time @ 85°C, with a 60secs maximum transition time between temperatures, air to air transition.
- Note: Frequency shift ≤ 1 ppm after environmental conditions.

Manufacturing Details

- Maximum Process Temperature: 260°C (40secs max)
- RoHS Terminations
- RoHS Reflow Temp 260°C max for 40secs max

Compliance

- RoHS Status (2015/863/EU) Compliant
- REACH Status Compliant
- MSL Rating (JDEC-STD-033): Not Applicable

Packaging Details

- Pack Style: Reel Tape & reel in accordance with EIA-481-D
Pack Size: 3,000
- *Alternative packing option available*

Sales Office Contact Details:

UK: +44 (0)1460 270200
Germany: 0800 1808 443

France: 0800 901 383
USA: +1.760.318.2824

Email: info@iqdfrequencyproducts.com
Web: www.iqdfrequencyproducts.com