

# ALTA Wireless IoT Sensors Kit Agriculture



## Kit Data Sheet

### “Things” are talking.

**ALTA Remote Monitoring Systems** enable “things” to speak. Wireless sensors, gateways and software give a voice to the IoT (Internet of Things) and allow business-es to leverage data, protect resources & save money.

For example, “things” can speak up when conditions are met that indicate an asset is at risk. The Monnit ecosystem (50+ sensor types) detects changes in variables (such as a temperature, water presence, door position, electrical current and voltages) to employ an **autonomous wireless sensing** solution that protects your bottom line.

### Kit Components

#### Sensors



#### Humidity

Industrial, Replaceable Lithium Battery, Scientific-grade



#### Temperature

Industrial, Replaceable Lithium, +/- 1% accuracy @25° C



#### Vibration - Accelerometer

Industrial, Replaceable Lithium Battery

#### Gateway (choose from the following types)



#### 3G Cellular (pictured in the kit above)

AT&T (USA), Rogers (Canada), w/ Battery Backup



#### Ethernet

Communicate with sensors without requiring a PC

#### Software



iMonnit Premiere Software  
(45 days free trial,  
basic version always free)

#### Accessories

Quick Start Guide, Mounting Hardware,  
Power supplies, Antennas

### FAST System Setup

**15 min.**  
**< or less**

Build an IoT sensor network in 15 minutes or less!  
Monnit IoT & RF experts are standing by to help you quickly establish your monitoring system.

Email: [info@monnit.com](mailto:info@monnit.com), Phone: 801-561-5555,  
Web: [www.monnit.com](http://www.monnit.com)

### The only 1000' / 10-yr. IoT Sensors Platform in the World

1000'+ Wireless Range  
/ 10-yr. Battery Life

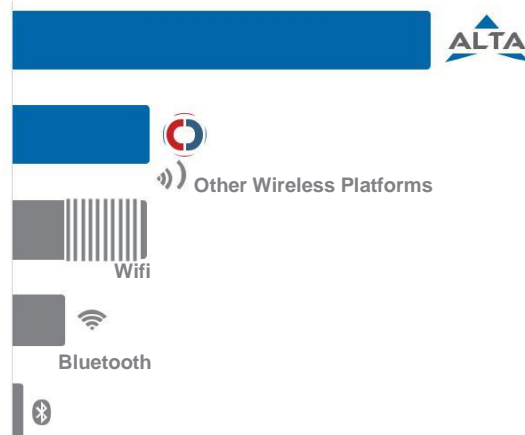


### Enterprise-grade Performance

- ◆ 1,000+ ft. Wireless Range (through 12+ walls or ceilings, non line-of-sight)\*
- ◆ Frequency Hopping Spread Spectrum (FHSS) / Interference Immunity
- ◆ Improved power management for longer battery life.\*\* (10+ years on AA batteries or Industrial)
- ◆ Encrypt-RF™ Security (Diffie-Hellman Key Exchange + AES-128 CBC for sensor data messages).
- ◆ Onboard data memory - up to 512 readings / sensor
  - 10 minute heartbeats = 3.5 days
  - 2 hour heartbeats = 42 days
- ◆ Over-the-air updates (future proof)
- ◆ Free iMonnit basic online monitoring and notification software (configure sensors, view data and set alerts via SMS text, email and/or voice calls)

\* Wireless range may vary according to environment.

\*\* Battery life determined by sensor reporting & other variables



# ALTA Wireless Humidity Sensor (Industrial)

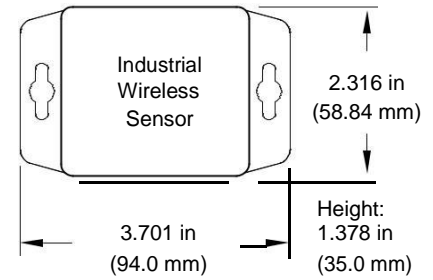




The ALTA Wireless Humidity (RH) Sensor allows you to accurately monitor the relative humidity of the air within a room or enclosure.

- ◆ Measures relative humidity, temperature and dew point with high accuracy.

Up to 10-Year Battery Life

- ◆ Powered by Replaceable 3.6V Lithium Battery



Technical Specifications							
Supply Voltage	2.0 - 3.8 VDC (3.0 - 3.8 VDC Using Power Supply) *						
Current Consumption	<table border="1"> <tr> <td>0.2 <math>\mu</math>A (Sleep Mode)</td> <td>2.5 mA (MCU Active)</td> </tr> <tr> <td>0.7 <math>\mu</math>A (RTC Sleep)</td> <td>5.5 mA (Radio RX Mode)</td> </tr> <tr> <td>570 <math>\mu</math>A (MCU Idle)</td> <td>22.6 mA (Radio TX Mode)</td> </tr> </table>	0.2 $\mu$ A (Sleep Mode)	2.5 mA (MCU Active)	0.7 $\mu$ A (RTC Sleep)	5.5 mA (Radio RX Mode)	570 $\mu$ A (MCU Idle)	22.6 mA (Radio TX Mode)
0.2 $\mu$ A (Sleep Mode)	2.5 mA (MCU Active)						
0.7 $\mu$ A (RTC Sleep)	5.5 mA (Radio RX Mode)						
570 $\mu$ A (MCU Idle)	22.6 mA (Radio TX Mode)						
Operating Temperature Range (Board Circuitry and Battery)	-40° to +85°C ( -40° to +185°F ) **						
Included Battery	Max Temperature Range	-40° to +85°C ( -40° to +185°F )					
	Capacity	1800 mAh					
Solar (Optional)	Solar Panel	5VDC / 30mA (53mm x 30mm)					
	Charging Temperature Range	0° to 45°C (32° to 113°F)					
	Max Temperature Range	-20° to 60°C (-4° to 140°F)					
	Included Rechargeable Battery	600 mAh / >2000 Charge Cycles (80% of initial capacity)					
Humidity Sensor	Accuracy	$\pm$ 3% under normal conditions ( 10% - 90% RH ) ***					
	RH Operating Range	0 – 100% RH ***					
	RH Response Time	8 sec ( tau 63% ) ***					
Wireless Range	1,000+ ft. (through 12+ walls or ceilings / non line-of-sight)						
Security	Encrypt-RF™ (256-bit key exchange and AES-128 CTR)						
Integrated Memory	Up to 512 sensor messages						
Weight	4.7 Ounces						
Enclosure Rating	NEMA 1, 2, 4, 4x, 12 and 13 rated, sealed and weather-proof						
UL Rating	UL Listed to UL508-4x specifications (File E194432)						
Certifications	  900 MHz product FCC ID: ZTL- G2SC1 IC: 9794A-G2SC1						

\* Hardware cannot withstand negative voltage. Please take care when connecting a power device.

\*\* At temperatures above 100°C, it is possible for the board circuitry to lose programmed memory.

\*\*\* View charts contained in the verbose version of the product's datasheet at Monnit.com.

[Click here for a more detailed data sheet](#)

## Principle of Operation



The ALTA Wireless Humidity (RH) Sensor allows you to accurately monitor the relative humidity of the air within a room or enclosure.

**HUMIDITY** Measures relative humidity, temperature and dew point with high accuracy.

## Options & Add-ons

### Power Options

- ◆ AA Battery
  - ◇◇ Line Power (optional, w/ AA backup)
- ◆ Coin Cell Battery
- ◆ Industrial
  - ◇◇ Solar (optional, w/ Lithium battery backup)

### Durability Grades

- ◆ Industrial (Outdoors, weather & shock proof casing)
- ◆ Commercial (Indoors, AA and Coin Cell)

### Operating Frequencies

- ◆ 900 MHz

# ALTA Wireless TEMPERATURE Sensors





The ALTA Wireless Temperature Sensor uses a type NTC thermistor to measure temperature.

- ◆ Accurate to  $\pm 1^\circ\text{C}$  ( $\pm 1.8^\circ\text{F}$ )
- ◆ Increased accuracy by user calibration to  $\pm 0.25^\circ\text{C}$  ( $\pm 0.45^\circ\text{F}$ )

[Data Sheet \(short version\)](#)

[click here for long version](#)

## Technical Specifications

Supply Voltage	2.0 - 3.8 VDC (3.0 - 3.8 VDC Using Power Supply) *	
Current Consumption	0.2 $\mu\text{A}$ (Sleep Mode) 0.7 $\mu\text{A}$ (RTC Sleep) 570 $\mu\text{A}$ (MCU Idle)	2.5 mA (MCU Active) 5.5 mA (Radio RX Mode) 22.6 mA (Radio TX Mode)
Temperature Sensor	Thermistor Temperature Range (Thermistor Only)	$-40^\circ$ to $+125^\circ\text{C}$ ( $-40^\circ$ to $+257^\circ\text{F}$ ) Limited to Main Unit Circuitry, $-7^\circ$ to $+60^\circ\text{C}$ unless thermistor leads being used
	Accuracy @ $25^\circ\text{C}$	$\pm 1\%$ ( $1^\circ\text{C}$ or $1.8^\circ\text{F}$ )
	User Calibrated Accuracy	$\pm 0.25^\circ\text{C}$ ( $\pm 0.45^\circ\text{F}$ )
Wireless Range (900 MHz)	1,000'+ (through 12+ walls or ceilings / non line-of-sight)	
Security	Encrypt-RF™ (256-bit key exchange and AES-128 CTR)	
Integrated Memory	Up to 512 sensor messages	
Certifications	  Industry Canada	900 MHz product: FCC ID: ZTL- G2SC1 IC: 9794A-G2SC1 UL Listed (Industrial): UL508-4x specifications (File E194432)

Power Options / Form Factors	AA Batteries	Coin Cell	Industrial 3.6V Lithium (1800 mAh capacity)
Time Constant @ $25^\circ\text{C}$	15 sec max	30 seconds	
Operating Temperature Range ** (board circuitry + batteries)	$0^\circ$ to $130^\circ\text{F}$ ( $-18^\circ$ - $55^\circ\text{C}$ ) alkaline, $-40^\circ$ to $185^\circ\text{F}$ ( $-40^\circ$ - $85^\circ\text{C}$ ) lithium	$20^\circ$ to $+140^\circ\text{F}$ , ( $-7^\circ$ - $60^\circ\text{C}$ ) **	$-40^\circ$ to $+185^\circ\text{F}$ ( $-40^\circ$ - $85^\circ\text{C}$ )**
Optimal Operating Temperature Range (batteries) **	$+10^\circ$ to $+50^\circ\text{C}$ ( $+50^\circ$ to $+122^\circ\text{F}$ )		$-40^\circ$ to $+85^\circ\text{C}$ ( $-40^\circ$ to $+185^\circ\text{F}$ )
Weight	3.7 oz.	0.7 oz.	4.7 oz.
Enclosure	High impact ABS Plastic	High impact ABS Plastic (w/ PinchPower enclosure)	IP65, NEMA 4X, CE, sealed, weather & shock proof
Dimensions (click #s to view dimensional drawings)	4.375" x 2.470" x 1.120"	2.000" x 1.125" x 0.875"	3.701" x 2.316" x 1.378"

\* Hardware cannot withstand negative voltage. Please take care when connecting a power device.

\*\* At temperatures above  $100^\circ\text{C}$ , it is possible for the board circuitry to lose programmed memory.

[Solar-Powered Option \(available with "Industrial" version only\)](#)

Solar Panel: 5VDC / 30mA (53mm x 30mm)

Charging Temperature Range:  $0^\circ$  to  $45^\circ\text{C}$  ( $32^\circ$  to  $113^\circ\text{F}$ )

Max. Temperature Range:  $-20^\circ$  to  $60^\circ\text{C}$  ( $-4^\circ$  to  $140^\circ\text{F}$ )

Rechargeable Battery (Included): 600 mAh / >2000 Charge Cycles (80% of initial capacity)

## Principle of Operation



Sensor outputs ambient temperatures in degrees Fahrenheit. It is programmed to sleep for a user-given time interval (heartbeat); then wakeup, send power to the NTC Thermistor, wait for it to stabilize, convert the analog data, mathematically compute the temperature and transmit the data to the gateway. To stay within the abilities of the processor, the temperature is computed off a data table provided by the manufacturer.

**Get IoT Started**

801-561-5555

[info@monnit.com](mailto:info@monnit.com)

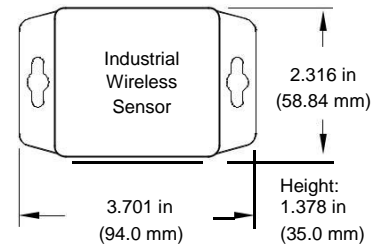
[www.monnit.com](http://www.monnit.com)

# ALTA Vibration Sensor - Accelerometer (Industrial)





The ALTA Wireless Vibration Meter Sensor uses an accelerometer to measure vibration speed and frequency and report on 3 axes.

- ◆◆ Reports data as speed (mm/s) and frequency (Hz) on all three axes, and how long the sensor was measuring during the interval.
- ◆◆ Adjustable measurement methods: RMS, peak data only, and absolute mean.



## Technical Specifications

Supply Voltage		2.0 - 3.8 VDC (3.0 - 3.8 VDC Using Power Supply) *	
Current Consumption		0.2 $\mu$ A (Sleep Mode) 0.7 $\mu$ A (RTC Sleep) 570 $\mu$ A (MCU Idle)	2.5 mA (MCU Active) 5.5 mA (Radio RX Mode) 22.6 mA (Radio TX Mode)
Operating Temperature Range (Board Circuitry and Battery)		-40° to +85°C ( -40° to +185°F ) **	
Included Battery	Max Temperature Range	-40° to +85°C ( -40° to +185°F )	
	Capacity	1800 mAh	
Solar (Optional)	Solar Panel	5VDC / 30mA (53mm x 30mm)	
	Charging Temperature Range	0° to 45°C (32° to 113°F)	
	Max Temperature Range	-20° to 60°C (-4° to 140°F)	
	Included Rechargeable Battery	600 mAh / >2000 Charge Cycles (80% of initial capacity)	
Vibration Sensor	Speed Measurement Range	0 to 25.5 mm/s	
	Speed Measurement Resolution	0.1 mm/s	
	Frequency Measurement Range	0 to 256 Hz	
	Frequency Measurement Resolution	1.5625 Hz rounded down to nearest 1 Hz	
	Vibration Intensity Threshold Range	0 to 1.701 g	
	Vibration Intensity Threshold Resolution	0.063 g	
Wireless Range	1,000+ ft. (through 12+ walls or ceilings / non line-of-sight)		
Security	Encrypt-RF™ (256-bit key exchange and AES-128 CTR)		
Integrated Memory	Up to 512 sensor messages		
Weight	4.7 Ounces		
Enclosure Rating	NEMA 1, 2, 4, 4x, 12 and 13 rated, sealed and weather-proof		
UL Rating	UL Listed to UL508-4x specifications (File E194432)		
Certifications	 	900 MHz product FCC ID: ZTL- G2SC1 IC: 9794A-G2SC1	

\* Hardware cannot withstand negative voltage. Please take care when connecting a power device.

\*\* At temperatures above 100°C, it is possible for the board circuitry to lose programmed memory.

## Principle of Operation



The ALTA Vibration Sensor measures g-force on all axes and then determines speed and frequency. It can be set to only capture when a vibration occurs and sleep when no vibrations are present; or it can be set to measure at a given assessment interval regardless of whether a vibration has occurred. The sensor will also re-report the duty cycle, or how long the sensor was measuring vibrations throughout the heartbeat.

## Options & Add-ons

### Power Options

- ◆◆ AA Battery
  - ◇◇ Line Power (optional, w/ AA backup)
- ◆◆ Coin Cell Battery
- ◆◆ Industrial
  - ◇◇ Solar (optional, w/ Lithium battery backup)

### Durability Grades

- ◆◆ Industrial (Outdoors, weather & shock proof)
- ◆◆ Commercial (Indoors, AA and Coin Cell)

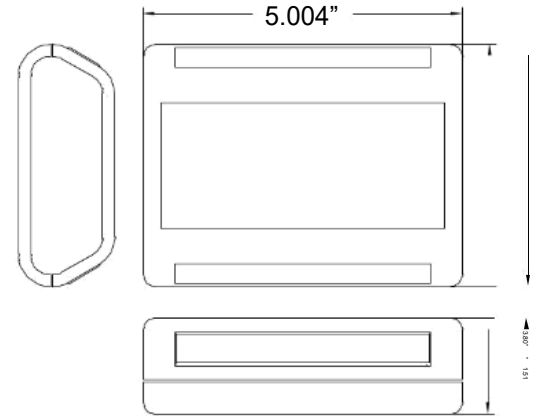
### Operating Frequencies

- ◆◆ 900 MHz

# ALTA 3G Cellular Gateway



True plug & play, no hassles for Internet configuration setup  
 No PC required for operation  
 Low-cost cellular service packages  
 Local status LEDs with transmission and online status indicators



## Technical Specifications

### Cellular

Carriers Support	AT&T (USA), Rogers (Canada)
Cellular Technology	UMTS Frequency Range: 850 / 1700 / 1900 MHz
Antenna	Connector: SMA Gain (dBi): 1.5
SIM Card Compatibility	Mini-SIM (2FF) 25 mm x 15 mm x 0.76 mm

### Power

Input Power	5.5 VDC @ 2.5 A
Optional Battery Backup	Battery Type: Rechargeable Lithium Polymer
	Battery Duration: Up to 24 hours
	Battery Cycle Life: 500 times

### Mechanical

LEDs	Cellular Status LED, Online Status LED, Sensor Network Status LED
Device Memory:	50,000 sensor messages (Sensor messages will be stored in the event of Internet outage and transferred when connection is restored)
Enclosure	ABS
Dimensions	5.004 x 3.8 x 1.51 in.
Weight	7 ounces

### Environmental

Operating Temperature	-10 to +70 °C (14 to 158 °F)
Storage Temperature	-20 to +85 °C (-4 to 185 °F)

### Wireless

Wireless Range	1,000+ ft. (through 12+ walls or ceilings / non-line-of-sight)
Security	Encrypt-RF™ (256-bit key exchange and AES-128 CTR)
Certifications	FCC: ZTL- G2SC1, FCC: RI7HE910 IC: 9794A-G2SC1 and IC: 5131A-HE910



## Principle of Operation

The ALTA Cellular Gateways are based on the latest Dual-band CDMA and 3G wireless protocols and come integrated with Monnit's wireless access point network (WAN) for use with all Monnit wireless sensors.

The ALTA Cellular Gateway is an advanced all wireless M2M gateway that enables fast time-to-market solutions for a wide range of M2M and partner applications as well.

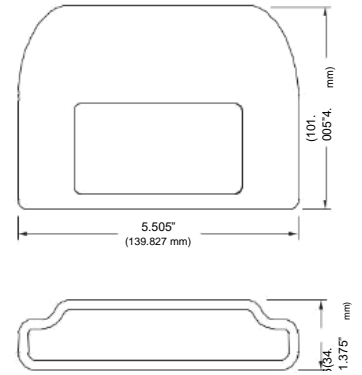
## Options & Add-ons

Carriers	Protocol
◆◆ CDMA	◆◆ Cellular
◇◇ Sprint	◇◇ CDMA
◇◇ US Cellular	◇◇ 3G
◆◆ 3G	◆◆ Ethernet
◇◇ AT&T (USA)	◆◆ USB
◇◇ Rogers (Canada)	Operating Frequency
	◆◆ 900 MHz

# ALTA Ethernet Gateway



The ALTA Ethernet gateway allows your ALTA Wireless Sensors to communicate with the iMonnit™ Online Wireless Sensor Monitoring and Notification System without requiring a PC. Simply plug this device into any open network port with internet connection and it will automatically connect with online servers. With the graphical iMonnit software, you can easily configure your network, view collected sensor data and set alarms through SMS or e-mail.



## Technical Specifications

### Ethernet

Ethernet Types	Standard, POE
Antenna	Connector: SMA Gain: 5.0 dBi (900 MHz Product) 3.0 dBi (868 and 433 MHz Product)
Hardware	10/100 Ethernet Controller
IEEE Standard Compliance	802.3-2002
Operation:	Full- and Half-Duplex
Cross-Over Correction	Automatic MDI/MDI-X
Addressing	Pre-programmed MAC Address
Host Address	t1.sensorsgateway.com
Default Port	3000
Protocols Supported	UDP, DHCP, TCP, SNMP, MODBUS
Cable Connector	Cat 5
Device Memory	16,000 sensor messages (Sensor messages will be stored in the event of Internet outage and transferred when connection is restored)

### Power

Power Supply	5.5 V AC adapter or 5.5 V Power-Over-Ethernet adapter *
--------------	---



### Mechanical

LEDs	H/W status, iMonnit connection status, sensor data activity
Enclosure	ABS plastic
Dimensions	4.0 in x 5.5 in x 1.375 in (139.85 mm x 101.75 mm x 34.95 mm)
Weight	12.6 ounces

### Environmental

Operating Temperature	-10 to +70 °C (14 to 158 °F) **
Storage Temperature	-20 to +85 °C (-4 to 185 °F)

### Wireless

Wireless Range	1,000+ ft. (through 12+ walls or ceilings, non line-of-sight)***
Security	Encrypt-RF™ (256-bit key exchange and AES-128 CTR)
Certifications	  900 MHz product - FCC ID: ZTL- G2SC1 and IC: 9794A-G2SC1.

\* Hardware cannot withstand negative voltage. Please take care when connecting a power device.

\*\* At temperatures above 100°C, it is possible for the board circuitry to lose programmed memory.

\*\*\* Actual range may vary depending on environment.

Data Capturing Options - Data collected by the Ethernet Gateway from the sensors in the network can be accessed when these interfaces are turned on. Multiple interfaces can be active at the same time. All interfaces require that the Ethernet gateway be set to a Static IP address. (By default, the unit uses DHCP). The following data capturing options are supported:

SNMP Poll and Trap Interface • MODBUS TCP Interface • Real Time TCP Interface



## Durability Grades

### Commercial Grade

If not specified as “Industrial Grade”, all ALTA sensors are commercial grade and are designed for applications in ordinary environments (normal room temperature, humidity and atmospheric pressure). Do not use these sensors under the following conditions as these factors can deteriorate the product characteristics or cause failures.

- ◆◆ Corrosive gas / De-oxidizing gas (chlorine, hydrogen sulfide, ammonia, sulfuric acid, nitric oxides, etc.)
- ◆◆ Volatile or flammable gas
- ◆◆ Dusty conditions
- ◆◆ Under low or high pressure
- ◆◆ Wet or excessively humid locations
- ◆◆ Places with salt water, oils chemical liquids or organic solvents
- ◆◆ Where there are excessively strong vibrations
- ◆◆ Other places where hazardous conditions exist

Use these product within the specified temperature range. Higher temperature may cause deterioration of the characteristics or the material quality.

### Industrial Grade

#### Type 1, 2, 4, 4X, 12 and 13 NEMA Rated Enclosure

ALTA Industrial sensors are enclosed in reliable, weatherproof NEMA rated enclosures. Our NEMA rated enclosures are constructed for both indoor or outdoor use and protect the sensor circuitry against the ingress of solid foreign objects like dust as well as the damaging effects of water (rain, sleet, snow, splashing water, and hose directed water).

- ◆◆ Safe from falling dirt
- ◆◆ Protects against wind blown dust
- ◆◆ Protects against rain, sleet, snow, splashing water, and hose directed water
- ◆◆ Increased level of corrosion resistance
- ◆◆ Will remain undamaged by ice formation on the enclosure

## Options & Add-ons

### Sensor Power Sources

#### AA Battery

AA battery powered sensors are commercial grade and are ideal for indoor sensor networks. AA sensors are able to achieve up to a 10-year battery life.

#### Line Power (w/ AA Battery Backup)

AA battery powered sensors can be upgraded to support line-powered operations.

#### Coin Cell Battery

Coin cell battery powered sensors offer the smallest form factor of all power options. Coin cell sensors are able to achieve up to a 5-year battery life.

#### Industrial Lithium Battery

Industrial sensors are powered by a replaceable lithium battery. Industrial sensors are ideal for indoor sensor networks. Industrial sensors are able to achieve up to a 10-year battery life.

#### Solar

Industrial Grade Sensors can be upgraded to support solar powered operations.

#### RF Operating Frequency

In North America, ALTA wireless products operate using the license-free 900 MHz ISM band. Contact Monnit regarding products requiring 868 MHz, 433 MHz or 920 MHz operating frequencies.



Monnit Corporation  
3400 South West Temple  
Salt Lake City, UT 84115  
801-561-5555  
[www.monnit.com](http://www.monnit.com)

For more information about our products or to place an order, please contact our sales department at [info@monnit.com](mailto:info@monnit.com) or 801-561-5555.

Visit us on the web at [www.monnit.com](http://www.monnit.com).