APPROVED: _____

DATE: _____ TITLE: _____

Rev	AWO #	Description	Date	Appr
-	11140	RELEASED	3/08/11	
A		UPDATE DIM. & SPEC.	6/3/17	AY/MY

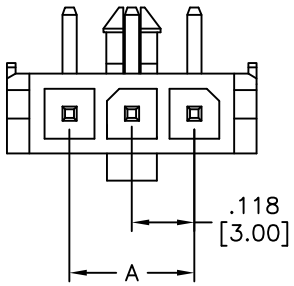

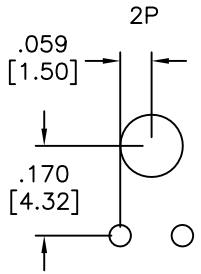

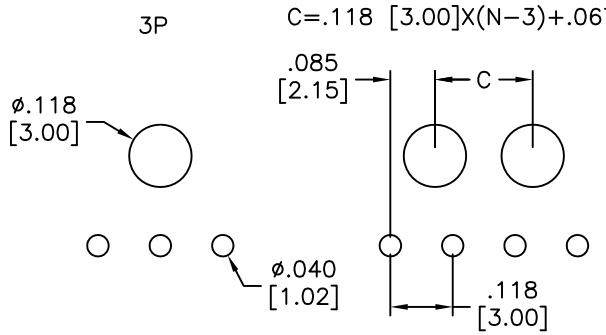

RECOMMENDED PCB LAYOUT

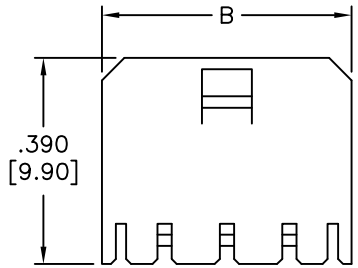

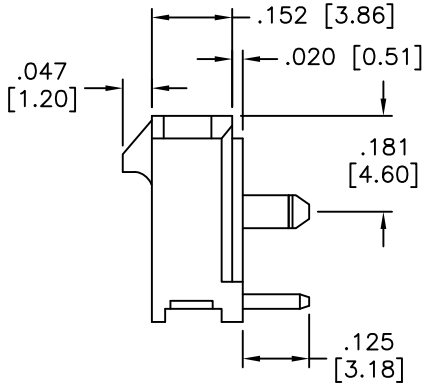

POSITIONS	Dimension	
	A	B
2	.118 [3.00]	.380 [9.65]
3	.236 [6.00]	.498 [12.65]
4	.354 [9.00]	.616 [15.65]
5	.472 [12.00]	.734 [18.65]
6	.591 [15.00]	.852 [21.65]
7	.709 [18.00]	.970 [24.65]
8	.827 [21.00]	1.089 [27.65]
9	.945 [24.00]	1.207 [30.65]
10	1.063 [27.00]	1.325 [33.65]
11	1.181 [30.00]	1.443 [36.65]
12	1.299 [33.00]	1.561 [39.65]

SPECIFICATIONS:
Material:
Insulator: LCP, rated UL 94V−0
Insulator color: Black
Contact: Brass, Tin plated
Electrical:
Voltage rating: 250 VAC
Current rating: 5 A
Contact resistacne: 10 mohms max.
Withstanding voltage: 1500 VAC for 1 minute
Temperature rise: 30°C max.
Environmental:
Lead free, RoHS compliant.

RoHS COMPLIANT

UNLESS OTHERWISE SPECIFIED
ALL DIMENSIONS ARE INCHES [MM]
TOLERANCES: EXCEPT AS NOTED

INCHES		HOLES	
.X	± .10	Ø.X	±.10
.XX	± .020	Ø.XX	±.015
.XXX	± .015	Ø.XXX	±.010

APPROVALS		DATE
DRAWN	DY	3/08/11
CHECKED		
APPROVED		

ADAM TECH
909 Rahway Avenue, Union, NJ 07083
Phone: 908-687-5000 Fax: 908-687-5710

TITLE: .118 [3.00] SINGLE ROW HEADER HORIZONTAL , PCB TYPE

SIZE	PART NO.	REV.
X	DML-1-XX-A-H-T-A	A

REF: S00015T | SCALE: NTS | SHEET 1 OF 1