

Spectre/KORE Wireless Development Kit



PRODUCT FEATURES

- **RT3G-300KOR 3G Cellular Router**
1 Ethernet Port, 1 I/O Port, USB
- **RT3G-320KOR-W 3G Cellular Router**
802.11 b/g/n Wi-Fi, 1 Ethernet Port, 1 I/O Port, USB, 1 RS-232 Serial Port
- **RT3G-340KOR-W 3G Cellular Router**
802.11 b/g/n Wi-Fi, 1 Ethernet Port, 1 I/O Port, USB, 1 RS-422/485 Serial Port

1 Trial Plan

To activate your Spectre/KORE Wireless Development Promotional Data Plan, contact Matt Davis at Kore Telematics

Matt Davis

Telephone: (678) 389-3146 ext 1373
Email: MDavis@koretelematics.com

2 Full Activation

At the end of the 90-day data plan trial period, contact KORE Telematics to subscribe to an M2M data solution on their nationwide GSM and CDMA networks.



KORE DATA WIRELESS PLAN

- 1 GB or 5 GB Promotional Data Plans available
- Valid for 90 days from activation
- No long-term commitment
- Select either AT&T or Verizon 3G networks

ABOUT KORE TELEMATICS

KORE is the largest M2M service provider of global machine-to-machine (M2M) network connectivity, offering complete global coverage through GSM, CDMA and satellite data services.

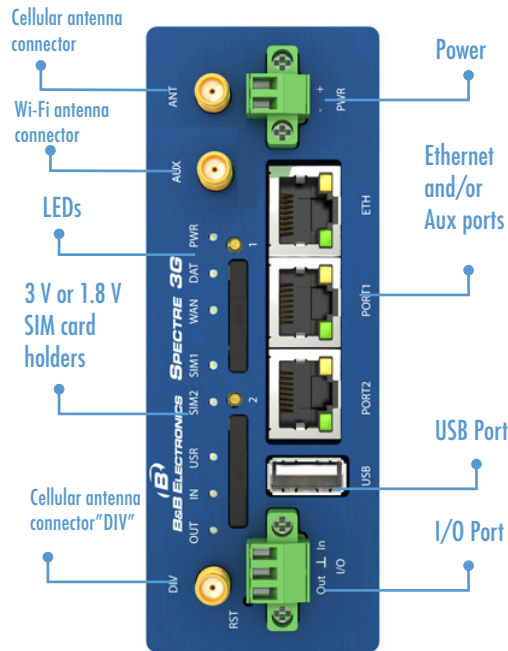
As a premier M2M service provider, KORE offers connectivity where you need it, with the right M2M network technology for your business.

KORE M2M Network Services Provide:

- Speed to market – activate and test your M2M solution in hours, not days
- Access to commercial grade GSM/CDMA networks with comprehensive coverage throughout North America
- Access to the KORE comprehensive business management platform, PRiSMPro for activation, provisioning, data management and reporting



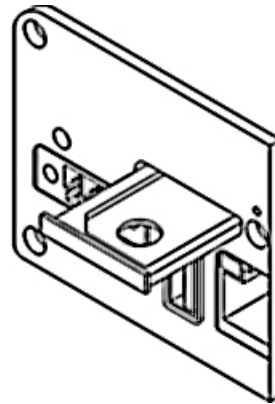
Product Overview



2

Insert SIM card

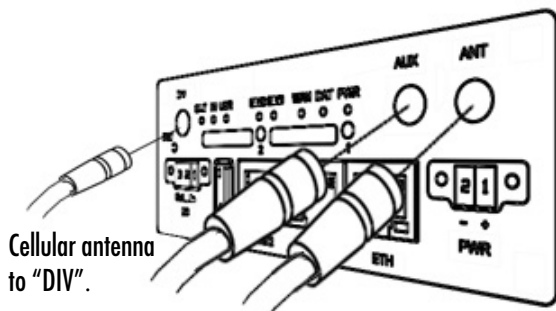
You may open the SIM card holder by pressing the small button to the right of the holder. Use the enclosed SIM card for AT&T networks. For Verizon networks no SIM card is needed.



The router will not work unless the antennas are attached, power is supplied, and activated SIM cards are inserted.

1

Attach Antenna



Cellular antenna to "DIV".

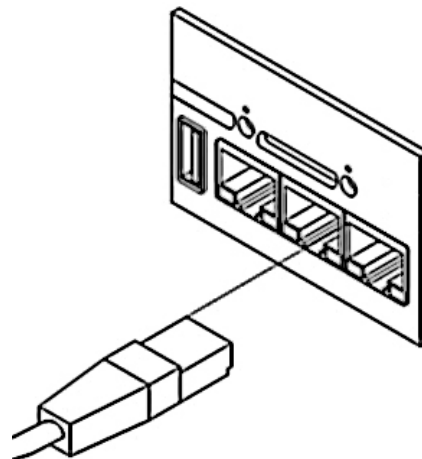
Wi-Fi antenna to "AUX".

Cellular antenna to "ANT".

3

Attach Ethernet cable

You will use an Ethernet connection to configure the router and to communicate with it.



6

Provision the Router on the KORE network

Under CONFIGURATION click MOBILE WAN.

Change carrier dropdown to "AT&T" or "Verizon".

Enter the APN number provided by KORE.

Click Apply.

5

Configure the Router

You may configure the router via a web browser or Telnet.

The default router IP address is: 192.168.1.1

Default Username = root

Default Password = root

Detailed configuration data is included on your installation CD and also on our web site.

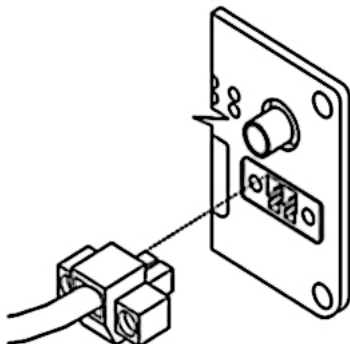
4

Attach Power

Apply +10 to +30 V DC. The router has built-in protection against reverse polarity.



Powering the router with no antenna attached can damage the router



SPECTRE 3G UMTS/CDMA Router

Mobile WAN Config

Create connection to mobile network

Primary SIM card	Secondary SIM card
Carrier: Verizon	Generic UMTS
APN: KORE	
Username: *	
Password: *	
Authentication: PAP or CHAP	PAP or CHAP
IP Address: *	
Phone Number: *	
Operator: *	
Network Type: automatic selection	automatic selection
PIN: *	
MRU: 1500	1500 bytes
MTU: 1500	1500 bytes

Get DNS addresses from operator

Check connection to mobile network (necessary for uninterrupted operation)

Ping IP Address:

Ping Interval: sec

Enable traffic monitoring

Data Limit: MB

Warning Threshold: %

Accounting Start:

Default SIM card: primary

Backup SIM card: secondary

Switch to other SIM card when connection fails

Switch to backup SIM card when roaming is detected and switch to default SIM card when home network is detected

Switch to backup SIM card when data limit is exceeded and switch to default SIM card when data limit isn't exceeded

Switch to backup SIM card when binary input is active and switch to default SIM card when binary input isn't active

Switch to default SIM card after timeout

Initial Timeout: min

Subsequent Timeout*: min

Additive Constant*: min

Enable PPPoE bridge mode

* can be blank

Apply

B&B Electronics Technical Support for Spectre Router

Telephone: 1-800-346-3119

Monday through Friday

7:00 a.m 7:00 p.m. CST

Internet: <http://www.bb-elec.com/Tech-Support/Request-Technical-Support.aspx>