


Path: [Home](#) > [Rack Index](#) > Fans, Fan Kits, Grills & Filters



4.70" (120mm) Size



3.15" (80mm) Size

Fans (Tubeaxial)

- Choice of 4.70" (120mm) or 3.15" (80mm)
- 1.50" deep
- Choice of either 115 or 230 VAC, 50/60 Hz.
- Impedance protected motor
- Class-B insulated
- Ball bearing construction, metal blades
- Diecast aluminum body
- Rotation is counter clockwise (looking at the rotor - as pictured)
- Airflow is over the struts (out the back as pictured)
- 4.70" (120 mm) fans have male plug terminations (requires fan cords below)
- 3.15" (80 mm) fans have 11" long lead wires
- UL recognized, CSA listed, CE certified
- With mounting hardware

115 VAC Fans (50/60 Hz.)

Part Number	Size		CFM	Wattage		Speed (RPM)	Noise	PDF Reader File	AutoCAD .dwg file (zipped)	3D Solid Model .stp & .iges files (zipped)	Use With Fan Guard Part Number (see below)	Use With Filter Grill Part Number (see below)
	Inches	mm		50Hz	60Hz							
FAN80AC115	3.15	80	32	11	10	3100	34dB	205K	128K	218K	FAN80FG	XPFA80...
DNMF100AC115	4.70	120	105	24	22	3000	50dB	205K	119K	203K	DNFG	XPFA120...


Note: Above ratings are in free air...

230 VAC Fans (50/60 Hz.)

Part Number	Size		CFM	Wattage		Speed (RPM)	Noise	PDF Reader File	AutoCAD .dwg file (zipped)	3D Solid Model .stp & .iges files (zipped)	Use With Fan Guard Part Number (see below)	Use With Filter Grill Part Number (see below)
	Inches	mm		50Hz	60Hz							
FAN80AC230	3.15	80	32	11	10	3100	34dB	204K	128K	218K	FAN80FG	XPFA80...
DNMF100AC230	4.70	120	105	24	22	3000	50dB	206K	119K	203K	DNFG	XPFA120...

Note: Above ratings are in free air...

Metal Fan Guards (with mounting hardware)



Part Number	Size		PDF Reader File	AutoCAD .dwg file (zipped)	3D Solid Model .stp & .iges files (zipped)
	Inches	mm			
FAN80FG	3.15	80	348K	145K	79K
DNFG	4.70	120	493K	150K	75K



Fan Cords

- For 115 VAC wiring of tubeaxial fans (above)
- Molded female fan plug (0.91" x 0.68")
- See tables below for detailed descriptions

Part Number	Description	Lead Length	Fan Connector	115VAC Plug	PDF Reader File	AutoCAD .dwg file (zipped)	3D Solid Model .stp & .iges files (zipped)
DNMFC	Single Fan Cord	24"	45 degree	No	78K	111K	65K
DNFC48P	Single Fan Cord	48"	90 degree	Yes	188K	123K	165K
DNFC72P	Single Fan Cord	72"	90 degree	No	183K	111K	65K
DNFCDC2P	Daisy Chain	24"	Qty 2-45 degree, 12" apart	Yes	134K	127K	196K
DNFCDC3P	Daisy Chain	24"	Qty 2-45 degree, Qty 1-Straight, 12" apart	No	126K	125K	101K



click to enlarge
DNMFCC



click to enlarge
DNFC48P



click to enlarge
DNFC72P



click to enlarge
DNFCDC2P



click to enlarge
DNFCDC3P



(Click to enlarge)

Shown left to right 4.7" and 3.15" models (black)



Assembly Instructions



(Click to enlarge)

4.7" model shown with fan installed (not included)

Filter Fan Grills

- Create your own filter fans or exhaust grills
- Mounts easily with 4 screws using template and hardware provided.
- Complete with flame retardant ABS plastic grill and flame retardant synthetic filter.
- Integral gasket on reverse side of grill, seals against mounting surface.
- Hole cutout is NOT critical as rear of filter grill seals to surface (see rear photo below)
- Can be used with standard 3.15" or 4.7" square fans (available below or use your own) or alone as an exhaust grill
- Molded in a choice of four colors to match our racks & accessories. "BK" (Black), "CG" (Gray/Beige - RAL7032), "GY" (ANSI 61 Gray) or "LG" (Light Gray - RAL7035).









(Click to enlarge)

Part Number	Color	Grill Size		Template Reader File	Use With Square Fan Size
		H	W		
XPFA80BK XPFA80CG XPFA80GY XPFA80LG	Black Beige ANSI 61 Gray Light Gray	4.13"	4.13"	 18K	3.15"
XPFA120BK XPFA120CG XPFA120GY XPFA120LG	Black Beige ANSI 61 Gray Light Gray	5.91"	5.91"	 17K	4.70"

Photo Features:

Part Number	Number of Fans	Fan Size	Fan CFM (Each Fan)	Cord Length	Filter Grill	Filter Grill Color	Fan Guard	PDF Reader File	AutoCAD .dwg file (zipped)	3D Solid Model .stp & .iges files (zipped)
DNFF080BK115	1	3.15" (80 mm)	32	11" leads	Yes	Black	Yes (1)			
DNFF080CG115	1	3.15" (80 mm)	32	11" leads	Yes	Gray/Beige	Yes (1)	 250K	 352K	 757K
DNFF080GY115	1	3.15" (80 mm)	32	11" leads	Yes	ANSI 61 Gray	Yes (1)			
DNFF080LG115	1	3.15" (80 mm)	32	11" leads	Yes	Light Gray	Yes (1)			
DNFF120BK115	1	4.7" (120 mm)	105	24" with plug	Yes	Black	Yes (1)			
DNFF120CG115	1	4.7" (120 mm)	105	24" with plug	Yes	Gray/Beige	Yes (1)	 549K	 360K	 1,018K
DNFF120GY115	1	4.7" (120 mm)	105	24" with plug	Yes	ANSI 61 Grey	Yes (1)			
DNFF120LG115	1	4.7" (120 mm)	105	24" with plug	Yes	Light Gray	Yes (1)			

230 VAC Fans (50/60 Hz.)

Part Number	Kit Description							PDF Reader File	AutoCAD .dwg file (zipped)	3D Solid Model .stp & .iges files (zipped)
	Number of Fans	Fan Size	Fan CFM (Each Fan)	Cord	Filter Grill	Filter Grill Color	Fan Guard			
DNFF080BK230	1	3.15" (80 mm)	32	11" leads	Yes	Black	Yes (1)	 250K	 353K	 757K
DNFF080CG230	1	3.15" (80 mm)	32	11" leads	Yes	Gray/Beige	Yes (1)			
DNFF080GY230	1	3.15" (80 mm)	32	11" leads	Yes	ANSI 61 Gray	Yes (1)			
DNFF080LG230	1	3.15" (80 mm)	32	11" leads	Yes	Light Gray	Yes (1)			
DNFF120BK230	1	4.7" (120 mm)	105	24" Cord	Yes	Black	Yes (1)	 549K	 360K	 1,018K
DNFF120CG230	1	4.7" (120 mm)	105	24" Cord	Yes	Gray/Beige	Yes (1)			
DNFF120GY230	1	4.7" (120 mm)	105	24" Cord	Yes	ANSI 61 Gray	Yes (1)			
DNFF120LG230	1	4.7" (120 mm)	105	24" Cord	Yes	Light Gray	Yes (1)			



(Click to enlarge)

Grill Fan Kits

- Easy to order kit - one part number (save time & cost)
- Kit includes: Fan (or fans), two metal grills per fan, cord and mounting hardware.

115 VAC Fans (50/60 Hz.)

Part Number	Kit Description				
	Number of Fans	Fan Size	Fan CFM (Each Fan)	48" Fan Cord With Plug	Fan Guard
DNFK1AC120	1	4.7" (120 mm)	105	Yes	Yes (2)
DNFK2AC120	2	4.7" (120 mm)	105	Yes (For Two Fans)	Yes (4)

Front View - Two Fan Model



(Click to enlarge)
Air flow is towards you...

Rear View - Two Fan Model



(Click to enlarge)
Air flow is away from you...

Front View - Three Fan Model



(Click to enlarge)
Air flow is towards you...

Rear View - Three Fan Model

Fan Panel Assembly

- Choice of two or three fan models - mounted on a standard width 19" rack panel - shipped assembled as shown.
- 3U (5.25") panel height
- Fans are standard (105 CFM) square fans (4.7") installed and wired (115VAC versions include a plug).
- Front of panel is punched for finger protection and the rear of the fans assembled with metal guards
- Perfect as an exhaust fan panel or when using "push-pull" cooling (ie..unit pulls air out of the rack cabinet)
- Rugged textured black powder paint finish
- Individual fans generate 45 dBA of sound. Our estimate (at 12") is 60 dba for the two fan models and 62 dBA for the three fan model.
- Requires panel mounting [hardware](#)
- Control your rack temperature with our [economical, compact thermostat](#)

Part Number	Description (Shipped Assembled)							
	Fan Panel CFM	Number of Fans	Voltage (50/60 Hz.)	Fan CFM (Each Fan)	Fan Guards	PDF Reader File	AutoCAD .dwg file (zipped)	3D Solid Model .stp & .iges files (zipped)
PPGPFPA	210	2	115 VAC	105	Yes (4)	343K	341K	782K
PPGPFPA230	210	2	230 VAC	105	Yes (4)	332K	324K	691K
FP3F115	315	3	115 VAC	105	Yes (6)	227K	468K	-

Note: Front fan guards are punched into panel - rear fan guards are our standard metal fan guards.



(Click to enlarge)
Air flow is away from you...

DOWNLOAD



[Rack Cabinet Cooling - catalog pages \(9\)](#) - Adobe Reader .pdf format (360K)

DOWNLOAD



[all accessories - catalog pages \(44\)](#) - Adobe Reader .pdf format (1,495K)

Exactly what you are looking for???

Link to our stocking distributors - most have "on-line" pricing, stock check and ordering!!!

[Our Distributors](#)

[Order from your favorite distributor](#)

[Home](#) | [Products](#) | [Distributors](#) | [Technical](#) | [Contact Us](#) | [Other Options](#)

Copyright; © 2000-2011 Hammond Mfg Co Inc
URL: <http://www.hammondmfg.com>