














INSTALLATION INSTRUCTIONS T-PMPI-274-PC

© PANDUIT Corp. 2006

	RGESD-1Y	RGESD2-1	RGESD2A-1	RGESD2B-1	RGESD2C-1
 One Hole ESD Port	1	-	-	-	-
 ESD Port	-	1	1	1	1
 ESD Sticker	1	1	1	1	1
 12-24 Screw	1	2	-	-	-
 12-24 HDW	-	-	-	2	2
 M6 Screw	1	2	-	1	-
 10-32 Screw	1	-	2	-	-
 M5 Screw	1	-	2	-	-
 Cage Nut HDW	-	-	-	2	-
 Thru-Hole HDW	-	-	-	-	2
 AntiOX	1	1	1	1	1
 AntiOX	1	1	1	1	1
 Cleaning Pad	1	1	1	1	1

