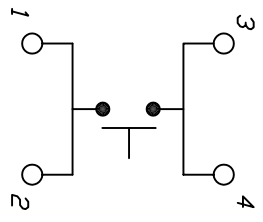
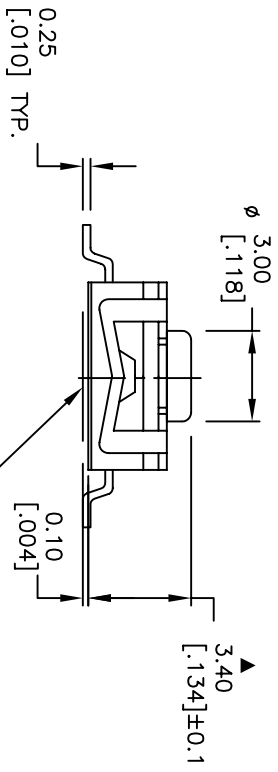
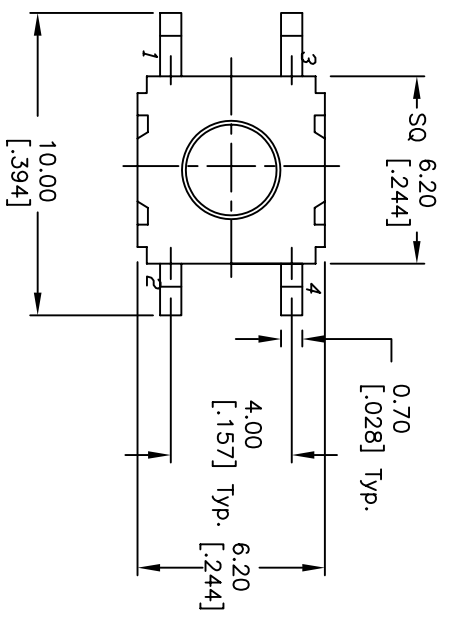


RECOMMENDED P.C.B. LAYOUT



CIRCUIT: SPST
CONTACT CONFIGURATION

- NOTES:
1. ALL DIMENSIONS IN MM [INCH]
 2. GENERAL TOLERANCE: X.X=±0.4
X.XX=±0.25
 3. TERM. NOS. FOR REF. ONLY
 4. RATING: 50mA, @12V DC
 5. TRAVEL: 0.25 +0.2/-0.1mm
 6. CONTACT RESISTANCE: 20 MILLIOHMS INITIAL.
 7. ELECTRICAL LIFE: 100,000 CYCLES
 8. OPERATING FORCE: 300±50 GF
 9. PACKAGING: TAPE AND REEL.
 10. ▲ DENOTES CRITICAL PARAMETER.



ALL TERMINALS MUST BE CO-PLANAR w/in 0.10 [0.004] TOTAL.

REV.	ECN No.	DESCRIPTION	DATE	CHKD
G	15487	REMOVE GOLD DOME INFD	11/2/05	PH
F	15461	GOLD DOME INFD.	10/26/05	PH
E	14917	REMOVE EPOXY ON TERMINALS	5/20/05	BK
D	14843	REMOVE NOTE 10	4/8/05	AR
C	14482	ADD EPOXY NOTE AND NOTE 10	11/10/04	AR
B	13959	CHANGE DESCRIPTION	4/27/04	AR
A	13536	RELEASED FOR PRODUCTION	10/14/03	AR

TITLE		SCALE	DATE	DR	DWG	REV
TL6304AF300QG		4:1	10/14/03	AR	D310700	G



THE INFORMATION CONTAINED IN THIS DOCUMENT IS PROPRIETARY TO E-SWITCH AND IS NOT TO BE COPIED OR TRANSFERRED