CSHD5-25L

SURFACE MOUNT SILICON
LOW V_F
SCHOTTKY RECTIFIER
5.0 AMP, 25 VOLT

LOW V_F



DPAK CASE

Central Semiconductor Corp.

www.centralsemi.com

DESCRIPTION:

The CENTRAL SEMICONDUCTOR CSHD5-25L is a silicon Schottky rectifier designed for power applications requiring a low forward voltage drop.

MARKING: FULL PART NUMBER

MAXIMUM RATINGS: (T_C=25°C unless otherwise noted)

	SYMBOL		UNITS
Peak Repetitive Reverse Voltage	V_{RRM}	25	V
Average Rectified Forward Current (T_C=120°C)	I_O	5.0	A
Peak Forward Surge Current, tp=10ms	I_{FSM}	80	A
Peak Repetitive Reverse Surge Current, tp=2.0μs	I_{RRM}	1.0	A
Critical Rate of Rise of Reverse Voltage	dv/dt	10,000	V/μs
Operating and Storage Junction Temperature	T_J, T_{stg}	-65 to +150	°C
Thermal Resistance	Θ_{JC}	2.5	°C/W

ELECTRICAL CHARACTERISTICS: (T_C=25°C unless otherwise noted)

SYMBOL	TEST CONDITIONS	TYP	MAX	UNITS
I_R	V_R=25V	103	500	μA
I_R	V_R=25V, T_C=125°C	35.5	200	mA
V_F	I_F=5.0A	0.42	0.47	V
V_F	I_F=5.0A, T_C=125°C	0.31	0.35	V
C_J	V_R=0, f=1.0MHz	2,290		pF

CSHD5-25L

SURFACE MOUNT SILICON
LOW V_F
SCHOTTKY RECTIFIER
5.0 AMP, 25 VOLT

DPAK CASE - MECHANICAL OUTLINE

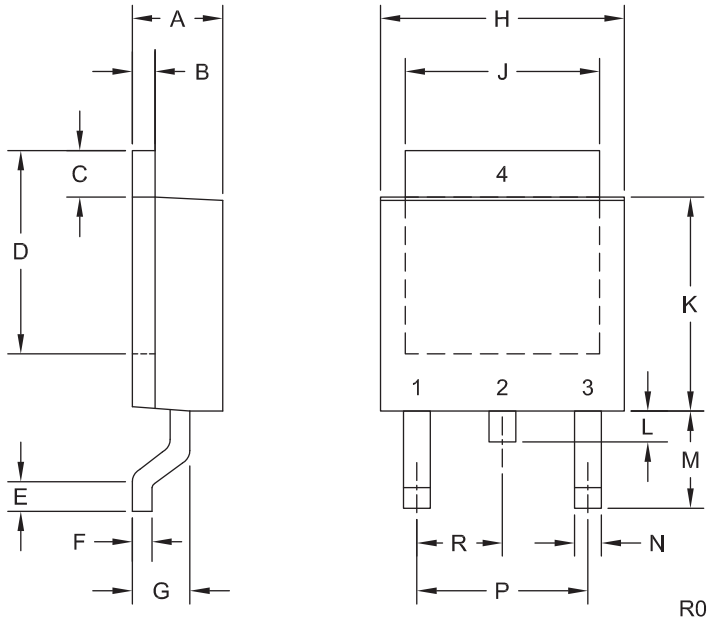

LEAD CODE:
1) No Connection
2) Cathode
3) Anode
4) Cathode
Pin 2 is common to the tab (4)

MARKING: FULL PART NUMBER

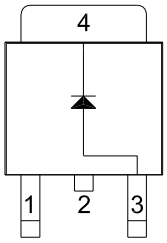

DIMENSIONS				
	INCHES		MILLIMETERS	
SYMBOL	MIN	MAX	MIN	MAX
A	0.083	0.108	2.10	2.75
B	0.016	0.032	0.40	0.81
C	0.035	0.063	0.89	1.60
D	0.203	0.228	5.15	5.79
E	0.020	-	0.51	-
F	0.018	0.024	0.45	0.60
G	0.051	0.071	1.30	1.80
H	0.248	0.268	6.30	6.81
J	0.197	0.217	5.00	5.50
K	0.209	0.245	5.30	6.22
L	0.025	0.040	0.64	1.02
M	0.090	0.115	2.30	2.91
N	0.012	0.045	0.30	1.14
P	0.180		4.60	
R	0.090		2.30	

DPAK (REV: R0)

R6 (26-February 2016)

CSHD5-25L

SURFACE MOUNT SILICON
LOW V_F
SCHOTTKY RECTIFIER
5.0 AMP, 25 VOLT

TYPICAL ELECTRICAL CHARACTERISTICS

Leakage Current

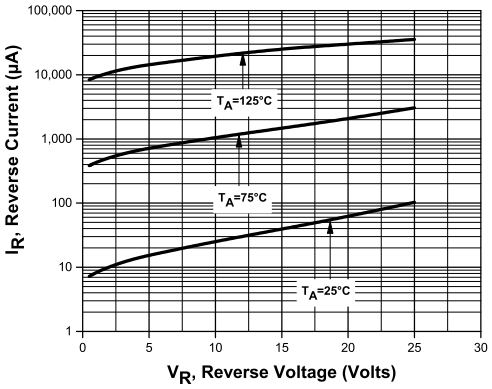

Forward Voltage

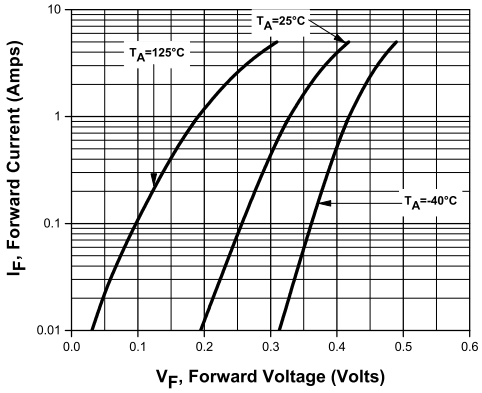

Capacitance

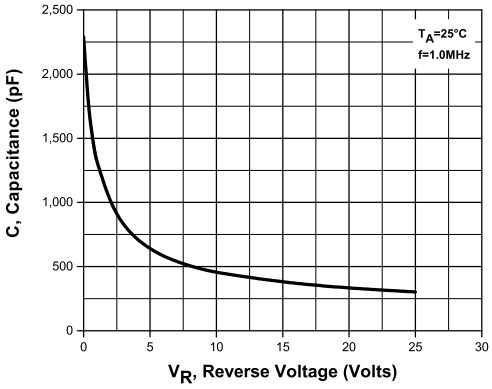

Current Derating

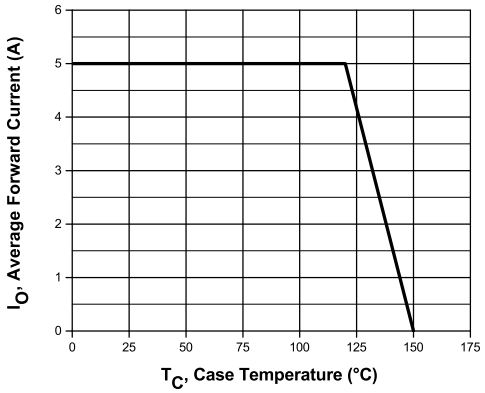

OUTSTANDING SUPPORT AND SUPERIOR SERVICES

PRODUCT SUPPORT

Central's operations team provides the highest level of support to insure product is delivered on-time.

- Supply management (Customer portals)
- Inventory bonding
- Consolidated shipping options
- Custom bar coding for shipments
- Custom product packing

DESIGNER SUPPORT/SERVICES

Central's applications engineering team is ready to discuss your design challenges. Just ask.

- Free quick ship samples (2nd day air)
- Online technical data and parametric search
- SPICE models
- Custom electrical curves
- Environmental regulation compliance
- Customer specific screening
- Up-screening capabilities
- Special wafer diffusions
- PbSn plating options
- Package details
- Application notes
- Application and design sample kits
- Custom product and package development

REQUESTING PRODUCT PLATING

1. If requesting Tin/Lead plated devices, add the suffix " TIN/LEAD" to the part number when ordering (example: 2N2222A TIN/LEAD).
2. If requesting Lead (Pb) Free plated devices, add the suffix " PBFREE" to the part number when ordering (example: 2N2222A PBFREE).

CONTACT US

Corporate Headquarters & Customer Support Team

Central Semiconductor Corp.
145 Adams Avenue
Hauppauge, NY 11788 USA
Main Tel: (631) 435-1110
Main Fax: (631) 435-1824
Support Team Fax: (631) 435-3388
www.centralsemi.com

Worldwide Field Representatives:
www.centralsemi.com/wwreps

Worldwide Distributors:
www.centralsemi.com/wwdistributors

For the latest version of Central Semiconductor's **LIMITATIONS AND DAMAGES DISCLAIMER**, which is part of Central's Standard Terms and Conditions of sale, visit: www.centralsemi.com/terms