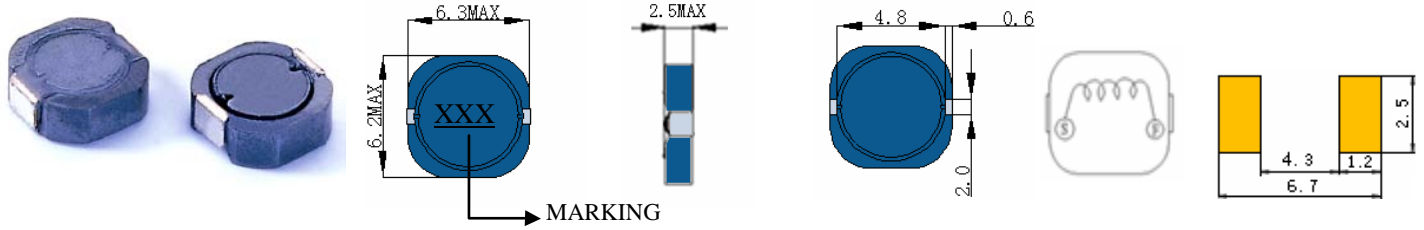


SC62CB

SMD POWER INDUCTORS



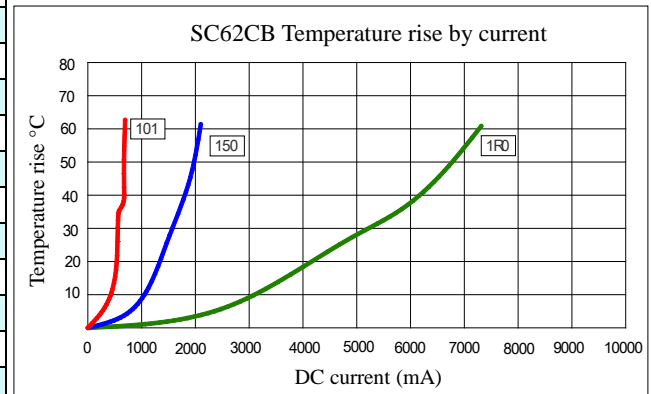
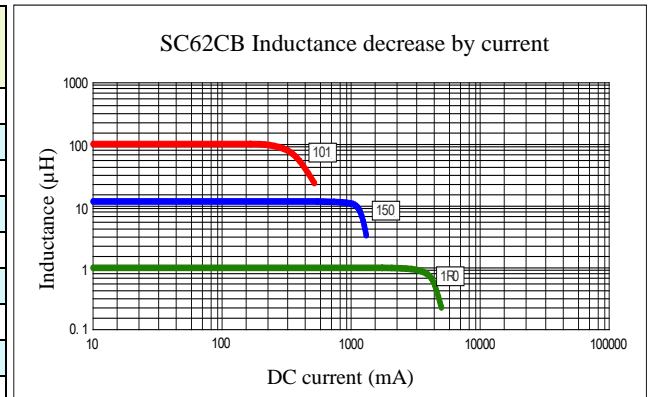
• Features

1. Magnetically shielded construction
2. LOW Profile (2.5mm max. height x 6.3mm square)
3. Low DC resistance makes this product very suitable for large current applications



ELECTRICAL CHARACTERISTICS

Part Number	Inductance (uH) (1)	Test Frequency	DC Resistance (Ω MAX) (2)	Saturation Current (3) (A)	Temperature Current (4) (A)
SC62CB-1R0	1.0	100KHZ	16m	3.48	5.00
SC62CB-1R5	1.5	100KHZ	18m	2.83	4.00
SC62CB-2R0	2.0	100KHZ	21m	2.44	3.40
SC62CB-3R3	3.3	100KHZ	30m	1.89	3.23
SC62CB-4R3	4.3	100KHZ	39m	1.65	3.00
SC62CB-6R2	6.2	100KHZ	60m	1.37	2.38
SC62CB-100	10	100KHZ	80m	1.07	1.82
SC62CB-120	12	100KHZ	94m	0.97	1.63
SC62CB-150	15	100KHZ	120m	0.87	1.46
SC62CB-180	18	100KHZ	140m	0.79	1.31
SC62CB-220	22	100KHZ	188m	0.71	1.17
SC62CB-270	27	100KHZ	212m	0.64	1.05
SC62CB-330	33	100KHZ	244m	0.58	0.94
SC62CB-390	39	100KHZ	306m	0.53	0.84
SC62CB-470	47	100KHZ	390m	0.48	0.76
SC62CB-560	56	100KHZ	432m	0.44	0.68
SC62CB-680	68	100KHZ	588m	0.40	0.65
SC62CB-820	82	100KHZ	670m	0.36	0.61
SC62CB-101	100	100KHZ	813m	0.33	0.58



(1). Inductance tolerance for 1.0uH~6.2uH: ±30%, for 10uH~100uH: ±20%. Tested at 0.25V, 0ADC and 25°C

(2). DCR measured at 25°C.

(3). The DC current at which the inductance decreases by 30% from its initial value.

(4). The DC current that results in a 40°C temperature rise from 25°C ambient.

[Click here for QUANTITY PER REEL & PACKING INFORMATION](#)

Custom versions available upon request.

© 2019 Signal Transformer –Specification subject to change without notice. 12.19



belfuse.com/signal

128 Atlantic Avenue, Lynbrook, NY 11563
Toll Free 866-239-5777 • Tel 516-239-5777 • Fax 516-239-7208
Sales@signaltransformer.com • techhelp@signaltransformer.com