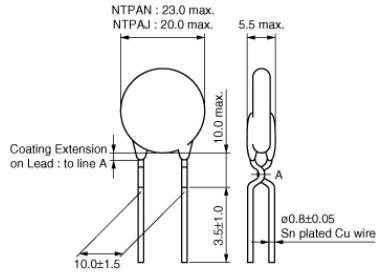


# NTPAN6R0LDKB0



## Appearance & Shape



(in mm)

## Features

1. Lead is not contained in the ceramic element, the terminations, the solder for inner connection and the coating resin.
2. Most suitable for power supplies of less than 100W
3. Excellent recovery characteristics due to resin coating with excellent heat characteristics

## Applications

Limited Usage	Consumer Grade
---------------	----------------

## Packaging Information

Packaging	Specifications	Standard Packing Quantity
B0	Bulk(Bag)	50

### Attention

- 1.This datasheet is downloaded from the website of Murata Manufacturing Co., Ltd. Therefore, it's specifications are subject to change or our products in it may be discontinued without advance notice. Please check with our sales representatives or product engineers before ordering.
- 2.This datasheet has only typical specifications because there is no space for detailed specifications. Therefore, please review our product specifications or consult the approval sheet for product specifications before ordering.

# NTPAN6R0LDKB0



## Specifications

Resistance (25°C)	6Ω
Resistance Value Tolerance (at 25°C)	±15%
Permissible Max. Current (25°C)	3.9A
Permissible Max. Current (55°C)	3.4A
Thermal Time Constant	130s
Typical Dissipation Constant (25°C)	26.8mW/°C
Permissible Electrolytic Capacitor	8600μF
Measure Condition of Permissible Electrolytic Capacitor	at 100V
Operating Temperature Range	-20°C to 160°C
Lead Shape	Lead Wire type
Shape	Lead
Mass	4.34g
MSL	N

### Attention

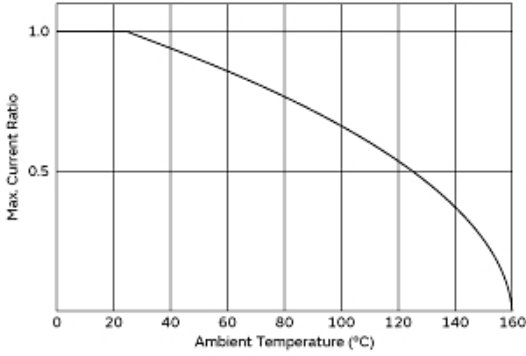
1.This datasheet is downloaded from the website of Murata Manufacturing Co., Ltd. Therefore, it's specifications are subject to change or our products in it may be discontinued without advance notice. Please check with our sales representatives or product engineers before ordering.

2.This datasheet has only typical specifications because there is no space for detailed specifications.

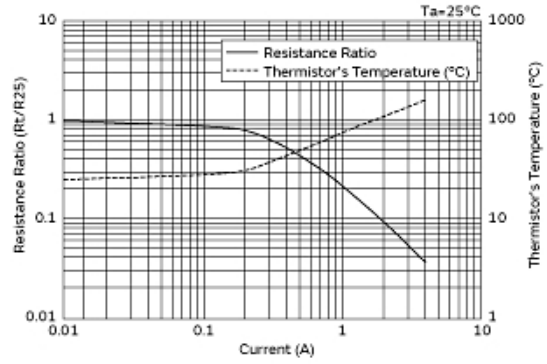
Therefore, please review our product specifications or consult the approval sheet for product specifications before ordering.

# NTPAN6R0LDKB0

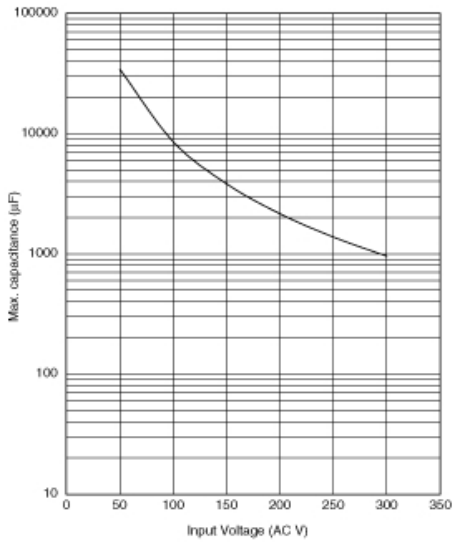
## Product Data



Permissible Maximum Current Derating Curve



Current-R ratio( $R_t/R_{25}$ ), Current-Temperature Characteristics



Permissible Electrolytic Capacitor

**Attention**

- 1.This datasheet is downloaded from the website of Murata Manufacturing Co., Ltd. Therefore, it's specifications are subject to change or our products in it may be discontinued without advance notice. Please check with our sales representatives or product engineers before ordering.
- 2.This datasheet has only typical specifications because there is no space for detailed specifications. Therefore, please review our product specifications or consult the approval sheet for product specifications before ordering.