

ISO MINI® Relays

RoHS

Relays



Specifications

Normally open relay:

Color Case: Black
Color Base: Black

Change over relay:

Color Case: Black
Color Base: White

Packaging:

Series Serien	Pack Size
020407xxTXN	10
020407xxZ	500

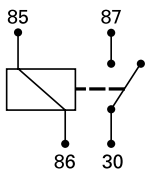
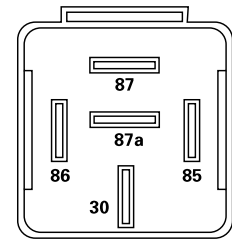
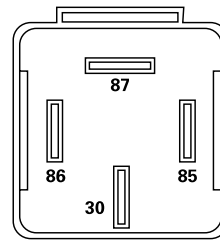
HOMOLOGATION IN ACCORDANCE WITH:

E3 REGULATION N.10 ECE-ONU/02

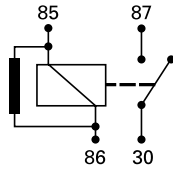
e3 EUROPEAN DIRECTIVE DIR.95/54 CE

Remote control switches for automotive applications available for 12V and 24V rated circuits.

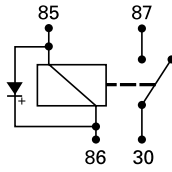
Relais für Anwendungen im Automobilbereich, erhältlich für 12V und 24V Bordnetze.



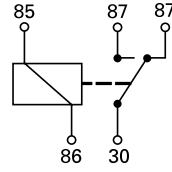
Normally open (A)



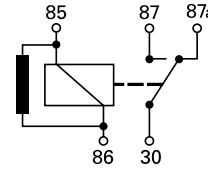
Normally open with Resistor (B)



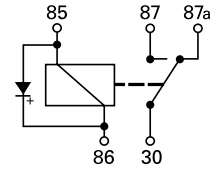
Normally open with Diode (C)



Change Over (A)



Change Over with resistor (B)



Change Over with Diode (C)

Normally open relay

Part Number Artikel-Nr.	Volt	Ampere	Feature Merkmal	Diagram Schema
02040701_	12V	30A	–	A
02040705_	12V	30A	Resistor	B
02040715_	12V	40A	Resistor	B
02040709_	12V	30A	Diode	C
02040702_	24V	20A	–	A
02040706_	24V	20A	Resistor	B
02040710_	24V	20A	Diode	C

Change over relay

Part Number Artikel-Nr.	Volt	Ampere	Feature Merkmal	Diagram Schema
02040703_	12V	20/30A	–	A
02040707_	12V	20/30A	Resistor	B
02040711_	12V	20/30A	Diode	C
02040716_	12V	30/40A	Diode	C
02040704_	24V	10/20A	–	A
02040708_	24V	10/20A	Resistor	B
02040712_	24V	10/20A	Diode	C