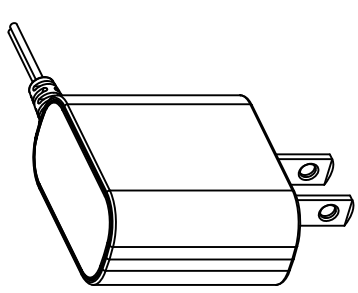
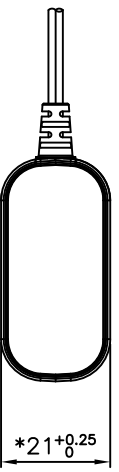
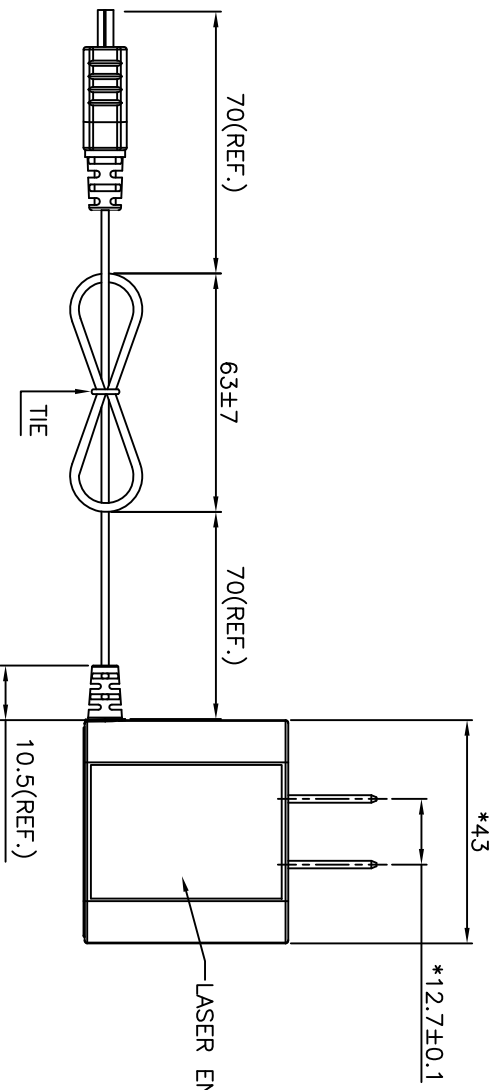
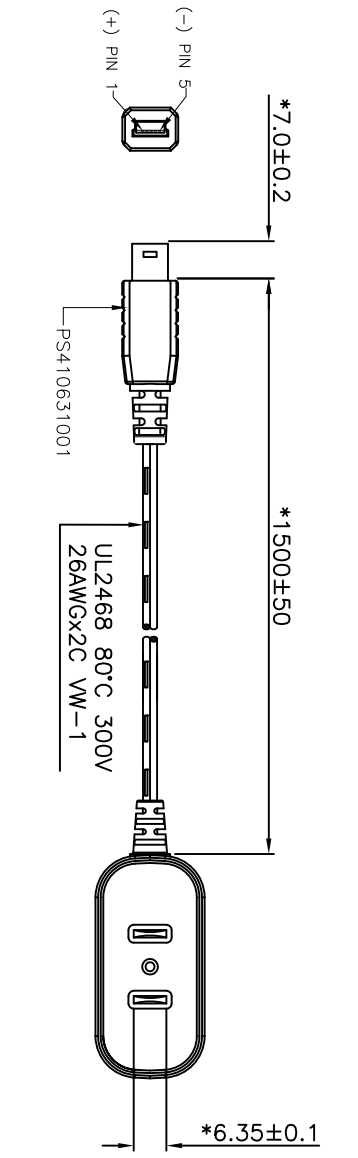


修正	REVISIONS
10/29/13	ACHECK & ISSUE.
12/04/13	BUPDATE THE DC CORD



0.2(CASE ASSEMBLY STEP)

說明 GENERAL NOTES

1. Dimensions marked with "*" indicates critical dimensions which need to be inspected in every lot.
 2. CPK shall exceed 1.33 for critical parameters.
 3. Case mismatch shall be less than 0.2mm.

長度區分	容許公差區分 (MM)
COMMON TOLERANCE	
A	B
C	D
低於 8 LESS THAN	
8-25	25.00
25-50	25.00
50-75	25.00
75-100	25.00
100-150	25.00
150-200	25.00
200-250	25.00
250-300	25.00
300-350	25.00
350-400	25.00
400-450	25.00
450-500	25.00
500-550	25.00
550-600	25.00
600-650	25.00
650-700	25.00
700-750	25.00
750-800	25.00
800-850	25.00
850-900	25.00
900-950	25.00
950-1000	25.00

核准 APPROVED	
審核 CHECKED	
設計 DESIGN	DANNY L 10/29/13
製圖 DRAWN	DANNY L 12/04/13
THIRD ANGLE PROJECTION	

公差 TOLERANCE	B
比例 SCALE	1:1
單位 UNIT	MM
機型 MODEL	PSM03A-050(ID)-R
材質 MATERIAL	
處理 TREATMENT	
名 DESCRIPTION	OUTLINE DRAWING
零件 PART NO.	PES06118-B

飛宏科技股份有限公司
 FLYING HAWK TECHNOLOGY CO., LTD.