


Sine Wave and EMC Output Filter for Motor Drives with a DC Link Access

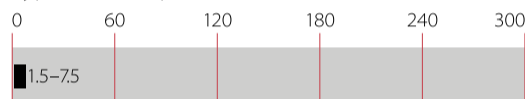


- Smoothing of PWM drive output voltage
- Efficient motor protection
- Reduction of common-mode interferences on motor cables
- Improvement of EMC environment
- Elimination of motor bearing damages
- Possibility to use very long unshielded motor cables
- Improvement of system reliability

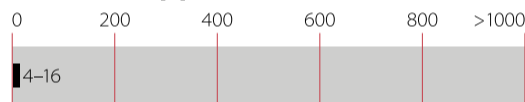


Performance indicators

Typical motor power [kW]



Rated current [A]



Approvals & Compliances

RoHS

Features and Benefits

- Conversion of the PWM output signal (differential and common-mode voltage components) of motor drives into a smooth sine wave with low residual ripple
- Elimination of premature motor damage caused by high dv/dt, overvoltages, motor overheating, eddy current losses or bearing damage
- Elimination of interference propagation towards components or conductors in the vicinity
- Provision of all benefits of traditional LC sine wave filters, plus:
 - Allows the use of extremely long unshielded motor cables without causing radiation problems (EN 55014, MDS clamp)
 - Restricts pulse currents to ground and hence limits leakage currents in the PE
 - Reduces the required EMI suppression efforts on the line side
 - Allows the use of lower rated drives with long motor cables due to lower losses in the IGBTs and in the motor cable



Technical Specifications

Nominal operating voltage	3 x 480 VAC
dc link voltage	850 VDC max.
Motor frequency	0 to 200 Hz 0 to 200 Hz
Switching frequency	6 to 20 kHz 6 to 20 kHz
Rated currents	4 to 16 A
Motor cable length	1000 max.
Voltage drop	≤10 V @ 50 Hz
Current in +/- control loop	1 to 2 A approx
Residual ripple voltage	<5%
High potential test voltage	P → E 2500 VDC for 2 sec P → P 1100 VDC for 2 sec
Protection category	IP 20
Overload capability	1.4x rated current for 1 minute, every 15 minutes
Temperature range (operation and storage)	-25°C to +100°C (25/100/21)
Flammability corresponding to	UL 94 V-2 or better
Design corresponding to	UL 1283, CSA 22.2 No. 8 1986, IEC/EN 60939
MTBF @ 45°C/480 V (Mil-HB-217F)	>100,000 hours

Typical Applications

- Motor drive applications with extremely long motor cables
- Motor drive applications with unshielded motor cables
- Chemical and petro-chemical applications
- Semi-conductor manufacturing
- Mission critical applications
- Applications with multiple motors in parallel
- Retrofit of motor drives into existing installations with old wiring and motors

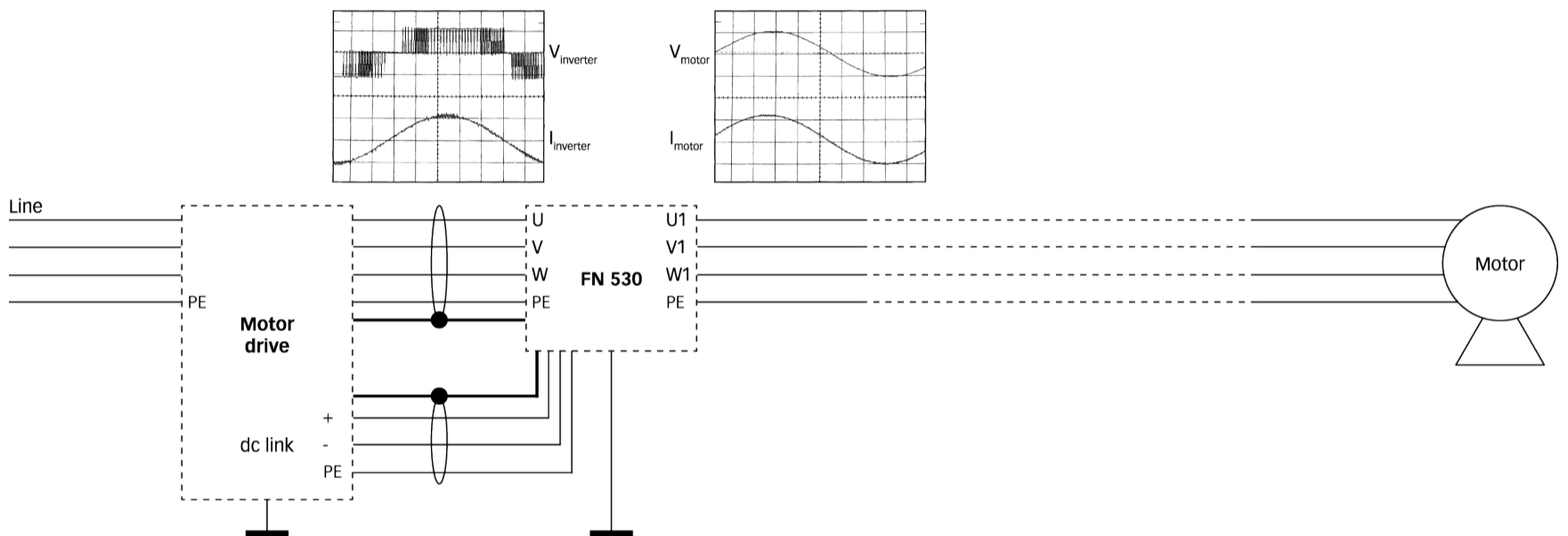
Filter Selection Table

Filter	Rated current @ 40°C	Typical motor power rating*	Typical power loss**	Motor side	Motor drive side	Weight [kg]
	[A]	[kW]	[W]			
FN 530-4-99	4	1.5	15	-29	-99	11.5
FN 530-8-99	8	3.0	33	-29	-99	15
FN 530-12-99	12	5.5	50	-29	-99	18.5
FN 530-16-99	16	7.5	37	-33	-99	21

* General purpose four-pole (1500 r/min) AC induction motor rated 400 V/50 Hz.

** Exact value depends upon the motor cable type and length, switching frequency, motor frequency and further stray parameters within the system.

Typical Block Schematic



Connection To The Dc Link

For best results, the connection to the dc link of the motor drive is required with this series of filters.

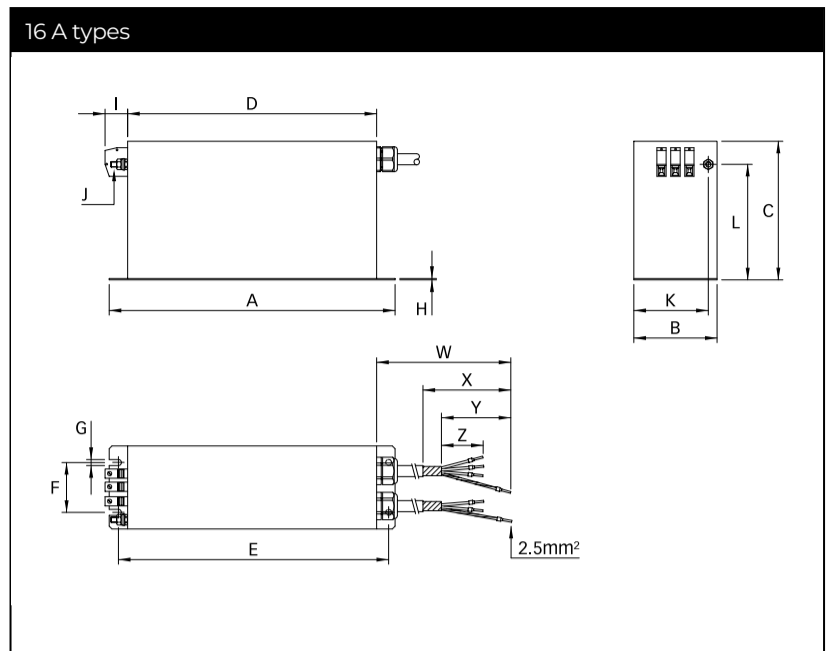
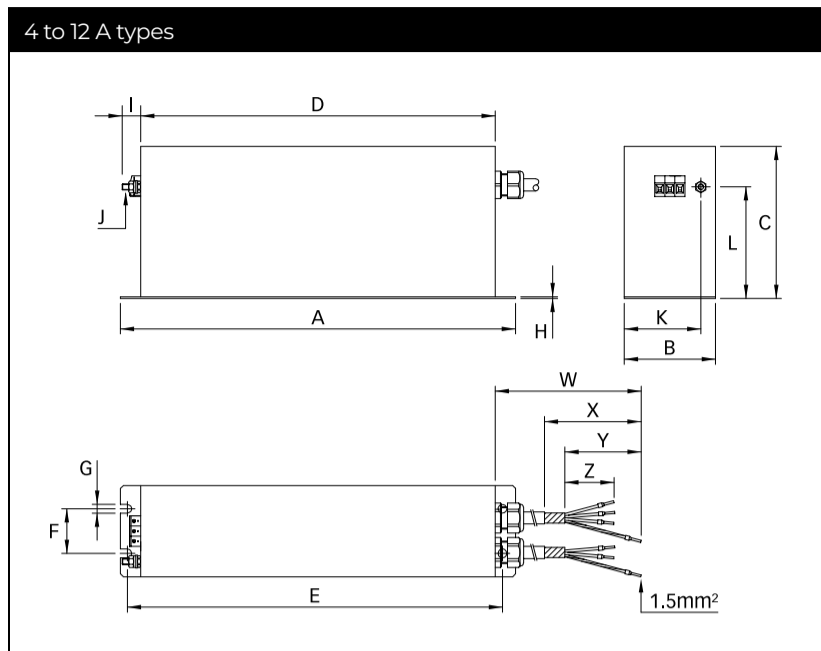
If only one connection to the dc link is brought out of the drive («+» or «-») then the dc link cable connections from the filter (identified by «DC+» and «DC-») must be connected together to the «+» or «-» motor drive connection.

The operation of the sine wave interference filter is not seriously affected as a result. The «+» and «-» connections on the motor drive must never be connected together. Otherwise a short-circuit will result.

The PWM switching frequency must lie within the range from 6 to 20kHz in order to ensure satisfactory operation of the filter. A lower switching frequency or a pure square wave is unsuitable and will result in the motor drive switching off with the error message «overcurrent or short to earth.»

For additional information please refer to the Schaffner application note "Sine Wave Filter Solutions for Motor Drives Applications" available on the homepage www.schaffner.com/downloads

Mechanical Data



Dimensions

	4 A	8 A	12 A	16 A
A	390	390	390	350
B	90	90	90	140
C	150	180	215	230
D	350	350	350	310
E	373	370	370	330
F	44	44	44	95
G	6.5	8.7	8.7	8.7
H	1.5	1.5	1.5	2.3
I	19	19	19	25
J	M6	M6	M6	M6
K	75	75	75	107.5
L	107	137	172	181
W	720 +15/-0	720 +15/-0	720 +15/-0	720 +15/-0
X	120	120	120	120
Y	100	100	100	100
Z	70	70	70	70

All dimensions in mm; 1 inch = 25.4 mm
Tolerances according to: ISO 2768-m / EN 22768-m

Filter Input Connector Cross Sections

	-29	-33
Solid wire	6 mm ²	16 mm ²
Flex wire	4 mm ²	10 mm ²
AWG type wire	AWG 10	AWG 6
Recommended torque	0.6-0.8 Nm	1.5-1.8 Nm

Headquarters, Global Innovation and Development

Switzerland

Schaffner Holding AG

Industrie Nord
Nordstrasse 11e
4542
Luterbach
+41 32 681 66 26
info@schaffner.com

Sales and Application Centers

Switzerland

Schaffner EMV AG

Industrie Nord
Nordstrasse 11e
4542
Luterbach
+41 32 681 66 26
switzerlandsales@schaffner.com

Singapore

Schaffner EMC Pte Ltd.

Blk 3015A Ubi Road 1, #05-09, Kampong Ubi
Industrial Estate
408705
Singapore
+65 63773283
singaporesales@schaffner.com

China

Schaffner EMC Ltd. Shanghai

T20-3 C, No 565 Chuangye Road, Pudong
district
201201
Shanghai
+86 2138139500
cschina@schaffner.com

To find your local partner within Schaffner's global network schaffner.com

© 2022 Schaffner Group

The content of this document has been carefully checked and understood. However, neither Schaffner nor its subsidiaries assume any liability whatsoever for any errors or inaccuracies of this document and the consequences thereof. Published specifications are subject to change without notice. Product suitability for any area of application must ultimately be determined by the customer. In all cases, products must never be operated outside their published specifications. Schaffner does not guarantee the availability of all published products. This disclaimer shall be governed by substantive Swiss law and resulting disputes shall be settled by the courts at the place of business of Schaffner Holding AG. Latest publications and a complete disclaimer can be downloaded from the Schaffner website. All trademarks recognized.