



Intelligent cable designs for total system integration and high-speed networking

Smart homes require intelligent cable designs. The backbone of any high-speed data interconnect, network cables must meet an exceptionally high performance level to ensure that the system operates reliably and at full data-rates. Produced in a variety of specialized and general purpose designs, Sheer Wire network and automation cables deliver solutions for a multitude of cross-platform and manufacturer specific standards and systems. As with all other Sheer Wire cables, each cable features leading-edge designs and comprehensive quality verification to deliver the foundation and bandwidth required for leading-edge data and control system integration.

- AMX AXLINK
- TOUCH PANEL CONTROL
- TOUCH PANEL HYBRID
- ELAN VIA!
- KEYPAD & VOLUME CONTROL
- TOTAL HOME HYBRID
- CATEGORY 5E UTP
- CATEGORY 5E 360MHz UTP
- CATEGORY 6 UTP
- LOW-SKEW UTP
- MULTI-MODE BREAKOUT FIBER
- MULTI-MODE DISTRIBUTION FIBER
- SINGLE-MODE BREAKOUT FIBER
- SINGLE-MODE DISTRIBUTION FIBER

Certified Specifications that Ensure Performance

Each reel of cable is tested and verified to deliver consistent performance and ensure reliable cable interconnect systems.

Extended Bandwidth for High Speed Data Applications

Many types are offered with extended bandwidth ratings for high-speed data applications such as Gigabit Ethernet, video over twisted-pair, and other proprietary system formats.

Specialized Designs that Deliver Solutions

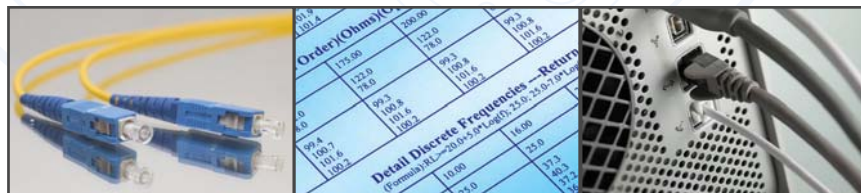
Sheer Wire automation and network cables are produced in a variety of specific designs to provide complete networking solutions for almost every type of residential control and data system.

Meets or Exceeds Industry Standards

Each cable type is designed to meet or exceed the required industry or manufacturer standards.

Time Saving Features

Features such as easy-to-strip jackets, footage markers, and flexible packaging allow for quick and simplified installation.



AMX AXLink



Data and Power Cable for AMX AXLink Systems

- 22 Gage Low-cap, Shielded Single-pair
- For AMX AXLink Systems
- Low-loss Foam Dielectric (Data Pair)
- 18 Gage Power Conductors
- UL Rated for Permanent Installation

Mechanical Specifications										
Part #	# of Pairs	Nominal OD	Conductor	Data Insulation (Type, OD)	Data Shield & Drain	Power Conductors	Power Insulation	Overall Jacket	UL Type	Approx. Weight
18/22AXL	2 (One Power, One Data)	.242"	22 AWG (7x30) Stranded BC	Foam PE, .022" Blue & White	100% Foil with 24 AWG (7x32) Stranded TC	18 AWG (7x26) Stranded BC	PVC, .010" Red & Black	PVC, Black	CL3R, FT-4	41 lbs/Mft
	AXLink™ Control Cable									
18/22AXLP	2 (One Power, One Data)	.195"	22 AWG (7x30) Stranded BC	Foam FEP, .020" Blue & White	100% Foil with 24 AWG (7x32) Stranded TC	18 AWG (16x30) Stranded BC	Plenum PVC, .009" Red & Black	Plenum, PVC, Black	CMP	29 lbs/Mft
	AXLink™ Control Cable: Plenum									
Electrical Specifications										
Data Pair						Power Pair				
Part #	Impedance	Capacitance	Conductor DCR	Drain DCR	Velocity of Propagation	Capacitance	Power Conductor DCR			
18/22AXL	95 Ω	12.5 pF/ft between conductors	15.3 Ω/Mft	23.8 Ω/Mft	79%	31.7 pF/ft between conductors	6.0 Ω/Mft			
18/22AXLP	95 Ω	12.5 pF/ft between conductors	15.3 Ω/Mft	23.8 Ω/Mft	82%	31.7 pF/ft between conductors	6.7 Ω/Mft			

Touch Panel Control



Data and Power Cable for Touch Panel Systems

- 22 Gage Low-cap, Shielded Single-pair
- Low-loss Foam Dielectric (Data Pair)
- 18 Gage Power Conductors
- Yellow Stripe for Easy Identification
- UL Rated for Permanent Installation

Mechanical Specifications										
Part #	# of Pairs	Nominal OD	Conductor	Data Insulation (Type, OD)	Data Shield & Drain	Power Conductors	Power Insulation	Overall Jacket	UL Type	Approx. Weight
18/22CRT	2 (One Power, One Data)	.242"	22 AWG (7x30) Stranded BC	Foam PE, .022" Blue & White	100% Foil with 24 AWG (7x32) Stranded TC	18 AWG (7x26) Stranded BC	PVC, .010" Red & Black	PVC, Blue with Yellow Stripe	CL3R, FT-4	41 lbs/Mft
	Touch Panel Control Cable									
18/22CRTP	2 (One Power, One Data)	.195"	22 AWG (7x30) Stranded BC	Foam FEP, .020" Blue & White	100% Foil with 24 AWG (7x32) Stranded TC	18 AWG (16x30) Stranded BC	Plenum PVC, .009" Red & Black	Plenum, PVC, Blue with Yellow Stripe	CMP	29 lbs/Mft
	Touch Panel Control Cable: Plenum									
Electrical Specifications										
Data Pair						Power Pair				
Part #	Impedance	Capacitance	Conductor DCR	Drain DCR	Velocity of Propagation	Capacitance	Power Conductor DCR			
18/22CRT	95 Ω	12.5 pF/ft between conductors	15.3 Ω/Mft	23.8 Ω/Mft	79%	31.7 pF/ft between conductors	6.0 Ω/Mft			
18/22CRTP	95 Ω	12.5 pF/ft between conductors	15.3 Ω/Mft	23.8 Ω/Mft	82%	31.7 pF/ft between conductors	6.7 Ω/Mft			

Touch Panel Hybrid

Hybrid Data Cables for Touch Panel Systems




- Touch Panel Elements
- Cat5E Elements
- RG6Q Coax Elements (Optional)
- Common Outer Jacket for Easy Pulling
- UL Rated for Permanent Installation

Mechanical Specifications							
Part #	Control Elements (#, Color)	Cat5E Elements (#, Color)	RG6Q Elements (#, Color)	Master Jacket (Type, Color)	Overall Diameter	UL Type	Approx. Weight
18/22CCT	1, Teal with Yellow Stripe	1, White	N/A	PVC, Teal with Red Stripe	.524"	CL3/FT-4	98 lbs/Mft
18/22CCD	1, Teal with Yellow Stripe	2, One White, One Gray	N/A	PVC, Teal with Black Stripe	.547"	CL3/FT-4	130 lbs/Mft
18/22CCQ	1, Teal with Yellow Stripe	4, One White, One Green, One Gray, One Blue	N/A	PVC, Teal with White Stripe	.652"	CL3/FT-4	189 lbs/Mft
18/22CDC	1, Teal with Yellow Stripe	2, One White, One Gray	2, Black & White	PVC, Teal with Orange Stripe	.750"	CL3/FT-4	177 lbs/Mft
18/22QM	1	1 (15ns/100m skew)	N/A	Dual-zip PVC, Teal	.462" x .242"	CL3/FT-4	70 lbs/Mft
18/22QMP	1	1 (15ns/100m skew)	N/A	Dual-zip Plenum PVC, Teal	.385" x .195"	CMP	66 lbs/Mft

Touch Panel Control ELEMENT SPECIFICATIONS, See Page #29 (pn#18/22CRT)
 Cat5E ELEMENT SPECIFICATIONS, See Page #32 (pn#244CAT5E360 except on QM and QMP Types)
 RG6Q ELEMENT SPECIFICATIONS, Consult Factory for Detailed Specifications (pn#181VQ6)

Elan Via!

Coaxial and Data Cable for Elan Via! Systems




- Cat5E Element
- RG59 Coax Element
- 18 Gage Power Conductors
- Common Outer Jacket with Color Stripe
- UL Riser Rated for Permanent Installation

Mechanical Specifications							
Part #	Cat5E Elements (#, Color)	RG59 Elements (#, Color)	Power Elements (#, Color)	Master Jacket (Type, Color)	Overall Diameter	UL Type	Approx. Weight
182R59C5	1, White	1, Black	2x18 AWG (7x26), Stranded BC, Black & Red 6.4 Ω/Mft	PVC, Blue	.467"	CL3R FT-4	83 lbs/Mft

Cat5E ELEMENT SPECIFICATIONS, See Page #32 (pn#244CAT5E360)
 RG59 ELEMENT SPECIFICATIONS, See Page #18 (pn#1R201V59)

Keypad & Volume Control



General Purpose Cat5E and Audio Hybrid Cable

- Cat5E Element
- Four Audio Conductors
- Common Outer Jacket with Color Stripe
- UL Rated for Permanent Installation

Mechanical Specifications						
Part #	Cat5E Elements (#, Color)	Audio Conductors (#, Color, DCR, Capacitance)	Master Jacket (Type, Color)	Overall Diameter	UL Type	Approx. Weight
164NCAT	1, Gray	4x16 AWG (65x34), Stranded BC, Black, Red, White, Green, 4.0 Ω/Mft, 48.4 pF/ft	PVC, Teal with Gray Stripe	.388"	CL3 & CM	93 lbs/Mft
Keypad & Volume Control Cable: 16 Gage						
144NCAT	1, Gray	4x14 AWG (105x34), Stranded BC, Black, Red, White, Green, 2.5 Ω/Mft, 40.5 pF/ft	PVC, Blue with Gray Stripe	.415"	CL3 & CM	125 lbs/Mft
Keypad & Volume Control Cable: 14 Gage						

Cat5E ELEMENT SPECIFICATIONS, See Page #32 (pn#244CAT5E360)

Total Home Hybrid



Hybrid Cable for Smart Home Video and Network Distribution

- Cat5E Elements
- RG6Q Coax Elements
- Multi-mode Fiber (Optional)
- Common Outer Jacket for Easy Pulling
- UL Rated for Permanent Installation

Mechanical Specifications							
Part #	Cat5E Elements (#, Color)	RG6Q Elements (#, Color)	Multi-mode Fiber Elements (#, Color)	Master Jacket (Type, Color)	Overall Diameter	UL Type	Approx. Weight
DV5E6U02	1, Gray	1, Black	N/A	PVC, Blue	.485"	CMG/CMR	89 lbs/Mft
DV5E6U03	2, Gray & White	1, Black	N/A	PVC, Blue	.575"	CMG/CMR	121 lbs/Mft
DV5E6U04	2, Gray & White	2, Black & White	N/A	PVC, Blue	.660"	CMG/CMR	156 lbs/Mft
DV5E6U04F	2, Gray & White	2, Black & White	1, (2 Fiber Distribution), Orange	PVC, Blue	.670"	CMG/CMR	175 lbs/Mft


Cat5E ELEMENT SPECIFICATIONS, See Page #32 (pn#244CAT5E360)

RG6Q ELEMENT SPECIFICATIONS, Consult Factory for Detailed Specifications (pn#181VQ6)

Multi-mode Fiber ELEMENT SPECIFICATIONS, See Page #34 (pn#FMD2R)

Category 5e UTP

TIA/EIA Cat5e 100MHz Four-pair Network Cable




- Precision Cat5e Electrical Characteristics
- 100MHz Bandwidth
- 24 Gage Solid Copper Conductors
- Meets or Exceeds TIA/EIA-568-B.2 Standards
- UL Rated for Permanent Installation

Mechanical Specifications														
Part #	# of Pairs	Nominal OD	Conductors	Insulation	Jacket	UL Type	Approx. Weight							
244CAT5	4	.208"	24 AWG Solid BC	Polyolefin	PVC	CMR/MPR	26 lbs/Mft							
Category 5e Four-pair 100MHz														
244CAT5P	4	.180"	24 AWG Solid BC	Plenum Thermoplastic	Plenum PVC	CMP	23.5 lbs/Mft							
Category 5e Four-pair 100MHz: Plenum														
Electrical Specifications														
Part #	DCR Max	DCR Unbal. Max	Mutual Capac. Max	Char. Imped.	Prop. Delay (Skew) Max	Vel. of Prop. (Non-plenum, Plenum)				Standards				
244CAT5 244CAT5P	28.6 Ω	5%	17 pF/ft	100 Ω	45 ns/100m	68%, 72%				Exceeds TIA/EIA-568-B.2-Cat 5e, ISO/IEC 11801				
			Freq. (MHz)	0.772	1	4	8	10	16	20	25	31.25	62.5	100
			Insertion Loss (dB/100m)	1.8	2.0	4.1	5.8	6.5	8.2	9.3	10.4	11.7	17.0	22.0
			PSNEXT (dB)	64.0	62.3	53.3	48.8	47.3	44.3	42.8	41.3	39.9	35.4	32.3
			PSACR (dB/100m)	62.2	60.3	49.2	43.0	40.8	36.1	33.5	30.9	28.2	18.4	10.3
			PSELFEXT (dB/100m)	63.0	60.8	48.7	42.7	40.8	36.7	34.7	32.8	30.9	24.8	20.8
RL (dB)	---	19.0	20.8	21.7	22.0	22.0	22.0	21.3	20.6	18.5	17.1			

Category 5E 360MHz UTP

TIA/EIA Cat5E 360 MHz Four-pair Network Cable



- Precision Cat5E Electrical Characteristics
- 360MHz Bandwidth
- 24 Gage Solid Copper Conductors
- Meets or Exceeds TIA/EIA-568-B.2 Standards
- UL Rated for Permanent Installation

Mechanical Specifications																			
Part #	# of Pairs	Nominal OD	Conductors	Insulation	Jacket	UL Type	Approx. Weight												
244CAT5E360	4	.210"	24 AWG Solid BC	PE	PVC	CMR	27 lbs/Mft												
Category 5E Four-pair 360MHz																			
244CAT5E360P	4	.180"	24 AWG Solid BC	Plenum Thermoplastic	Plenum PVC	CMP	23.5 lbs/Mft												
Category 5E Four-pair 360MHz: Plenum																			
Electrical Specifications																			
Part #	DCR Max	DCR Unbal. Max	Mutual Capac. Max	Char. Imped.	Prop. Delay (Skew) Max	Vel. of Prop. (Non-plenum, Plenum)				Standards									
244CAT5E360 Series	28.6 Ω	5%	17 pF/ft	100 Ω	18 ns/100m	69%, 72%				Exceeds TIA/EIA-568-B.2-Cat 5e, ISO/IEC 11801									
			Freq. (MHz)	0.772	1	4	8	10	16	20	25	31.25	62.5	100	155	200	250	300	360
			Insertion Loss (dB/100m)	1.8	2.0	4.1	5.8	6.5	8.2	9.3	10.4	11.7	17.0	22.0	28.1	32.4	36.9	41.0	45.6
			PSNEXT (dB)	70.0	68.3	59.3	54.8	53.3	50.3	48.8	47.3	45.9	41.4	38.3	35.5	33.8	32.3	31.2	30.0
			PSACR (dB/100m)	68.2	66.3	55.2	49.0	46.8	42.1	39.5	36.9	34.2	24.4	16.3	7.4	1.4	-4.6	-9.8	-15.6
			PSELFEXT (dB/100m)	63.0	60.8	48.7	42.7	40.8	36.7	34.7	32.8	30.9	24.8	20.8	16.9	14.7	12.8	11.2	9.6
RL (dB)	---	20.0	23.0	24.5	25.0	25.0	25.0	24.3	23.6	21.5	20.1	18.8	18.0	17.3	16.8	16.2			

Category 6 UTP

TIA/EIA Cat6 250 MHz Four-pair Network Cable




- Precision Cat6 Electrical Characteristics
- 250MHz Bandwidth
- 23 Gage Solid Copper Conductors
- Meets or Exceeds TIA/EIA-568-B.2 Standards
- UL Rated for Permanent Installation

Mechanical Specifications																	
Part #	# of Pairs	Nominal OD	Conductors	Insulation	Jacket	UL Type	Approx. Weight										
234CAT6	4	.240"	23 AWG Solid BC	Polyolefin	PVC with Central Spacer	CMR/MPR	27 lbs/Mft	Category 6 Four-pair 250MHz									
234CAT6P	4	.220"	23 AWG Solid BC	Plenum Thermoplastic	Plenum PVC with Central Spacer	CMP	28 lbs/Mft	Category 6 Four-pair 250MHz: Plenum									
Electrical Specifications																	
Part #	DCR Max	DCR Unbal. Max	Mutual Capac. Max	Char. Imped.	Prop. Delay (Skew) Max	Vel. of Prop. (Non-plenum, Plenum)	Standards										
234CAT6 234CAT6P	28.6 Ω	3%	17 pF/ft	100 Ω	18 ns/100m	69%, 72%	Meets or Exceeds TIA/EIA-568-B.2-1 Cat 6, ISO/IEC 11801										
			Freq. (MHz)	0.772	1	4	8	10	16	20	25	31.25	62.5	100	155	200	250
			Insertion Loss (dB/100m)	1.8	2.0	3.8	5.3	6.0	7.6	8.5	9.5	10.7	15.4	19.8	25.2	29.0	32.8
			PSNEXT (dB)	74.0	72.3	63.3	58.8	57.3	54.3	52.8	51.3	49.9	45.4	42.3	39.5	37.8	36.3
			PSACR (dB/100m)	72.2	70.3	59.5	53.5	51.3	46.7	44.3	41.8	39.2	30.0	22.5	14.3	8.8	3.5
			PSELFEXT (dB/100m)	67.0	61.8	52.7	46.7	44.8	40.7	38.7	36.8	34.9	28.8	24.8	20.9	18.7	16.8
			RL (dB)	---	20.0	23.0	24.5	25.0	25.0	25.0	24.3	23.6	21.5	20.1	18.8	18.0	17.3

Low-skew UTP

Four-pair Cable for Analog Video Transmission



- Low 2ns Skew
- For RGB Analog Video Transmission
- 23 Gage Solid Copper Conductors
- Cost Effective
- UL Rated for Permanent Installation

Mechanical Specifications														
Part #	# of Pairs	Nominal OD	Conductors	Insulation	Jacket	UL Type	Approx. Weight							
234ULS	4	.228"	23 AWG Solid BC	Polyethylene	PVC	CMR	24 lbs/Mft	Low Skew Four-pair UTP: Riser						
234ULSP	4	.228"	23 AWG Solid BC	Plenum Thermoplastic	Plenum PVC	CMP	25 lbs/Mft	Low Skew Four-pair UTP: Plenum						
Electrical Specifications														
Part #	DCR Max	DCR Unbal. Max	Mutual Capac. Max	Char. Imped.	Prop. Delay (Skew) Max	Vel. of Prop. (Non-plenum, Plenum)	Standards							
234ULS 234ULSP	28.6 Ω	5%	17 pF/ft	100 Ω	2.0 ns/100m	69%, 72%								
			Freq. (MHz)	0.772	1	4	8	10	16	20	25	31.25	62.5	100
			Insertion Loss (dB/100m)	1.7	1.9	3.9	5.5	6.2	7.9	8.9	10.0	11.3	16.3	21.2

Multi-mode Breakout Fiber



Indoor/Outdoor Breakout Optical Fiber

- Distribution Type Construction
- 62.5 Multi-mode Fiber Elements
- Individual Kevlar Fillers and Tube Jackets for Additional Strength
- Overall Jacket
- UL Rated for Permanent Installation

Fiber Specifications

Type	Mode Field Diameter	Cladding Diameter	Maximum Attenuation
Multi-mode	62.5 μ	125 μ	3.50 dB/km @ 850nm/1.00db/km @1300nm

Mechanical Specifications

Part #	Fiber Buffer	Outer Jacket	Number of Elements	Nominal OD	Maximum Tension		Minimum Bend Radius		Maximum Vertical Rise	Approx. Weight	UL Type
					Installation (Pulling)	Operating	Installation (Pulling)	Operating			
FMB**R * = Number of Elements	PVC Tight Buffer Coating (.9mm OD) with Kevlar Filler & PVC Tube Jacket (2.5mm OD)	PVC (Orange)	2 (Duplex)	.113"x.241"	225 lbs	112 lbs	2"	1.0"	11,200'	8 lbs/Mft	OFNR OFN FT4
			4	.325"	450 lbs	250 lbs	6.5"	3.3"	5000'	40 lbs/Mft	
			6	.377"	600 lbs	250 lbs	7.54"	3.8"	3509'	57 lbs/Mft	
			8	.445"	600 lbs	250 lbs	8.9"	4.5"	2564'	78 lbs/Mft	
			12	.567"	788 lbs	270 lbs	11.34"	5.7"	2097'	129 lbs/Mft	
<i>Multi-mode Breakout Fiber: Riser Rated</i>											
FMB**P * = Number of Elements	Plenum PVC Tight Buffer Coating (.9mm OD) with Kevlar Filler & PVC Tube Jacket (2.5mm OD)	Plenum PVC (Orange)	2 (Duplex)	.113"x.241"	225 lbs	112 lbs	2"	1.0"	11,200'	8 lbs/Mft	OFNP OFN FT6
			4	.272"	450 lbs	250 lbs	5.44"	2.7"	6667'	30 lbs/Mft	
			6	.323"	600 lbs	250 lbs	6.46"	3.2"	4545'	44 lbs/Mft	
			8	.400"	600 lbs	250 lbs	8.0"	4.0"	3077'	65 lbs/Mft	
			12	.523"	788 lbs	270 lbs	10.46"	5.2"	1728'	125 lbs/Mft	
<i>Multi-mode Breakout Fiber: Plenum Rated</i>											

Multi-mode Distribution Fiber



Indoor/Outdoor Distribution Optical Fiber

- Distribution Type Construction
- 62.5 Multi-mode Fiber Elements
- Kevlar Filler for Strength
- Overall Jacket
- UL Rated for Permanent Installation

Fiber Specifications

Type	Mode Field Diameter	Cladding Diameter	Maximum Attenuation
Multi-mode	62.5 μ	125 μ	3.50 dB/km @ 850nm/1.00db/km @1300nm

Mechanical Specifications

Part #	Fiber Buffer	Outer Jacket	Number of Elements	Nominal OD	Maximum Tension		Minimum Bend Radius		Maximum Vertical Rise	Approx. Weight	UL Type
					Installation (Pulling)	Operating	Installation (Pulling)	Operating			
FMD**R * = Number of Elements	PVC Tight Buffer Coating with Overall Kevlar Filler (.9mm OD)	PVC (Orange)	2	.187"	180 lbs	56 lbs	3.74"	1.9"	2987'	15 lbs/Mft	OFNR OFN FT4
			4	.220"	225 lbs	91 lbs	4.4"	2.2"	3832'	19 lbs/Mft	
			6	.235"	225 lbs	91 lbs	4.7"	2.4"	3467'	21 lbs/Mft	
			8	.245"	315 lbs	104 lbs	4.9"	2.5"	3617'	23 lbs/Mft	
			12	.275"	405 lbs	135 lbs	5.5"	2.8"	3600'	30 lbs/Mft	
<i>Multi-mode Distribution Fiber: Riser Rated</i>											
FMD**P * = Number of Elements	Plenum PVC Tight Buffer Coating with Overall Kevlar Filler (.9mm OD)	Plenum PVC (Orange)	2	.150"	180 lbs	56 lbs	3"	1.5"	4978'	9 lbs/Mft	OFNP OFN FT6
			4	.180"	225 lbs	91 lbs	3.6"	1.8"	5200'	14 lbs/Mft	
			6	.195"	225 lbs	91 lbs	3.9"	2.0"	4853'	15 lbs/Mft	
			8	.205"	315 lbs	104 lbs	4.1"	2.1"	4622'	18 lbs/Mft	
			12	.215"	405 lbs	135 lbs	4.5"	2.3"	4909'	22 lbs/Mft	
<i>Multi-mode Distribution Fiber: Plenum Rated</i>											

Single-mode Breakout Fiber

Indoor/Outdoor Breakout Optical Fiber



- Breakout Type Construction
- 8.3m Single-mode Fiber Elements
- Individual Kevlar Fillers and Tube Jackets for Added Strength
- Overall Jacket
- UL Rated for Permanent Installation

Fiber Specifications											
Type	Mode Field Diameter		Cladding Diameter		Maximum Attenuation						
Single Mode	8.3 μ		125 μ		≤ 0.70 dB/km @ 1310/1550nm						
Mechanical Specifications											
Part #	Fiber Buffer	Outer Jacket	Number of Elements	Nominal OD	Maximum Tension		Minimum Bend Radius		Maximum Vertical Rise	Approx. Weight	UL Type
					Installation (Pulling)	Operating	Installation (Pulling)	Operating			
FSB**R * = Number of Elements	PVC Tight Buffer Coating (.9mm OD) with Kevlar Filler & PVC Tube Jacket (2.5mm OD)	PVC (Yellow)	2 (Duplex)	.113"x.241"	225 lbs	112 lbs	2"	1.0"	11,200'	8 lbs/Mft	OFNR OFN FT4
			4	.325"	450 lbs	250 lbs	6.5"	3.3"	5000'	40 lbs/Mft	
			6	.377"	600 lbs	250 lbs	7.54"	3.8"	3509'	57 lbs/Mft	
			8	.445"	600 lbs	250 lbs	8.9"	4.5"	2564'	78 lbs/Mft	
			12	.567"	788 lbs	270 lbs	11.34"	5.7"	2097'	129 lbs/Mft	
Single-mode Breakout Fiber: Riser Rated											
FSB**P * = Number of Elements	Plenum PVC Tight Buffer Coating (.9mm OD) with Kevlar Filler & PVC Tube Jacket (2.5mm OD)	Plenum PVC (Yellow)	2 (Duplex)	.113"x.241"	225 lbs	112 lbs	2"	1.0"	11,200'	8 lbs/Mft	OFNP OFN FT6
			4	.272"	450 lbs	250 lbs	5.44"	2.7"	6667'	30 lbs/Mft	
			6	.323"	600 lbs	250 lbs	6.46"	3.2"	4545'	44 lbs/Mft	
			8	.400"	600 lbs	250 lbs	8.0"	4.0"	3077'	65 lbs/Mft	
			12	.523"	788 lbs	270 lbs	10.46"	5.2"	1728'	125 lbs/Mft	
Single-mode Breakout Fiber: Plenum Rated											

Single-mode Distribution Fiber

Indoor/Outdoor Distribution Optical Fiber



- Distribution Type Construction
- 8.3m Single-mode Fiber Elements
- Kevlar Filler for Strength
- Overall Jacket
- UL Rated for Permanent Installation

Fiber Specifications											
Type	Mode Field Diameter		Cladding Diameter		Maximum Attenuation						
Single Mode	8.3 μ		125 μ		≤ 0.70 dB/km @ 1310/1550nm						
Mechanical Specifications											
Part #	Fiber Buffer	Outer Jacket	Number of Elements	Nominal OD	Maximum Tension		Minimum Bend Radius		Maximum Vertical Rise	Approx. Weight	UL Type
					Installation (Pulling)	Operating	Installation (Pulling)	Operating			
FSD**R * = Number of Elements	PVC Tight Buffer Coating with Overall Kevlar Filler (.9mm OD)	PVC (Yellow)	2	.187"	180 lbs	56 lbs	3.74"	1.9"	2987'	15 lbs/Mft	OFNR OFN FT4
			4	.220"	225 lbs	91 lbs	4.4"	2.2"	3832'	19 lbs/Mft	
			6	.235"	225 lbs	91 lbs	4.7"	2.4"	3467'	21 lbs/Mft	
			8	.245"	315 lbs	104 lbs	4.9"	2.5"	3617'	23 lbs/Mft	
			12	.275"	405 lbs	135 lbs	5.5"	2.8"	3600'	30 lbs/Mft	
Single-mode Distribution Fiber: Riser Rated											
FSD**P * = Number of Elements	Plenum PVC Tight Buffer Coating with Overall Kevlar Filler (.9mm OD)	Plenum PVC (Yellow)	2	.150"	180 lbs	56 lbs	3"	1.5"	4978'	9 lbs/Mft	OFNP OFN FT6
			4	.180"	225 lbs	91 lbs	3.6"	1.8"	5200'	14 lbs/Mft	
			6	.195"	225 lbs	91 lbs	3.9"	2.0"	4853'	15 lbs/Mft	
			8	.205"	315 lbs	104 lbs	4.1"	2.1"	4622'	18 lbs/Mft	
			12	.215"	405 lbs	135 lbs	4.5"	2.3"	4909'	22 lbs/Mft	
Single-mode Distribution Fiber: Plenum Rated											