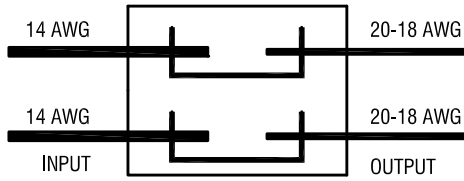
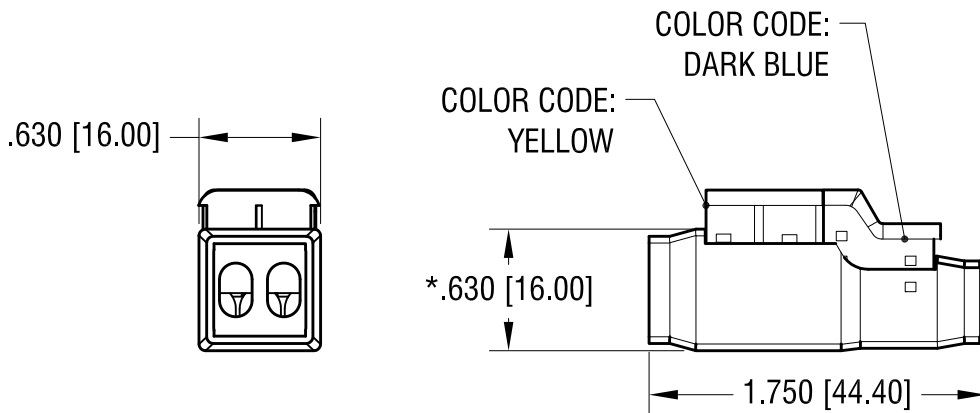
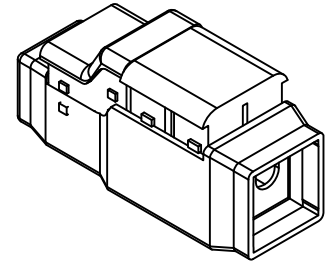


SCHEMATIC



THIS DOCUMENT IS THE PROPERTY OF KEYSTONE ELECTRONICS CORP. AND SHALL NOT BE REPRODUCED, DISTRIBUTED OR USED AS A BASIS FOR MANUFACTURE WITHOUT PRIOR WRITTEN PERMISSION FROM KEYSTONE ELECTRONICS CORP.

ACTUAL SIZE:



NOTE:

1. UNEQUAL DIAMETER 2 PIN TO 2 PIN TWO WAY SERIES
2. INSULATION: MAT'L- POLYCARBONATE, LEXAN UL 94V-0
3. CONTACT: MAT'L- COPPER ALLOY
FINISH- TIN PLATE, OVER NICKEL PLATE
4. FOR WIRE: SOLID WIRE
WIRE SIZE: 14 AWG, INPUT
20 AWG MIN. - 18 AWG MAX., OUTPUT
5. RATED VOLTAGE 300V
RATED CURRENT: 5 A
6. UL LISTED: E490622

* HEIGHT OF CLOSED CONNECTOR

KEYSTONE ELECTRONICS CORP.			
www.keyelco.com • NEW HYDE PARK, NY 11040 • Tel (516) 328-7500			
PART NAME			
TWO WAY SERIES WIRE CONNECTOR			
MATERIAL			
AS NOTED			
FINISH		DRN BY	DATE
AS NOTED		NT	1.06.17
		APP'D	SCALE
		LN	1X
TOLERANCES	INCH	[MM]	CODE
DECIMAL	± .010	[± 0.25]	C
ANGULAR	±		
UNLESS OTHERWISE SPECIFIED			DWG NO.
			8362

DATE	DESCRIPTION	REV.