

TECHNICAL CHARACTERISTICS

SPECIFICATION

- >Rating: 50mA, 12VDC
- >Contact Resistance:
 - Initial: 100mOHM max.
 - After Life Test: 20HM max.
- >Insulation Resistance: min. 100MOHM at 500VDC
- >Dielectric Strength: 250VAC for 1 minute
- >Stroke: 0.3 ± 0.1 mm
- >Bounce: 10ms max.

MATERIAL

- >Cover: Stainless Steel
- >Stem: LCP UL 94V-0
- >Frame: PA9T UL 94V-0, color Black
- >Contact: Stainless Steel with silver
- >Terminal: copper alloy with silver plating
- >Tape: Polyimide tape

SOLDERING INFORMATION

- >Terminal in THT version
- >Wave soldering 260°C 10 sec. max.
- >Hand soldering under 350°C for 3 sec. max

WASHABLE DEFINITION

Please do not submerge washable products into water or cleaning agents or put them in locations exposed to water or liquids completely. When cleaning by hand (brushing), please do not use excessive force on our switch to avoid malfunction afterwards, because you could deform function relevant areas or you could damage sealing functions. Do not clean washable series immediately after soldering. The cleaning agent may be absorbed into the switch through respiration while the switch cools.

ENVIRONMENTAL

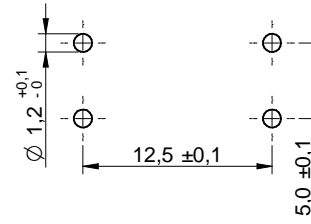
- >Storage condition: -40°C ~ +85°C
- >Operation condition: -40°C ~ +85°C
- >Compliance: Lead Free, ROHS, Reach

PACKAGING INFORMATION

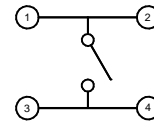
>Bulk

PN	Force	Color of Stem	Life cycle
430 476 073 716	160g ± 50gf	Black	500.000
430 466 073 726	260g ± 70gf	White	300.000
430 456 073 736	360g ± 90gf	Salmon	200.000

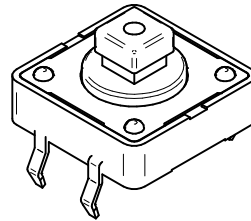
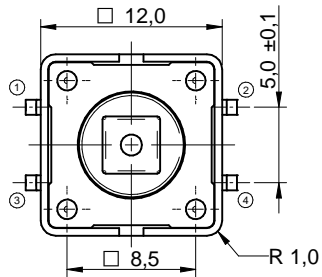
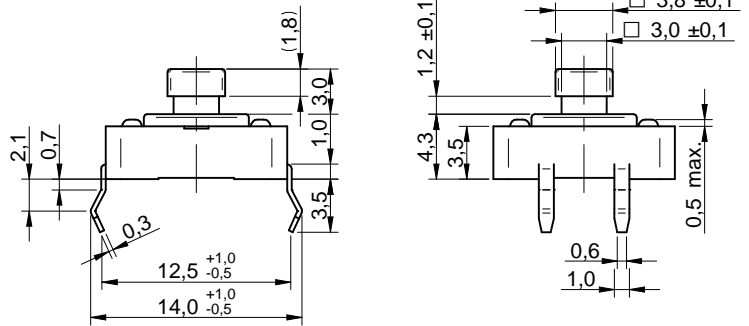
Scale - 2:1



P.C.B. MOUNTING PLAN



SCHEMATIC



This electronic component is designed and developed with the intention for use in general electronics equipments.

Before incorporating the components into any equipments in the field such as aerospace, aviation, nuclear control, submarine, transportation, (automotive control, train control, ship control), transportation signal, disaster prevention, medical, public information network etc. where higher safety and reliability are especially required or if there is possibility of direct damage or injury to human body, Würth Elektronik must be asked for a written approval.

In addition, even electronic component in general electronic equipments, when used in electrical circuits that require high safety, reliability functions or performance, the sufficient reliability evaluation-check for the safety must be performed before by the user before usage.

		Projection		GENERAL TOLERANCE .x = +/- 0,2 .xx = +/- 0,15			Basic material				
f	material change	14-08-19	AL	Drawn	11-02-14	Jelisarow	DESCRIPTION				
e	revised MatchCode	14-07-25	AL	Checked	11-02-14	Hsu	WS-TATV 12x12mm washable Tact Switch with square actuator, THT version				
d	Bounce 10ms max.	14-04-11	DaF								
c	washable definition	14-01-31	DaF								
b	warning text	11-10-28	WJ	Würth Elektronik eiCan			Scale	2:1	Position		SIZE
a	Material of Frame	11-04-12	WJ				Drawing.- No.	4304x60737x6			A4
REV	FILE	DATE	BY	EDV NO 4304x60739x6.dft			System :Solid Edge V20				