

CUSTOMER TERMINAL	RoHS	LEAD(Pb)-FREE
Sn96%, Ag4%	Yes	Yes

more than you expect



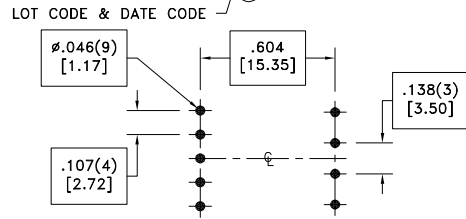
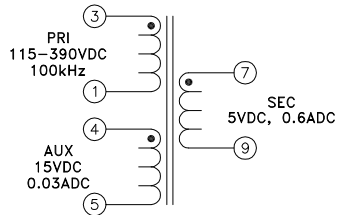
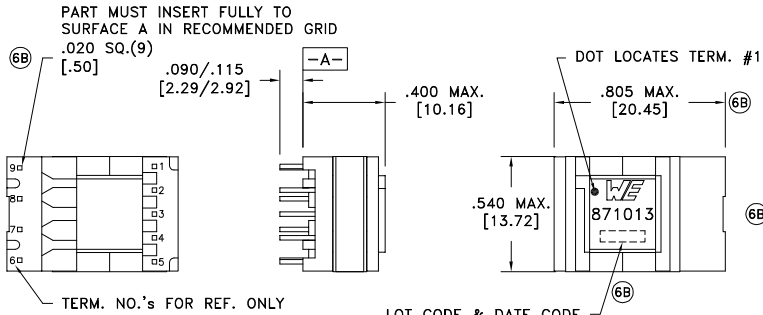
**ELECTRICAL SPECIFICATIONS @ 25°C unless otherwise noted:**

PARAMETER	TEST CONDITIONS	VALUE
D.C. RESISTANCE	3-1 @20°C	5.40 ohms max.
D.C. RESISTANCE	4-5 @20°C	1.20 ohms max.
D.C. RESISTANCE	7-9 @20°C	0.048 ohms max.
INDUCTANCE	3-1 10kHz, 100mVAC, Ls	1.80mH ±10%
SATURATION CURRENT	20% rolloff from initial	350mA
LEAKAGE INDUCTANCE	3-1 tie(4+5, 7+9), 100kHz, 100mVAC, Ls	20uH typ., 35uH max.
DIELECTRIC	3-7 tie(1+4), 4500VAC, 1 second	4500VAC, 1 minute
DIELECTRIC	3-4 1500VAC, 1 second	1500VAC, 1 minute
TURNS RATIO	(3-1):(4-5)	5.67:1, ±3%
TURNS RATIO	(3-1):(7-9)	17:1, ±3%

**GENERAL SPECIFICATIONS:**

OPERATING TEMPERATURE RANGE: -40°C to +125°C including temp rise.

- ⑥B Designed to comply with the following requirements as defined by IEC61558-2-16, Amendment 1:
  - Reinforced insulation for a primary circuit at a working voltage of 400VDC.



RECOMMENDED P.C. PATTERN, COMPONENT SIDE

⑥B Wire insulation & RoHS status not affected by wire color. Wire insulation color may vary depending on availability.

DETAILS SUBJECT TO CHANGE

REV.	DATE	Packaging Specifications Method: Tray PKG-0730 www.we-online.com/midcom		Tolerances unless otherwise specified: Angles: ±1° Fractions: ±1/64 Decimals: ±.005 [1.3] Footprint: ±.001 [1.03]	DRAWING TITLE <b>TRANSFORMER</b>	PART NO. <b>750871013</b>
6B	6/15			This drawing is dual dimensioned. Dimensions in brackets are in millimeters.	eiSos p/n: 750871013	compliant RoHS
6A	2/10	SEE REVISION SHEET FOR REVISION LEVEL				