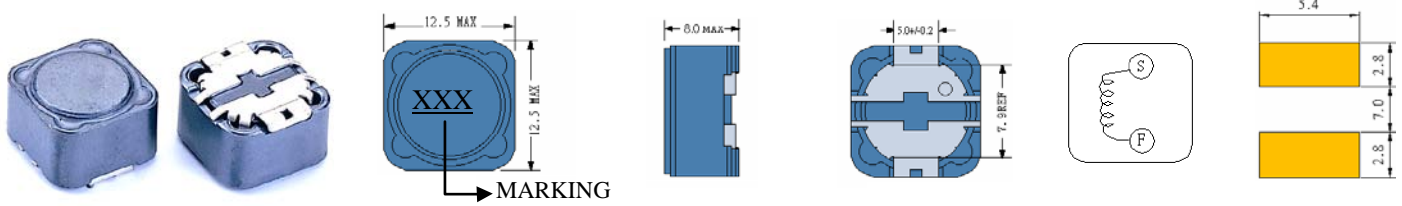


SCRH127/LD

SMD POWER INDUCTORS



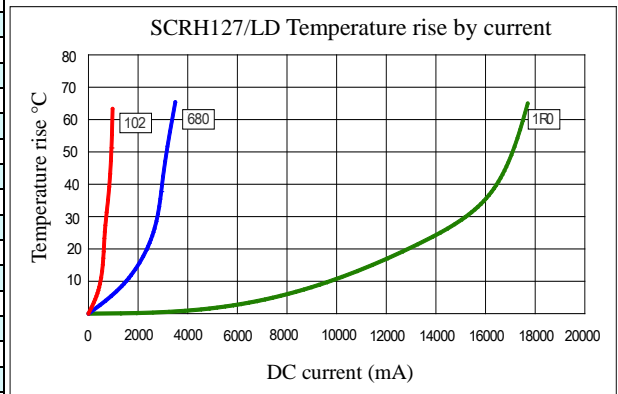
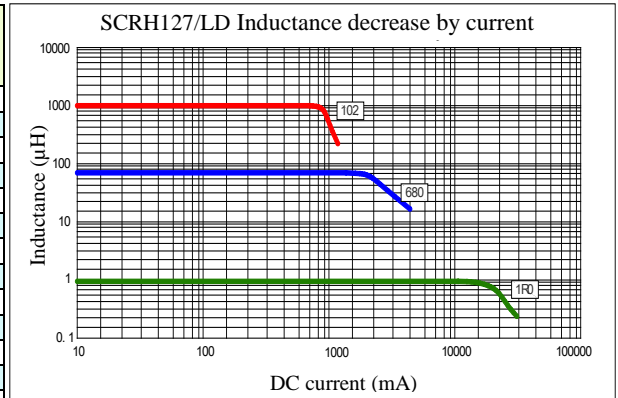
• Features

1. Magnetically shielded construction
2. Excellent Power Density
3. Engineered to Provide High Efficiency

ELECTRICAL CHARACTERISTICS



Part Number	Inductance (uH) (1)	Test Frequency	DC Resistance (Ω MAX) (2)	Saturation Current (A) (3)	Temperature Current (A) (4)
SCRH127/LD-1R0	1.0	100KHZ	6.5m	14.0	14.0
SCRH127/LD-2R4	2.4	100KHZ	10.5m	10.3	11.3
SCRH127/LD-3R5	3.5	100KHZ	12.4m	9.30	9.60
SCRH127/LD-4R6	4.6	100KHZ	13.8m	9.10	8.16
SCRH127/LD-5R8	5.8	100KHZ	16.2m	8.60	7.70
SCRH127/LD-7R4	7.4	100KHZ	17.7m	7.40	6.90
SCRH127/LD-100	10	1KHZ	19.5m	6.70	6.21
SCRH127/LD-120	12	1KHZ	21.3m	6.45	5.59
SCRH127/LD-150	15	1KHZ	26.4m	5.65	5.31
SCRH127/LD-180	18	1KHZ	28.0m	5.10	5.04
SCRH127/LD-220	22	1KHZ	36.4m	4.70	4.78
SCRH127/LD-270	27	1KHZ	41.6m	4.20	4.08
SCRH127/LD-330	33	1KHZ	53.3m	3.90	3.67
SCRH127/LD-390	39	1KHZ	60.5m	3.50	3.48
SCRH127/LD-470	47	1KHZ	78.0m	3.25	3.13
SCRH127/LD-560	56	1KHZ	90.0m	2.90	2.97
SCRH127/LD-680	68	1KHZ	120m	2.60	2.67
SCRH127/LD-820	82	1KHZ	130m	2.40	2.40
SCRH127/LD-101	100	1KHZ	151m	2.10	2.16
SCRH127/LD-121	120	1KHZ	169m	1.90	1.95
SCRH127/LD-151	150	1KHZ	227m	1.80	1.76
SCRH127/LD-181	180	1KHZ	299m	1.55	1.58
SCRH127/LD-221	220	1KHZ	338m	1.45	1.42
SCRH127/LD-271	270	1KHZ	419m	1.30	1.28
SCRH127/LD-331	330	1KHZ	471m	1.20	1.16
SCRH127/LD-391	390	1KHZ	572m	1.10	1.04
SCRH127/LD-471	470	1KHZ	741m	1.00	0.93
SCRH127/LD-561	560	1KHZ	852m	0.95	0.84
SCRH127/LD-681	680	1KHZ	1.13	0.85	0.76
SCRH127/LD-821	820	1KHZ	1.24	0.75	0.69
SCRH127/LD-102	1000	1KHZ	1.50	0.70	0.66



(1). Inductance tolerance for 1.0uH~4.7uH: $\pm 30\%$, for 10uH~1000uH: $\pm 20\%$. Tested at 0.25V, 0ADC and 25°C

(2). DCR measured at 25°C.

(3). The DC current at which the inductance decreases by 25% from its initial value.

(4). The DC current that results in a 40°C temperature rise from 25°C ambient.

[Click here for QUANTITY PER REEL & PACKING INFORMATION](#)

Custom versions available upon request.