

# Hi-Flex, Hi-Temp IDC Ribbon Cable

**NEED CUSTOMS?**  
See Page 25

- Ultra Flexible Ribbon Cable for standard IDC Connectors
- Available with up to 64 Conductors in .050" or 1mm Pitch
- -65°C to +260°C Rating – Ideal for the Harshest Environments
- Low Smoke/Zero Halogen (LSZH)

Cicoil's high performance line of flat ribbon cable is ideal for electronic applications that require better flexibility, broader temperature and harsh environment capabilities than those offered by PVC or other ribbon cables. Cicoil's patented Flexx-Sil™ jacket provides the highest flex, highest performance ribbon cable available.



**Applications**  
Aerospace, Robotics, Medical, Semiconductor, Packaging, Surgical Systems

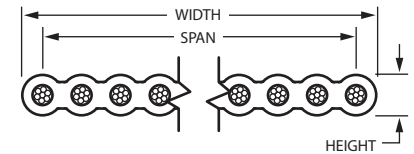
## Cable

Gauge Pitch	Amp Rating <sup>1</sup>	No. of Conductors	Dimensions			Part Number
			Width	Span	Height	
28 AWG .050"	5	10	0.50"	0.45"	0.04" max.	310J101-10
		14	0.70"	0.65"	0.04" max.	310J101-14
		16	0.80"	0.75"	0.04" max.	310J101-16
		20	1.00"	0.95"	0.04" max.	310J101-20
		26	1.30"	1.25"	0.04" max.	310J101-26
		28	1.40"	1.35"	0.04" max.	310J101-28
		30	1.50"	1.45"	0.04" max.	310J101-30
		34	1.70"	1.65"	0.04" max.	310J101-34
		40	2.00"	1.95"	0.04" max.	310J101-40
		44	2.20"	2.15"	0.04" max.	310J101-44
		50	2.50"	2.45"	0.04" max.	310J101-50
		60	3.00"	2.95"	0.04" max.	310J101-60
		64	3.20"	3.15"	0.04" max.	310J101-64
28 AWG 1mm	5	10	10 mm	9 mm	0.94 mm	666K101-10
		16	16 mm	15 mm	0.94 mm	666K101-16
		20	20 mm	19 mm	0.94 mm	666K101-20
		26	26 mm	25 mm	0.94 mm	666K101-26
		30	30 mm	29 mm	0.94 mm	666K101-30
		34	34 mm	33 mm	0.94 mm	666K101-34
		40	40 mm	39 mm	0.94 mm	666K101-40
44	44 mm	43 mm	0.94 mm	666K101-44		
50	50 mm	49 mm	0.94 mm	666K101-50		


### Note

1. Amp rating is the maximum value for each conductor at room temperature of 70°F (21°C). Amp rating decreases as temperature increases.

## Dimensions



## Cable Assemblies



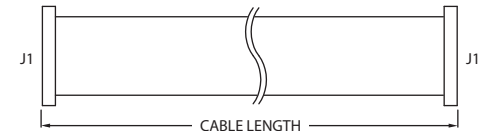
Please contact Cicoil for other connectors and length options.

Cable Length (feet)	Part Number Addition
3	-CA003
6	-CA006
12	-CA012

### Notes

1. Append onto base cable Part Number for complete assembly. Example: 310J101-10-CA003
2. Connector ratings may differ from cable ratings; refer to manufacturer specifications.

## Assembly Dimensions



### Connectors

- Signal (J1): Berg or equivalent (XX = Position Quantity)  
.050" Pitch: P/N 71602-00XX  
1mm Pitch: P/N 89361-1XX

## Cable Specifications

All engineering values are nominal and subject to change.

Mechanical	Environmental
<b>Conductors:</b> Ultra flexible, finely stranded copper	<b>Temperature Rating:</b> -65°C to +260°C
<b>Minimum Bend Radius:</b> - 6x cable height for intermediate flex	<b>Moisture Rating:</b> Submersible, Salt Water Resistant
<b>Outer Jacket Durometer Rating:</b> 65 (Shore A)	<b>Clean Room Rating:</b> Class 1, Zero Particulates
	<b>Extreme Environments:</b> Sunlight, UV Light, Alcohol, Chemical and Oil Resistant
	<b>Low Smoke/Zero Halogen (LSZH):</b> Has passed testing for smoke, toxicity, flammability and halogen content, by UKAS certified lab
	Electrical
	<b>Operating Voltage:</b> 300
	<b>Outer Jacket Dielectric Strength:</b> 450 volts/mil (17.7 kv/mm)

See Electrical Rating Chart on Page 47

## Options

## Page

Additional Conductors	26
Low Friction Options	28
StripMount™ Integrated Mounting Strip	28
Integrated Tubing	29
SuperTuff™ Jacket	29
Colored Jacketing	29
Strip and Tin Cable Ends	29
FlexRail™ Self-Supporting Cable	30
Complete Assembly	31

Unshielded