


SIGN	DATE	DESCRIPTION	APPROVER

THIS IS CAD DRAWING, DO NOT REVISE MANUALLY!!!

Material

- Terminal body: Brass(CuZn)
- Terminal screw: Steel Zinc plating "-" slot type
- Wire guard: Stainless steel
- Terminal housing: Thermoplastic (UL94V-0)

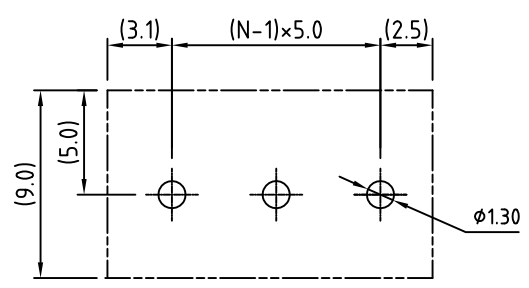
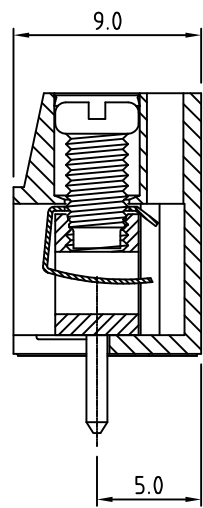
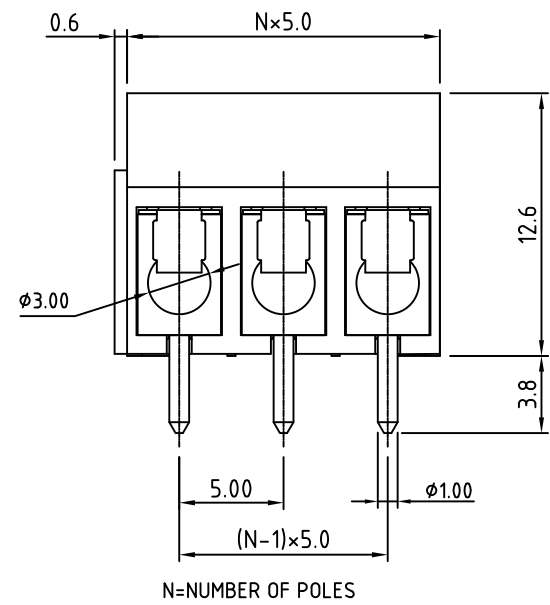
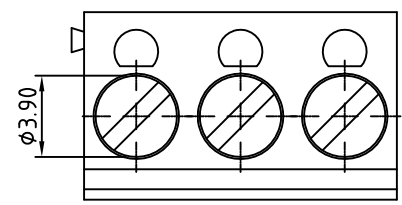
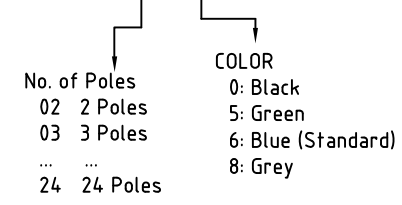
Electrical UL/CSA/VDE

- Voltage rating: 300VAC
- Current rating: 16A
- Wire range:
 - Solid wire(AWG): 14-26
 - Stranded wire(AWG): 14-26
- Torque: 2.6Lb-In
- Screw: M3
- Wire strip length: 6-7mm
- Withstanding Voltage: 1.5KV
- Operating temperature: -40°C to +115°C
- Soldering temperature: 250°C±10°C/5 Sec
- Safety Approval: 

RoHS Compliant

PART NUMBER:


OSTTAXX0161B



RECOMMENDED PCB LAYOUT

THESE DRAWINGS AND SPECIFICATIONS ARE THE PROPERTY OF ON-SHORE TECHNOLOGY, INC. AND SHALL NOT BE REPRODUCED, COPIED OR USED IN ANY MANNER WITHOUT THE PRIOR WRITTEN CONSENT OF ON-SHORE TECHNOLOGY, INC.



TITLE		OSTTA - 5.0mm series 1-Interlock			
PART NO.	OSTTAXX0161B	DWG NO.	OSTTAXX0161B.DWG		
APPROVED	CHECKED	DESIGNED	DRAWN	CUST NO.	Tolerance
	Marvin 2010.05.18	Marvin 2010.05.18	Marvin 2010.05.18		X. ±0.50 X.X ±0.30 X.XX ±0.10 X° ±1°
				 UNIT: mm SCALE: NONE SHEET: 01/01 REV.: E	