

CUSTOMER TERMINAL	RoHS	LEAD(Pb)-FREE
Sn96%, Ag4%	Yes	Yes

more than you expect



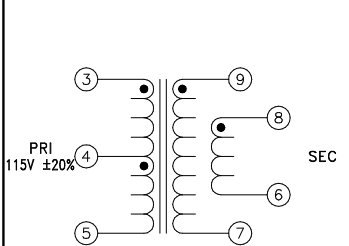
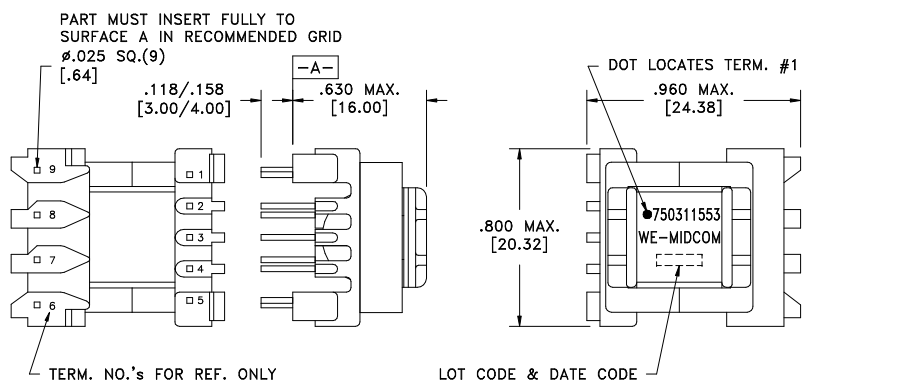
ELECTRICAL SPECIFICATIONS @ 25°C unless otherwise noted:

PARAMETER	TEST CONDITIONS	VALUE
D.C. RESISTANCE	3-5 @20°C	1.35 ohms max.
D.C. RESISTANCE	8-6 @20°C	0.284 ohms max.
D.C. RESISTANCE	9-7 @20°C	0.284 ohms max.
INDUCTANCE	3-5 100kHz, 100mVAC, Ls	803.5uH ±10%
INDUCTANCE	9-7 100kHz, 100mVAC, Ls	50.2uH ±10%
INDUCTANCE	8-6 100kHz, 100mVAC, Ls	50.2uH ±10%
LEAKAGE INDUCTANCE	3-5 tie(9+8+7+6), 100kHz, 100mVAC, Ls	5.50uH typ., 7.0uH max.
DIELECTRIC	3-9 tie(9+8), 4500VAC, 1 second	4500VAC, 1 minute
URNS RATIO	(3-5):(9-7)	4:1, ±2%
URNS RATIO	(3-5):(8-6)	4:1, ±2%

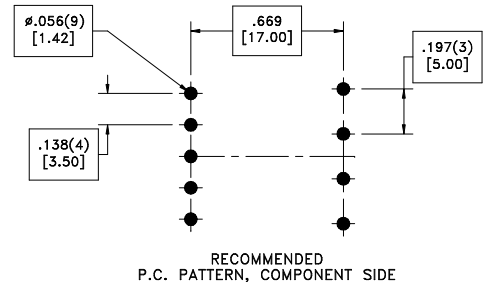
GENERAL SPECIFICATIONS:

OPERATING TEMPERATURE RANGE: -40°C to +125°C including temp rise.

Designed to comply with the following requirements as defined by IEC61558-2-17:
 - Reinforced insulation for a primary circuit at a working voltage of 400VDC.



Customer to tie terminals 9+8 and 7+6 internally on PCB.



REV.	DATE	Packaging Specifications Method: Tray PKG-0058 www.midcom-inc.com	
6A	5/10	SEE REVISION SHEET FOR REVISION LEVEL	CONVENTION PLACEMENT

Tolerances unless otherwise specified:
 Angles: ±1° Decimals: ±.005 [.13]
 Fractions: ±1/64 Footprint: ±.001 [.03]

This drawing is dual dimensioned. Dimensions in brackets are in millimeters.

DRAWING TITLE
TRANSFORMER

eiSos p/n: 750311553

PART NO.
750311553

compliant RoHS SPECIFICATION SHEET 1 OF 1