

# EMC/EMI Filter for PV Inverters



- Reduces conducted emissions towards the solar panel
- Reduces the probability of EMI radiation off the solar panel
- Helps to prevent pre-mature panel aging because of HF leakage currents
- Helps to meet international EMC regulations for the entire PV system
- Most compact standard solution in the industry, optionally available without capacitors to ground (B types)
- New: up to 2300 A

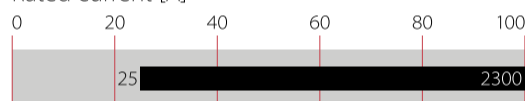


### Performance indicators

Attenuation performance



Rated current [A]



### Approvals & Compliances



(cURus:600 VDC) (ENEC14: 600 VDC)

FN2200 are very compact DC filters for PV inverters and therefore support the integration in shrinking frame sizes of power electronics. All FN2200 come in unsymmetrical housings, which help to prevent inverse installation and wrong electrical connection. Along with grid-side installed AC EMC/EMI filters, FN2200 are key to meet the international EMC standards like EN 61000-6-3 and -6-4 and help to ensure reliable operation of the system. FN2200 are designed for very low power loss, to support overall efficiency.

### Features and Benefits

Installed between the PV inverter and the solar panel, FN2200 DC filters help to control conducted emissions on the panel side of the system and therefore reduce the potential for interference radiation off the panel. The filter also protects the solar panel from HF stray and leakage currents which can cause pre-mature aging in the PV modules.

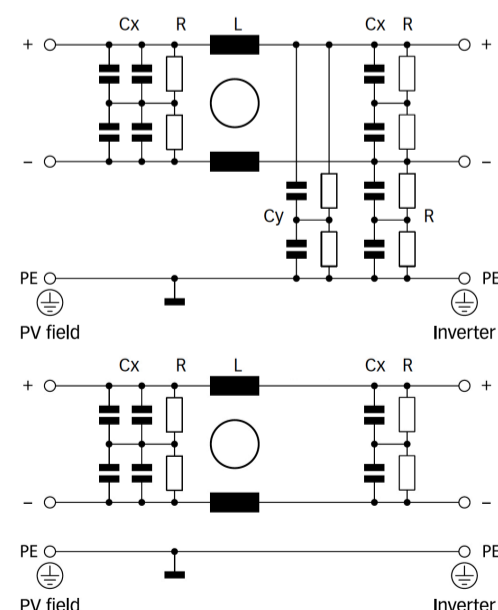
### Typical Applications

FN 2200 are primarily designed for PV inverters. However, they can potentially also be used in other DC applications within published specifications, like UPS, DC motor drives, or DC quick chargers.



























### Technical Specifications

<b>Maximum continuous operating voltage</b>	Max. 1200 VDC
<b>Operating frequency</b>	DC
<b>Rated currents</b>	25 to 2300 A @ 55°C
<b>High potential test voltage</b>	P → E 3600 VDC for 2 sec P → P 3000 VDC for 2 sec
<b>Protection category</b>	IP 20 (25 to 150 A types); IP 00 (250 to 2300 A types)
<b>Overload capability</b>	4x rated current at switch on, 1.5x rated current for 1 minute, once per hour
<b>Temperature range (operation and storage)</b>	-40°C to +100°C (40/100/21)
<b>Design corresponding to</b>	UL 1283, CSA 22.2 No. 8 1986, IEC/EN 60939
<b>Flammability corresponding to</b>	UL 94 V-2 or better
<b>MTBF @ 55°C/1200 V (Mil-HB-217F)</b>	min. 223,000 hours

### Typical electrical schematic



### Filter Selection Table

Filter	Buy	Rated current	Typical inverter	Filter efficiency	Power loss	Input/Output connections		Weight
		@ 55°C (40°C)	AC power rating*	@ 25°C/DC	@ 25°C/DC			
		[A]	[kW]	[%]	[W]			[kg]
FN2200-25-33		25 (28)	10	> 99.9	8	-33		0.9
FN2200-50-34		50 (57)	20	> 99.9	17	-34		1.6
FN2200-75-34		75 (86)	30	> 99.9	18	-34		1.7
FN2200-100-35		100 (115)	40	> 99.9	22	-35		2.7
FN2200-150-40		150 (173)	60	> 99.9	31	-40		4.9
FN2200-250-99		250 (288)	100	> 99.9	10		-99	5.0
FN2200-400-99		400 (460)	150	> 99.9	16		-99	6.1
FN2200-600-99		600 (690)	250	> 99.9	29		-99	6.5
FN2200-800-99		800 (920)	350	> 99.9	26		-99	9.3
FN2200-1000-99		1000 (1150)	400	> 99.9	40		-99	9.4
FN2200-1500-99		1500 (1600)	500	> 99.9	45		-99	14.6
FN2200-2300-99		2300 (2500)	800/1000	> 99.9	84		-99	25.0
FN2200B-25-33		25 (28)	10	> 99.9	8	-33		0.9
FN2200B-50-34		50 (57)	20	> 99.9	17	-34		1.6
FN2200B-75-34		75 (86)	30	> 99.9	18	-34		1.7
FN2200B-100-35		100 (115)	40	> 99.9	22	-35		2.7
FN2200B-150-40		150 (173)	60	> 99.9	31	-40		4.9
FN2200B-250-99		250 (288)	100	> 99.9	10		-99	5.0
FN2200B-400-99		400 (460)	150	> 99.9	16		-99	6.1
FN2200B-600-99		600 (690)	250	> 99.9	29		-99	6.5
FN2200B-800-99		800 (920)	350	> 99.9	26		-99	9.3
FN2200B-1000-99		1000 (1150)	400	> 99.9	40		-99	9.4
FN2200B-1500-99		1500 (1600)	500	> 99.9	45		-99	14.6
FN2200B-2300-99		2300 (2500)	800/1000	> 99.9	84		-99	25.0

\* Based on rated DC current of typical 3-phase PV inverters with 900 VDC input. Note: depending upon manufacturer and model, DC currents for a given PV inverter power can differ significantly. Filters with higher current ratings for large central inverters up to the MW range are available upon request.

### Distribution Inventory

Up-to-date inventory levels for global distributors is available at

<https://products.schaffner.com/stock>



### Typical Filter Attenuation

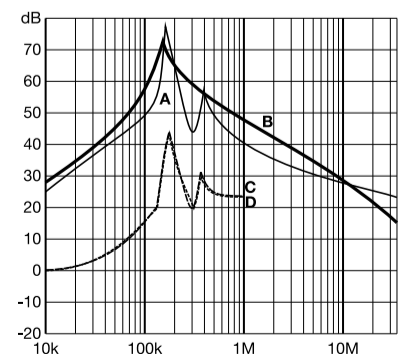
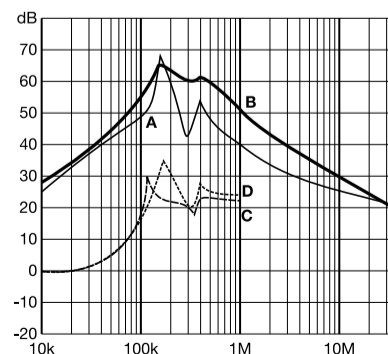
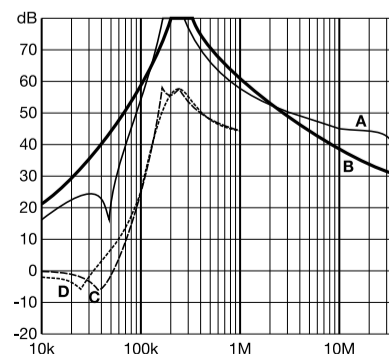
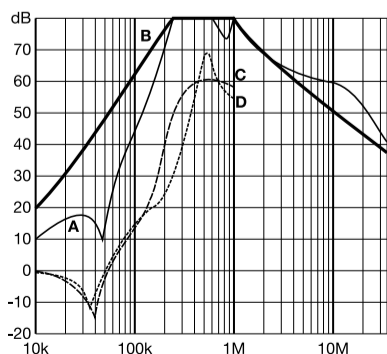
Per CISPR 17; A=50 Ω/50 Ω sym; B=50 Ω/50 Ω asym; C=0.1 Ω/100 Ω sym; D=100 Ω/0.1 Ω sym

25 to 75 A types

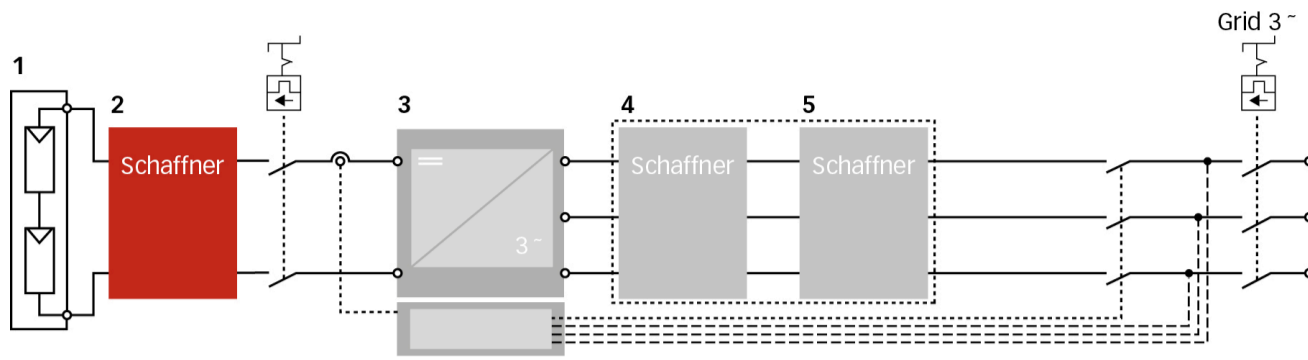
100 to 150 A types

250 A types

400 to 2300 A types



### Typical Block Schematic

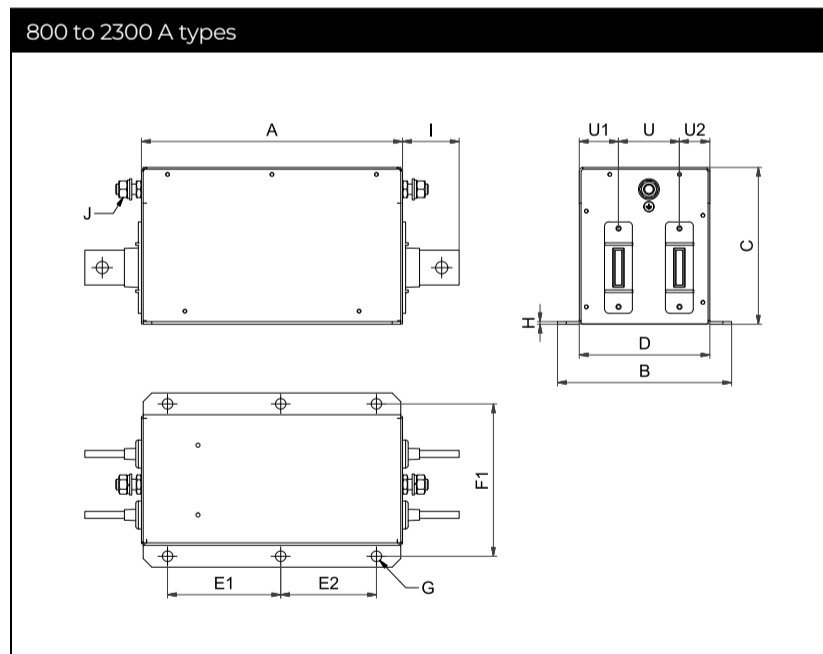
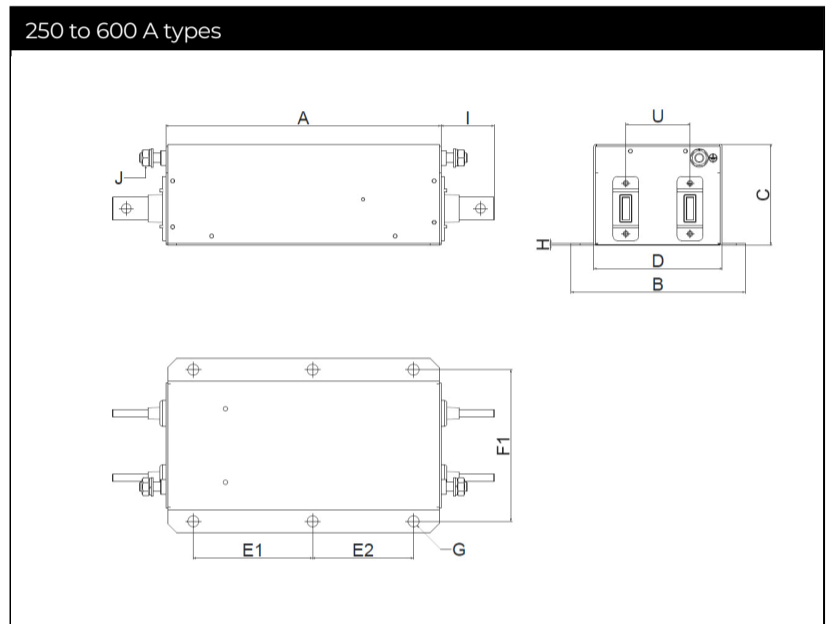
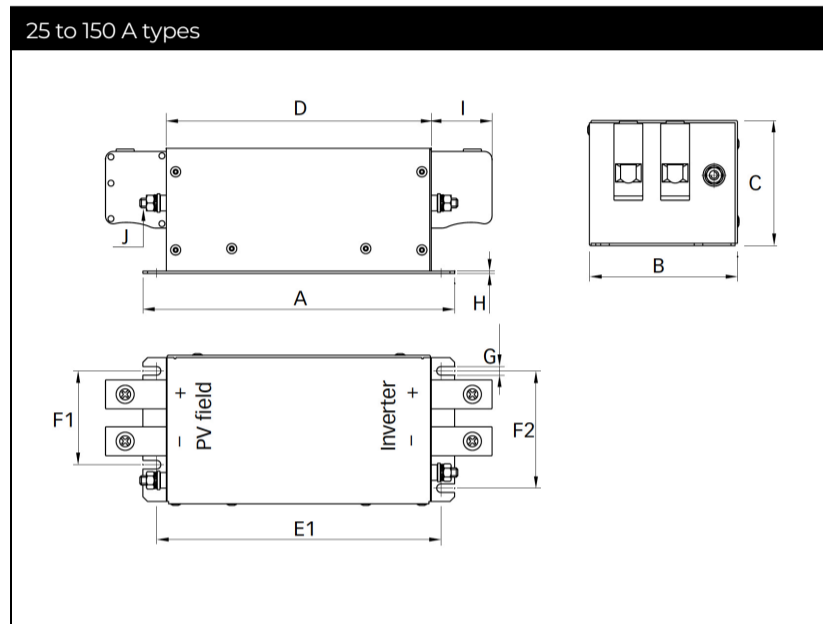


1 PV modules  
2 Schaffner FN 2200

3 Central Inverter  
4 Schaffner magnetic components

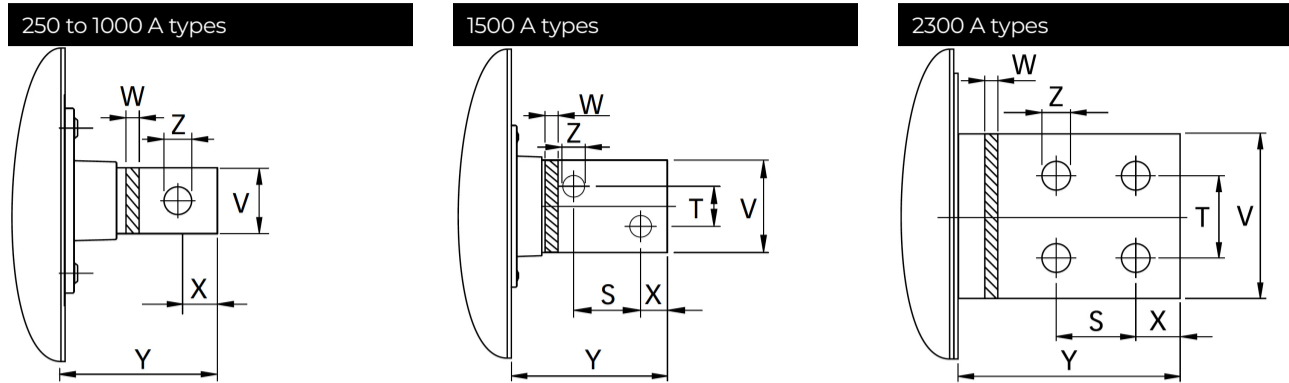
5 Schaffner AC EMC/EMI filter

### Mechanical Data



**Note:** all FN 2200 provide unsymmetrical mounting hole patterns to prevent inverse filter installation in the field. (Dimensions E1 E2 and F1/F2)

## Busbar Connections



## Dimensions

	25 A	50 A	75 A	100 A	150 A	250 A	400 A	600 A	800 A	1000 A	1500 A	2300 A
<b>A</b>	170	200	200	220	250	300	300	300	300	300	300	400
<b>B</b>	80	95	95	125	140	180	190	190	200	200	200	250
<b>C</b>	65	80	80	95	115	110	110	110	140	140	150	180
<b>D</b>	140	170	170	190	220	130	140	140	150	150	150	195
<b>E1</b>	152.5	182.5	182.5	202.5	232.5	130	130	130	130	130	130	190
<b>E2</b>						110	110	110	110	110	110	150
<b>F1</b>	45	60	60	80	100	155	165	165	175	175	175	225
<b>F2</b>	60	75	75	100	120							
<b>G</b>	5.5	5.5	5.5	5.5	5.5	∅ 12	∅ 12	∅ 12	∅ 12	∅ 12	∅ 12	∅ 12
<b>H</b>	1	1.5	1.5	1.5	2	2	2	2	3	3	3	3
<b>I</b>	25	39	39	45	51	58	58	58	65	65	110	100
<b>J</b>	M5	M6	M6	M8	M10	M10	M10	M10	M12	M12	M12	M16
<b>S</b>											43	35
<b>T</b>											26	35
<b>U</b>						70	70	70	70	70	70	100
<b>U1</b>									45	45	55	61
<b>U2</b>									35	35	25	34
<b>V</b>						20	25	25	40	40	60	70
<b>W</b>						5	6	8	8	8	10	15
<b>X</b>						15	15	15	20	20	17	20
<b>Y</b>						58	58	58	65	65	110	100
<b>Z</b>						∅ 9	∅ 10.5	∅ 10.5	∅ 14	∅ 14	∅ 14	∅ 14

All dimensions in mm; 1 inch = 25.4 mm

Tolerances according: ISO 2768-m/EN 22768-m

## Filter Input/Output Connector Cross Sections

	-33	-34	-35	-40
<b>Solid wire</b>	16 mm <sup>2</sup>	35 mm <sup>2</sup>	50 mm <sup>2</sup>	95 mm <sup>2</sup>
<b>Flex wire</b>	10 mm <sup>2</sup>	25 mm <sup>2</sup>	50 mm <sup>2</sup>	95 mm <sup>2</sup>
<b>AWG type wire</b>	AWG 6	AWG 2	AWG 1/0	AWG 4/0
<b>Recommended torque</b>	1.5-1.8 NM	4.0-4.5 NM	7-8 NM	17-20 NM

Please visit [www.schaffner.com](http://www.schaffner.com) to find more details on filter connectors.

## Headquarters, Global Innovation and Development

### Switzerland

#### Schaffner Holding AG

Industrie Nord  
Nordstrasse 11e  
4542  
Luterbach  
+41 32 681 66 26  
[info@schaffner.com](mailto:info@schaffner.com)

## Sales and Application Centers

### China

#### Schaffner EMC Ltd. Shanghai

T20-3 C, No 565 Chuangye Road, Pudong district  
201201  
Shanghai  
+86 2138139500  
[cschina@schaffner.com](mailto:cschina@schaffner.com)

### Finland

#### Schaffner Oy

Sauvonrinne 19 H  
8500  
Lohja  
+358 50 468 7284  
[finlandsales@schaffner.com](mailto:finlandsales@schaffner.com)

### France

#### Schaffner EMC S.A.S.

16-20 Rue Louis Rameau  
95875  
Bezons  
+33 1 34 34 30 60  
[francesales@schaffner.com](mailto:francesales@schaffner.com)

### Germany

#### Schaffner Deutschland GmbH

Schoemperlenstrasse 12B  
76185  
Karlsruhe  
+49 721 56910  
[germanysales@schaffner.com](mailto:germanysales@schaffner.com)

### India

#### Schaffner India Pvt. Ltd

Regus World Trade Centre  
WTC, 22nd Floor Unit No 2238, Brigade Gateway Campus, 26/1, Dr. Rajkumar Road Malleshwaram (W)  
560055  
Bangalore  
+91 8067935355  
[indiasales@schaffner.com](mailto:indiasales@schaffner.com)

### Italy

#### Schaffner EMC S.r.l.

Via Ticino, 30  
20900  
Monza (MB)  
+39 039 21 41 070  
[italysales@schaffner.com](mailto:italysales@schaffner.com)

### Japan

#### Schaffner EMC K.K.

ISM Sangenjaya 7F  
1-32-12 Kamiuma, Setagaya-ku  
154-0011  
Tokyo  
+81 3 5712 3650  
[japansales@schaffner.com](mailto:japansales@schaffner.com)

### Singapore

#### Schaffner EMC Pte Ltd.

Blk 3015A Ubi Road 1, #05-09, Kampong Ubi Industrial Estate  
408705  
Singapore  
+65 63773283  
[singaporesales@schaffner.com](mailto:singaporesales@schaffner.com)

### Spain

#### Schaffner EMC España

Calle Caléndula 93, Miniparc III, Edificio E El Soto de Moraleja, Alcobendas  
28109  
Madrid  
+34 917 912 900  
[spainsales@schaffner.com](mailto:spainsales@schaffner.com)

### Sweden

#### Schaffner EMC AB

Östermalmstrorg 1  
114 42  
Stockholm  
+46 8 5050 2425  
[swedensales@schaffner.com](mailto:swedensales@schaffner.com)

### Switzerland

#### Schaffner EMV AG

Industrie Nord  
Nordstrasse 11e  
4542  
Luterbach  
+41 32 681 66 26  
[switzerlandsales@schaffner.com](mailto:switzerlandsales@schaffner.com)

### Taiwan

#### Schaffner EMV Ltd.

U-Town  
20 Floor-2, No 97, Section 1, XinTai 5th Road, XiZhi District  
22175  
New Taipei City  
+886 226975500  
[taiwansales@schaffner.com](mailto:taiwansales@schaffner.com)

### Thailand

#### Schaffner EMC Co. Ltd.

Sathorn Square Tower  
Room 3780, 37FL, 98 North-Sathorn Rd, Silom, Bangrak  
10500  
Bangkok  
+66 621056397  
[thailandsales@schaffner.com](mailto:thailandsales@schaffner.com)

### United Kingdom

#### Schaffner Ltd.

1, Oakmede Place  
Terrace Road  
RG42 4JF  
Binfield  
+44 118 9770070  
[uksales@schaffner.com](mailto:uksales@schaffner.com)

### United States

#### Schaffner EMC Inc.

52 Mayfield Avenue  
Edison, New Jersey  
+1 732 225 9533  
[usasales@schaffner.com](mailto:usasales@schaffner.com)

To find your local partner within Schaffner's global network [schaffner.com](http://schaffner.com)

© 2022 Schaffner Group

The content of this document has been carefully checked and understood. However, neither Schaffner nor its subsidiaries assume any liability whatsoever for any errors or inaccuracies of this document and the consequences thereof. Published specifications are subject to change without notice. Product suitability for any area of application must ultimately be determined by the customer. In all cases, products must never be operated outside their published specifications. Schaffner does not guarantee the availability of all published products. This disclaimer shall be governed by substantive Swiss law and resulting disputes shall be settled by the courts at the place of business of Schaffner Holding AG. Latest publications and a complete disclaimer can be downloaded from the Schaffner website. All trademarks recognized.