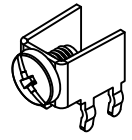
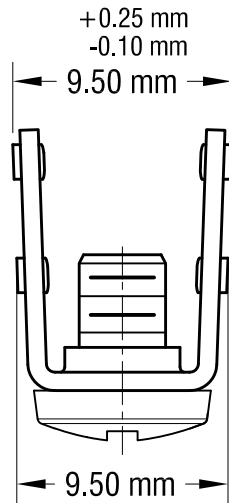
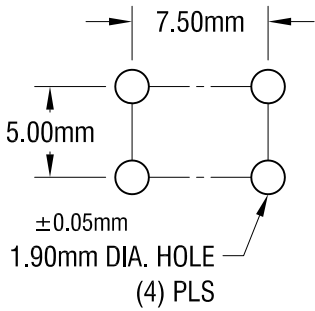


THIS DOCUMENT IS THE PROPERTY OF KEYSTONE ELECTRONICS CORP. AND SHALL NOT BE REPRODUCED, DISTRIBUTED OR USED AS A BASIS FOR MANUFACTURE WITHOUT PRIOR WRITTEN PERMISSION FROM KEYSTONE ELECTRONICS CORP.

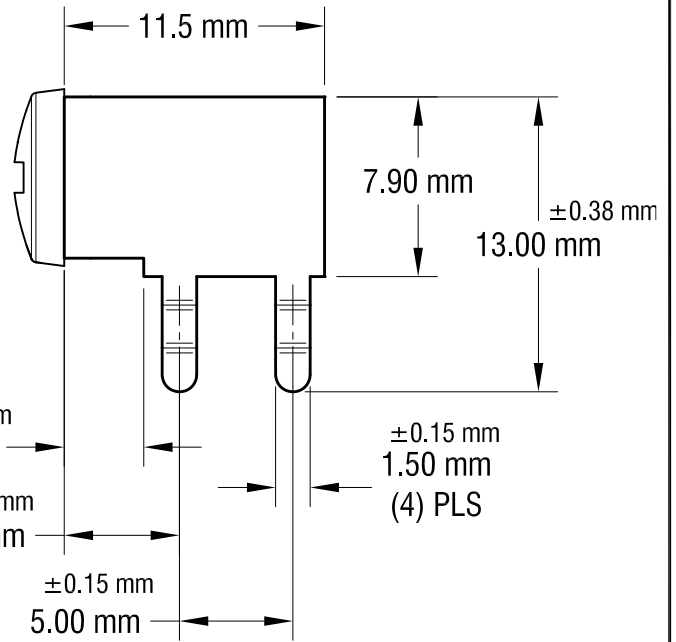
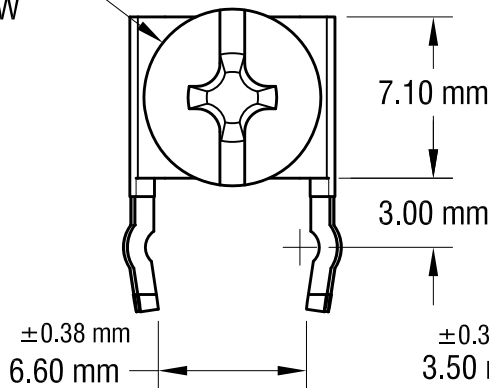
ACTUAL SIZE



MOUNTING DETAIL



M4 x 0.7 x 6.35 L
CAPTIVE SCREW



NOTE:

1. TERMINAL:

- MAT'L - 0.81mm TH'K BRASS, TIN PLATE
- SCREW : ONE (1) M4 x 0.7 x 6.35mm L.
- MAT'L - BRASS, NICKEL PLATE

2. ALL DIMENSIONS ARE IN MILLIMETERS.

PC SCREW TERMINAL WITH COLORED SCREW HEAD

PART NO.	HEAD COLOR	PART NO.	HEAD COLOR
7794-2	RED	7791-5	BLUE
7794-3	BLACK	7794-6	GREEN
7794-4	WHITE	7794-7	YELLOW

KEYSTONE ELECTRONICS CORP.

www.keyelco.com • ASTORIA, N.Y. 11105-2017 • Tel (718) 956-8900

PART NAME

PC METRIC SCREW TERMINAL WITH SCREW

MATERIAL

AS NOTED

FINISH

AS NOTED

DRN BY

NT

DATE

6.03.15

APP'D

LN

SCALE

3X

TOLERANCES

INCH [MM]

DECIMAL ± [±.025]

CODE

C

DWG NO.

7794-2 - 7794-7

DATE

DESCRIPTION

REV.