Rev	AWO #	Description	Date	Appr
-		RELEASED	1/5/05	

APPROVED: _____

DATE: _____ TITLE: _____

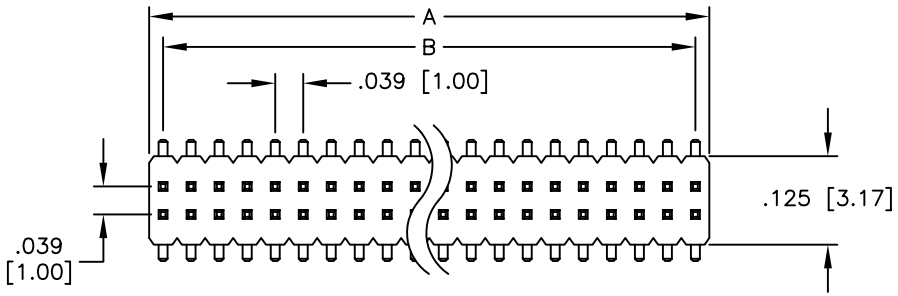

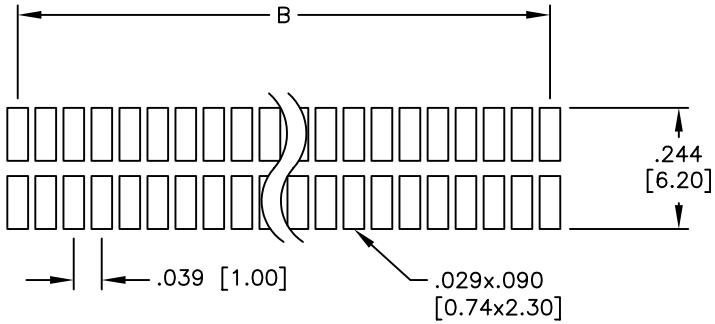

PCB LAYOUT

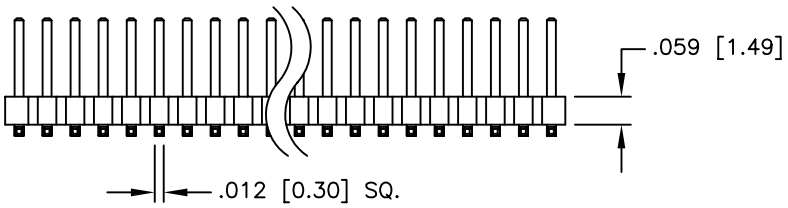

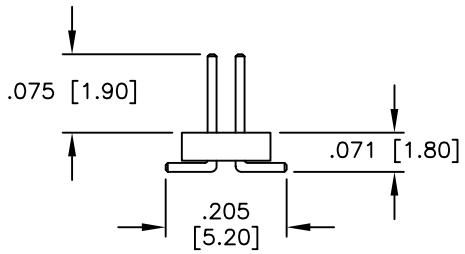

Positions: 4 thru 80
A = .039 [1.00] x No. of Positions Per Row
B = .039 [1.00] x No. of Spaces

PART NUMBER	PLATING
MPH2-XX-U-SMT	GOLD FLASH OVER NICKEL UNDERPLATE
MPH2-XX-SG-SMT	GOLD FLASH OVER NICKEL UNDERPLATE ON CONTACT AREA, TIN OVER COPPER ON TAILS
MPH2-XX-T-SMT	TIN OVER COPPER UNDERPLATE OVERALL

SPECIFICATIONS:
Material:
Insulator: Nylon 6T, rated UL 94V-0
Insulator color: Black
Contacts: Phosphor Bronze
Plating:
See chart.
Electrical:
Operating voltage: 250 VAC max.
Current rating: 1 Amp max.
Contact resistance: 20 mohms max. initial
Insulation resistance: 5,000 Mohms min.
Dielectric withstanding voltage: 1,000 VAC for 1 minute
Temperature Rating:
Operating temperature: -40°C to +105°C
Environmental:
Lead free, RoHS compliant
Recommended soldering temp: 260°C for 5 seconds

RoHS COMPLIANT

UNLESS OTHERWISE SPECIFIED
ALL DIMENSIONS ARE INCHES [MM]
TOLERANCES: EXCEPT AS NOTED

INCHES		HOLES	
.X	± .10	Ø.X	±.10
.XX	± .020	Ø.XX	±.015
.XXX	± .015	Ø.XXX	±.010

APPROVALS		DATE
DRAWN	SS	1/5/05
CHECKED		
APPROVED		

ADAM TECH
909 Rahway Avenue, Union, NJ 07083
Phone: 908-687-5000 Fax: 908-687-5710

TITLE
.039 [1.00] DUAL ROW MICRO PIN HEADER SURFACE MOUNT

SIZE	PART NO.	REV.
X	MPH2-XX-XX-SMT	-

REF: | SCALE: NTS | SHEET 1 OF 1