

# SmartZone™ G5 Locking and Standard IT Power Cords

## description

Our wide assortment of heavy-duty locking and standard power cords are a best in class offer; designed for transferring power from the rack power distribution unit (PDU) to IT equipment in a data center cabinet or rack. They are available in a variety of colors and lengths. The dual locking cords eliminate accidental disconnects caused by vibration and/or contact. In addition, they feature locking on both ends, G5 PDU side & IT Gear side; for a secure connection.



## technical information

Panduit power cords are manufactured to comply with regulatory approvals that are commonly accepted in the US, Europe, and other parts of the world. Various plug configurations and lengths, optimize connection from rack PDUs to common network equipment.

## key features and benefits

<b>Dual-Ended Locking</b>	Cord locks on both ends, G5 PDUs & IT Gear side. G5 PDU side is also V-Lock Compatible
<b>Universal Female Locking Connector</b>	Compatible with all standard IT gear input plugs*
<b>Selection of lengths packaging</b>	Allows user to optimize cable management to reduce slack and improve thermal performance
<b>Non-conforming packaging</b>	Prevents cord deformity from bound packaging methods
<b>Selection of colors</b>	Cords available in Red, Blue, and Black
<b>Selection of configurations</b>	Selection of configurations

\*May interfere with some Cisco UCS chassis outfitted with a plastic shroud designed for non-locking power cords.

## applications

Panduit power cords are available in a variety of optimal lengths and colors. Optimal lengths prevent slack loops, and clutter; thereby saving energy and allowing increased airflow. Utilize different colors to signify power paths within your data center.




## specifications locking cords

	IEC C14 to IEC C13	IEC C20 to IEC C19
Voltage	250 Volts	
Amperage	10 Amps	16 Amps
Male Plug	IEC60320 C14	IEC60320 C20
Locking Style	Dual	
Female Connector	IEC60320 C13	IEC60320 C19
Locking Style	Universal	
Locking Cord Retention Force (Plug or Connector)	200 Newton	
Gauge	17 AWG/1.0mm <sup>2</sup>	15 AWG/1.5mm <sup>2</sup>
Conductors	3 Wire	
Conductor Color Code	Blue, Brown, Green/Yellow Stripe (ICC)	
Jacket	SJT/H05VV-F	
Jacket Material	PVC	
Jacket Temp. Rating	105°C	
~ Outside Diameter	7.95 - 8.25mm	9.25 - 9.45mm
Packaging	10 pk	
Testing	Each cord is tested for dielectric voltage-withstand (Hi-Pot), polarization and continuity.	
Certifications	UL, CE, VDE, TUV Approved	

## specifications non-locking cords




	IEC C14 to IEC C13	IEC C20 to IEC C19
Voltage	250 Volts	
Amperage	10 Amps	16 Amps
Male Plug	IEC60320 C14	IEC60320 C20
Female Connector	IEC60320 C13	IEC60320 C19
Gauge	18 AWG/0.75mm <sup>2</sup> (H05VV-F)/1.0mm <sup>2</sup> (HVCTF) for 2-6 feet 17 AWG/1.0mm <sup>2</sup> (H05VV-F)/1.2mm <sup>2</sup> (HVCTF) for 10 feet	15 AWG/1.5mm <sup>2</sup> (H05VV-F)/2.0mm <sup>2</sup> (HVCTF)
Conductors	3 Wire	
Conductor Color Code	Blue, Brown, Green/Yellow Stripe (ICC)	
Jacket	SJT (N. America)/H05VV-F with RVV (China)/H05VV-F (All except China)/HVCTF (Japan and Taiwan)	
Jacket Material	PVC	
Jacket Temp. Rating	105°C	
~ Outside Diameter	8.3 - 8.5mm	9.25 - 9.45mm
Packaging	10 pk	
Testing	Each cord is tested for dielectric voltage-withstand (Hi-Pot), polarization and continuity.	
Certifications	cULus (N. America), VDE (Europe), PSE (Japan), CCC (China), KC (S. Korea), SAA (Australia/New Zealand), CE Approved (Europe)	

## Dual Locking Power Cords

Color	Description	Ratings	Gauge/Cross Section	Length (feet)	Length (meters)	Part Number (10 pk)	
Red	Locking Power Cord, IEC C14 to IEC C13	10A/250 V	17 AWG/1.0mm <sup>2</sup>	2	0.6	LPCA01-X	 IEC320 C14 IEC320 C13
Red	Locking Power Cord, IEC C14 to IEC C13	10A/250 V	17 AWG/1.0mm <sup>2</sup>	4	1.2	LPCA02-X	
Red	Locking Power Cord, IEC C14 to IEC C13	10A/250 V	17 AWG/1.0mm <sup>2</sup>	6	1.8	LPCA03-X	
Red	Locking Power Cord, IEC C14 to IEC C13	10A/250 V	17 AWG/1.0mm <sup>2</sup>	8	2.4	LPCA04-X	
Red	Locking Power Cord, IEC C14 to IEC C13	10A/250 V	17 AWG/1.0mm <sup>2</sup>	10	3	LPCA05-X*	
Blue	Locking Power Cord, IEC C14 to IEC C13	10A/250 V	17 AWG/1.0mm <sup>2</sup>	2	0.6	LPCA06-X	 IEC320 C14 IEC320 C13
Blue	Locking Power Cord, IEC C14 to IEC C13	10A/250 V	17 AWG/1.0mm <sup>2</sup>	4	1.2	LPCA07-X	
Blue	Locking Power Cord, IEC C14 to IEC C13	10A/250 V	17 AWG/1.0mm <sup>2</sup>	6	1.8	LPCA08-X	
Blue	Locking Power Cord, IEC C14 to IEC C13	10A/250 V	17 AWG/1.0mm <sup>2</sup>	8	2.4	LPCA09-X	
Blue	Locking Power Cord, IEC C14 to IEC C13	10A/250 V	17 AWG/1.0mm <sup>2</sup>	10	3	LPCA10-X*	
Black	Locking Power Cord, IEC C14 to IEC C13	10A/250 V	17 AWG/1.0mm <sup>2</sup>	2	0.6	LPCA11-X	 IEC320 C14 IEC320 C13
Black	Locking Power Cord, IEC C14 to IEC C13	10A/250 V	17 AWG/1.0mm <sup>2</sup>	4	1.2	LPCA12-X	
Black	Locking Power Cord, IEC C14 to IEC C13	10A/250 V	17 AWG/1.0mm <sup>2</sup>	6	1.8	LPCA13-X	
Black	Locking Power Cord, IEC C14 to IEC C13	10A/250 V	17 AWG/1.0mm <sup>2</sup>	8	2.4	LPCA14-X	
Black	Locking Power Cord, IEC C14 to IEC C13	10A/250 V	17 AWG/1.0mm <sup>2</sup>	10	3	LPCA15-X*	




\*Non-standard products (50 pack minimum, 16 week lead time), NC/NR.

## Dual Locking Power Cords – continued

Color	Description	Ratings	Gauge/Cross Section	Length (feet)	Length (meters)	Part Number (10 pk)	
Red	Locking Power Cord, IEC C20 to IEC C19	16A/250 V	15 AWG/1.5mm <sup>2</sup>	2	0.6	LPCB01-X	 IEC320 C20 IEC320 C19
Red	Locking Power Cord, IEC C20 to IEC C19	16A/250 V	15 AWG/1.5mm <sup>2</sup>	4	1.2	LPCB02-X	
Red	Locking Power Cord, IEC C20 to IEC C19	16A/250 V	15 AWG/1.5mm <sup>2</sup>	6	1.8	LPCB03-X	
Red	Locking Power Cord, IEC C20 to IEC C19	16A/250 V	15 AWG/1.5mm <sup>2</sup>	8	2.4	LPCB04-X	
Red	Locking Power Cord, IEC C20 to IEC C19	16A/250 V	15 AWG/1.5mm <sup>2</sup>	10	3	LPCB05-X*	
Blue	Locking Power Cord, IEC C20 to IEC C19	16A/250 V	15 AWG/1.5mm <sup>2</sup>	2	0.6	LPCB06-X	 IEC320 C20 IEC320 C19
Blue	Locking Power Cord, IEC C20 to IEC C19	16A/250 V	15 AWG/1.5mm <sup>2</sup>	4	1.2	LPCB07-X	
Blue	Locking Power Cord, IEC C20 to IEC C19	16A/250 V	15 AWG/1.5mm <sup>2</sup>	6	1.8	LPCB08-X	
Blue	Locking Power Cord, IEC C20 to IEC C19	16A/250 V	15 AWG/1.5mm <sup>2</sup>	8	2.4	LPCB09-X	
Blue	Locking Power Cord, IEC C20 to IEC C19	16A/250 V	15 AWG/1.5mm <sup>2</sup>	10	3	LPCB10-X*	
Black	Locking Power Cord, IEC C20 to IEC C19	16A/250 V	15 AWG/1.5mm <sup>2</sup>	2	0.6	LPCB11-X	 IEC320 C20 IEC320 C19
Black	Locking Power Cord, IEC C20 to IEC C19	16A/250 V	15 AWG/1.5mm <sup>2</sup>	4	1.2	LPCB12-X	
Black	Locking Power Cord, IEC C20 to IEC C19	16A/250 V	15 AWG/1.5mm <sup>2</sup>	6	1.8	LPCB13-X	
Black	Locking Power Cord, IEC C20 to IEC C19	16A/250 V	15 AWG/1.5mm <sup>2</sup>	8	2.4	LPCB14-X	
Black	Locking Power Cord, IEC C20 to IEC C19	16A/250 V	15 AWG/1.5mm <sup>2</sup>	10	3	LPCB15-X*	




\*Non-standard products (50 pack minimum, 16 week lead time), NC/NR.

## Standard Power Cords

Color	Description	Ratings	Gauge/Cross Section	Length (feet)	Length (meters)	Part Number (10 pk)	
Red	Standard Power Cord, IEC C14 to IEC C13	10A/250 V	17 AWG/1.0mm <sup>2</sup>	2	0.6	NPCA01-X	 IEC320 C14 IEC320 C13
Red	Standard Power Cord, IEC C14 to IEC C13	10A/250 V	17 AWG/1.0mm <sup>2</sup>	4	1.2	NPCA02-X	
Red	Standard Power Cord, IEC C14 to IEC C13	10A/250 V	17 AWG/1.0mm <sup>2</sup>	6	1.8	NPCA03-X	
Red	Standard Power Cord, IEC C14 to IEC C13	10A/250 V	17 AWG/1.0mm <sup>2</sup>	8	2.4	NPCA04-X	
Red	Standard Power Cord, IEC C14 to IEC C13	10A/250 V	17 AWG/1.0mm <sup>2</sup>	10	3	NPCA05-X*	
Blue	Standard Power Cord, IEC C14 to IEC C13	10A/250 V	17 AWG/1.0mm <sup>2</sup>	2	0.6	NPCA06-X	 IEC320 C14 IEC320 C13
Blue	Standard Power Cord, IEC C14 to IEC C13	10A/250 V	17 AWG/1.0mm <sup>2</sup>	4	1.2	NPCA07-X	
Blue	Standard Power Cord, IEC C14 to IEC C13	10A/250 V	17 AWG/1.0mm <sup>2</sup>	6	1.8	NPCA08-X	
Blue	Standard Power Cord, IEC C14 to IEC C13	10A/250 V	17 AWG/1.0mm <sup>2</sup>	8	2.4	NPCA09-X	
Blue	Standard Power Cord, IEC C14 to IEC C13	10A/250 V	17 AWG/1.0mm <sup>2</sup>	10	3	NPCA10-X*	
Black	Standard Power Cord, IEC C14 to IEC C13	10A/250 V	17 AWG/1.0mm <sup>2</sup>	2	0.6	NPCA11-X	 IEC320 C14 IEC320 C13
Black	Standard Power Cord, IEC C14 to IEC C13	10A/250 V	17 AWG/1.0mm <sup>2</sup>	4	1.2	NPCA12-X	
Black	Standard Power Cord, IEC C14 to IEC C13	10A/250 V	17 AWG/1.0mm <sup>2</sup>	6	1.8	NPCA13-X	
Black	Standard Power Cord, IEC C14 to IEC C13	10A/250 V	17 AWG/1.0mm <sup>2</sup>	8	2.4	NPCA14-X	
Black	Standard Power Cord, IEC C14 to IEC C13	10A/250 V	17 AWG/1.0mm <sup>2</sup>	10	3	NPCA15-X*	

\*Non-standard products (20 pack minimum, 16 week lead time), NC/NR.

## Standard Power Cords – continued

Color	Description	Ratings	Gauge/Cross Section	Length (feet)	Length (meters)	Part Number (10 pk)	
Red	Standard Power Cord, IEC C20 to IEC C19	16A/250 V	15 AWG/1.5mm <sup>2</sup>	2	0.6	NPCB01-X	 IEC320 C20 IEC320 C19
Red	Standard Power Cord, IEC C20 to IEC C19	16A/250 V	15 AWG/1.5mm <sup>2</sup>	4	1.2	NPCB02-X	
Red	Standard Power Cord, IEC C20 to IEC C19	16A/250 V	15 AWG/1.5mm <sup>2</sup>	6	1.8	NPCB03-X	
Red	Standard Power Cord, IEC C20 to IEC C19	16A/250 V	15 AWG/1.5mm <sup>2</sup>	8	2.4	NPCB04-X	
Red	Standard Power Cord, IEC C20 to IEC C19	16A/250 V	15 AWG/1.5mm <sup>2</sup>	10	3	NPCB05-X*	
Blue	Standard Power Cord, IEC C20 to IEC C19	16A/250 V	15 AWG/1.5mm <sup>2</sup>	2	0.6	NPCB06-X	 IEC320 C20 IEC320 C19
Blue	Standard Power Cord, IEC C20 to IEC C19	16A/250 V	15 AWG/1.5mm <sup>2</sup>	4	1.2	NPCB07-X	
Blue	Standard Power Cord, IEC C20 to IEC C19	16A/250 V	15 AWG/1.5mm <sup>2</sup>	6	1.8	NPCB08-X	
Blue	Standard Power Cord, IEC C20 to IEC C19	16A/250 V	15 AWG/1.5mm <sup>2</sup>	8	2.4	NPCB09-X	
Blue	Standard Power Cord, IEC C20 to IEC C19	16A/250 V	15 AWG/1.5mm <sup>2</sup>	10	3	NPCB10-X*	
Black	Standard Power Cord, IEC C20 to IEC C19	16A/250 V	15 AWG/1.5mm <sup>2</sup>	2	0.6	NPCB11-X	 IEC320 C20 IEC320 C19
Black	Standard Power Cord, IEC C20 to IEC C19	16A/250 V	15 AWG/1.5mm <sup>2</sup>	4	1.2	NPCB12-X	
Black	Standard Power Cord, IEC C20 to IEC C19	16A/250 V	15 AWG/1.5mm <sup>2</sup>	6	1.8	NPCB13-X	
Black	Standard Power Cord, IEC C20 to IEC C19	16A/250 V	15 AWG/1.5mm <sup>2</sup>	8	2.4	NPCB14-X	
Black	Standard Power Cord, IEC C20 to IEC C19	16A/250 V	15 AWG/1.5mm <sup>2</sup>	10	3	NPCB15-X*	

\*Non-standard products (20 pack minimum, 16 week lead time), NC/NR.

### WORLDWIDE SUBSIDIARIES AND SALES OFFICES

PANDUIT US/CANADA  
Phone: 800.777.3300

PANDUIT EUROPE LTD.  
London, UK  
Phone: 44.20.8601.7200

PANDUIT SINGAPORE PTE. LTD.  
Republic of Singapore  
Phone: 65.6305.7575

PANDUIT JAPAN  
Tokyo, Japan  
Phone: 81.3.6863.6000

PANDUIT LATIN AMERICA  
Guadalajara, Mexico  
Phone: 52.33.3777.6000

PANDUIT AUSTRALIA PTY. LTD.  
Victoria, Australia  
Phone: 61.3.9794.9020

For a copy of Panduit product warranties, log on to [www.panduit.com/warranty](http://www.panduit.com/warranty)

**PANDUIT**<sup>®</sup>

For more information  
Visit us at [www.panduit.com](http://www.panduit.com)  
Contact Customer Service by email: [cs@panduit.com](mailto:cs@panduit.com)  
or by phone: 800.777.3300

©2021 Panduit Corp.  
ALL RIGHTS RESERVED.  
PUSP27--WW-ENG  
10/2021