
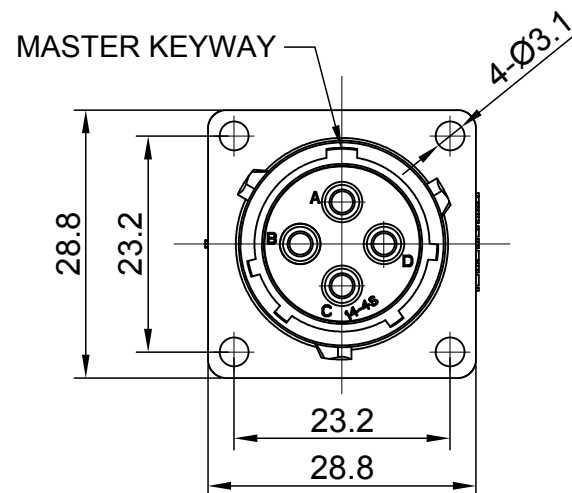
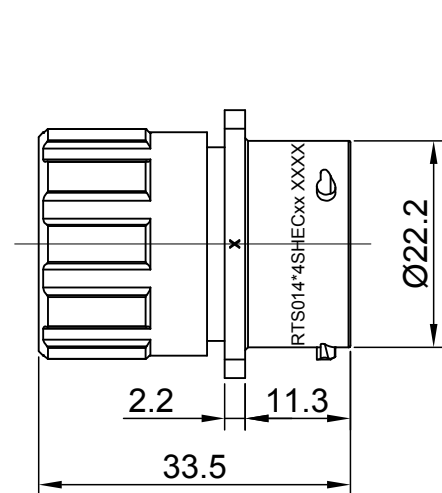
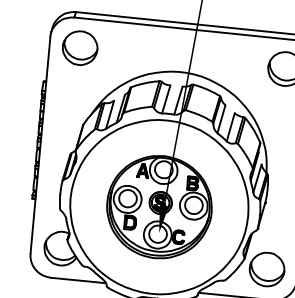


REVISIONS					
REV	ECO	DESCRIPTION	DATE	BY	APPR
A1	--	RELEASED DRAWING	Jul-03-2017	Nick	Tommy
A2	--	UPDATE PANEL CUT OUT REFERENCE	Aug-08-2017	Nick	Tommy
A3	--	UPDATE DRAWING	Mar-20-2018	White	Tommy
A4	--	UPDATE DRAWING	Apr-10-2018	White	Tommy



SEALING PLUGS CAN BE PURCHASED SEPARATELY



NOTES : (UNLESS OTHERWISE SPECIFIED)

1. MATERIAL :

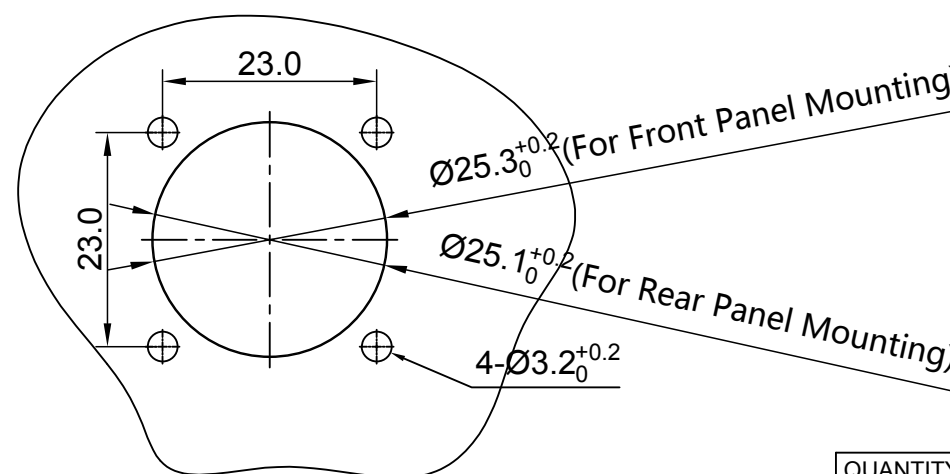
- SHELL : THERMOPLASTIC , UL94 V-0.
- INSERT : THERMOPLASTIC , UL94 V-0.
- O-RING : NBR OR SILICONE RUBBER.
- SEAL GASKET : NBR OR SILICONE RUBBER.
- END CAP : THERMOPLASTIC , UL94 V-0.
- PLASTIC RING:THERMOPLASTIC , UL94 V-0.
- WIRE SEAL : SILICONE RUBBER.

2. SPECIFICATIONS :

- 2.1 RATED CURRENT : 23A (MAX).
- 2.2 RATED VOLTAGE : 500V(AC/DC).
- 2.3 OPERATING TEMPERATURE : SEE TABLE.
- 2.4 DIELECTRIC WITHSTANDING VOLTAGE : LESS THAN 2 MILLIAMPS CURRENT LEAKAGE@2000 VOLTS AC.
- 2.5 INSULATION RESISTANCE : 5000 MEGOHMS MIN.
- 2.6 IP CLASS : IP67 AND IP69K IN THE MATED CONDITION, WIRE SEALS FULLY POPULATED.
- 2.7 MATING CYCLES DURABILITY : 500 CYCLES MIN.
- 2.8 RoHS COMPLIANT.

3. SUITABLE CONTACTS : 2.5MM CONTACT.

4. ALL DIMENSIONS ARE FOR REFERENCE USE ONLY.



PANEL CUT OUT REFERENCE

KEY	PART NUMBER	
		-40°C ~ 105°C
N	RTS014N4SHEC	RTS014N4SHEC03

QUANTITY	PART NUMBER	DESCRIPTION	ITEM
<b>MATERIALS LIST</b>			
UNLESS OTHERWISE SPECIFIED 1) All dimensions are in metric(mm). 2) Tolerances are as follows: 1 PL DEC ±0.30   Fractions ±1/64 2 PL DEC ±0.15   Angles ±1° 3 PL DEC ±0.08		SIGNATURES DATE DRAWN: White Apr-10-2018 CHECKED: Tod Apr-10-2018 ENGINEER: APPROVAL: Tommy Apr-10-2018	
MATERIAL SPECIFICATIONS:		<p style="text-align: center;"><b>Amphenol</b></p> <p style="text-align: center;">Sine Systems - www.amphenol-sine.com 44724 Morley Drive Clinton Township, MI 48036</p> <p style="text-align: center;">ECO-MATE, RECEPTACLE, END CAP, FLANGE, SIZE 14, 4 POS, SOCKET</p>	
PROCESS SPECIFICATIONS:			
NEXT ASSY:		<p>THIS DRAWING IS SUPPLIED FOR INFORMATION ONLY. DESIGN FEATURES, SPECIFICATIONS AND PERFORMANCE DATA SHOWN HEREON ARE THE PROPERTY OF THE AMPHENOL CORPORATION. NO RIGHTS OF REPRODUCTION ARE IMPLIED. ALL DIMENSIONS ARE SUBJECT TO NORMAL MANUFACTURING VARIATIONS.</p>	<p>SIZE: B C-    DWG NO: RTS014*4SHECxx    REVISION: A4</p> <p>SCALE: NONE    SHEET 1 OF 1</p>

TITLE: ECO-MATE, RECEPTACLE, END CAP, FLANGE, SIZE 14, 4 POS, SOCKET

DWG NO: RTS014\*4SHECxx

REV: A4

SH: 1

OF: 1

## ecomate® RM/RSSM/Aquarius™ - Contact Size 12 Options

Crimp Contacts, Machined				
Part Number		AWG	Wire Range (mm <sup>2</sup> )	Plating
Male	Female			
N/A				

Tooling, Machined	
Part Number	Description
N/A	N/A
N/A	N/A

Plating Options, All	
Symbol	Plating
N/A	N/A

Crimp Contacts, Stamped & Formed				
Part Number		AWG	Wire Range (mm <sup>2</sup> )	Plating
Male	Female			
SP12A1T	SS12A1T	14-12	2.5-3.5	Tin

Tooling, Stamped & Formed	
Part Number	Description
QXRT12S	Contact Extraction Tool, 2.5mm Contact
MFX-3962	Hand Tool, Stamped & Formed Contact, 2.5mm Contact

Misc Tooling, All	
Part Number	Description
CA-4012-59	Sealing Plug, Size 12

Standard Quantity Order Options	
Machined	Stamped & Formed
N/A	Reel, 1000 Pieces