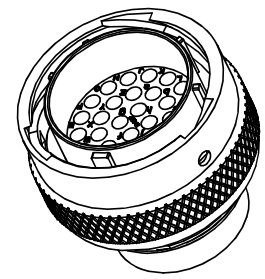
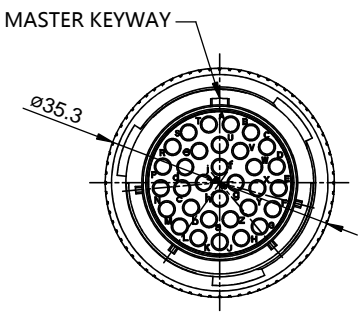
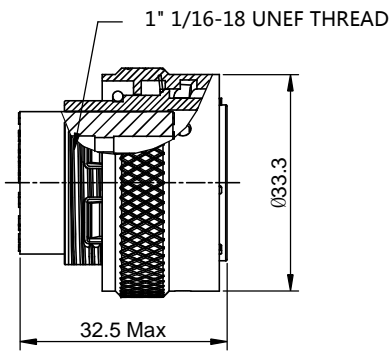


| REVISIONS | | | | | |
|-----------|-----|------------------|-------------|-----|-------|
| REV | ECO | DESCRIPTION | DATE | BY | APPR |
| B1 | - | RELEASED DRAWING | JUN-25-2014 | BEN | TOMMY |



NOTES : (UNLESS OTHERWISE SPECIFIED)

1. MATERIAL :
 - SHELL : ZINC ALLOY , NICKEL PLATED.
 - INSERT : THERMOPLASTIC , UL94 V-0.
 - COUPLING NUT : AL ALLOY , NICKEL PLATED.
 - WAVE WASHER : STAINLESS STEEL.
 - O-RING : NBR.
2. SPECIFICATIONS :
 - 2.1 RATED CURRENT :
 - 2.1.1 STAMPED CONTACT : 5A (MAX) .
 - 2.1.2 MACHINED CONTACT : 7.5A (MAX) .
 - 2.2 RATED VOLTAGE : 150V (AC/DC) .
 - 2.3 OPERATING TEMPERATURE : -40°C ~ +105°C.
 - 2.4 DIELECTRIC WITHSTANDING VOLTAGE : LESS THAN 2 MILLIAMPS CURRENT LEAKAGE@1500 VOLTS AC.
 - 2.5 INSULATION RESISTANCE : 5000 MEGOHMS MIN.
 - 2.6 IP--CLASS : IP67.
 - 2.7 MATING CYCLES DURABILITY : 500 CYCLES MIN.
 - 2.8 ROHS COMPLIANT.
3. SUITABLE CONTACTS : 20# CONTACTS.
4. ALL DIMENSIONS ARE FOR REFERENCE USE ONLY.

| KEY POS | PART NUMBER |
|---------|--------------|
| N | RT0W61832PNH |
| W | RT0W61832PWH |
| X | RT0W61832PXH |
| Y | RT0W61832PYH |
| Z | RT0W61832PZH |

| QUANTITY | SEE PART NUMBER CHART | DESCRIPTION | ITEM |
|--|-----------------------|--|---|
| MATERIALS LIST | | | |
| <small>UNLESS OTHERWISE SPECIFIED</small> 1) All dimensions are in metric(mm). 2) Tolerances are as follows: 1 PL DEC ±0.30 Fractions ±1/64 2 PL DEC ±0.15 Angles ±1° 3 PL DEC ±0.08 3) Note reference = | | SIGNATURES DRAWN: BEN CHECKED: ENGINEER: APPROVAL: | DATE JUN-25-2014 |
| <small>MATERIAL SPECIFICATIONS:</small> CUSTOMER: | | Sine Systems - www.amphenol-sine.com 44724 Morley Drive Clinton Township, MI 48036 | |
| <small>PROCESS SPECIFICATIONS:</small> THIS DRAWING IS SUPPLIED FOR INFORMATION ONLY. DESIGN FEATURES, SPECIFICATIONS AND PERFORMANCE DATA SHOWN HEREON ARE THE PROPERTY OF THE AMPHENOL CORPORATION. NO RIGHTS OF REPRODUCTION ARE IMPLIED. ALL DIMENSIONS ARE SUBJECT TO NORMAL MANUFACTURING VARIATIONS. | | <small>SIZE</small> B C- | <small>DWG NO.</small> RT0W61832P*H |
| <small>NEXT ASSY:</small> | | <small>SCALE</small> NONE | <small>REVISION</small> B1 |
| | | | <small>SHEET</small> 1 <small>OF</small> 1 |

TITLE: ECO-MATE PLUG, SIZE 18,32POS,PIN
 DWG NO.: RT0W61832P*H
 REV: B1
 SH: 1
 OF: 1

ecomate® RM/RSSM/Aquarius™ - Contact Size 20 Options

| Crimp Contacts, Machined | | | | |
|--------------------------|------------|-------|-------------------------------|------------|
| Part Number | | AWG | Wire Range (mm ²) | Plating |
| Male | Female | | | |
| MP20W23F | MS20W23F | 22-20 | 0.34-0.50 | Gold Flash |
| MP20W23G5 | MS20W23G5 | 22-20 | 0.34-0.50 | Gold 5μ" |
| MP20W23G10 | MS20W23G10 | 22-20 | 0.34-0.50 | Gold 10μ" |
| MP20W23G15 | MS20W23G15 | 22-20 | 0.34-0.50 | Gold 15μ" |
| MP20W23G30 | MS20W23G30 | 22-20 | 0.34-0.50 | Gold 30μ" |
| MP24W23F | MS24W23F | 26-24 | 0.13-0.25 | Gold Flash |
| MP24W23G5 | MS24W23G5 | 26-24 | 0.13-0.25 | Gold 5μ" |
| MP24W23G10 | MS24W23G10 | 26-24 | 0.13-0.25 | Gold 10μ" |
| MP24W23G15 | MS24W23G15 | 26-24 | 0.13-0.25 | Gold 15μ" |
| MP24W23G30 | MS24W23G30 | 26-24 | 0.13-0.25 | Gold 30μ" |
| MP28W23F | MS28W23F | 30-28 | 0.05-0.08 | Gold Flash |
| MP28W23G5 | MS28W23G5 | 30-28 | 0.05-0.08 | Gold 5μ" |
| MP28W23G10 | MS28W23G10 | 30-28 | 0.05-0.08 | Gold 10μ" |
| MP28W23G15 | MS28W23G15 | 30-28 | 0.05-0.08 | Gold 15μ" |
| MP28W23G30 | MS28W23G30 | 30-28 | 0.05-0.08 | Gold 30μ" |

| Tooling, Machined | |
|-------------------|--|
| Part Number | Description |
| QXRT20 | Contact Extraction Tool, #20 (Ø 1.0) Contact |
| MFY-3959 | Hand Crimp Tool for Machined Contacts |
| MFY-3960 | Pneumatic Crimp Tool for Machined Contact |

| Plating Options, All | |
|----------------------|--|
| Symbol | Plating |
| T | Tin Plated (for Stamped & Formed Contacts) |
| S | Silver Plated 5Um (for Machined Contacts) |
| F | Gold Plated |
| G5 | Gold Plated (Thickness 5μ") |
| G10 | Gold Plated (Thickness 10μ") |
| G15 | Gold Plated (Thickness 15μ") |
| G30 | Gold Plated (Thickness 30μ") |

| Crimp Contacts, Stamped & Formed | | | | |
|----------------------------------|-----------|-------|-------------------------------|------------|
| Part Number | | AWG | Wire Range (mm ²) | Plating |
| Male | Female | | | |
| SP20W2F | SS20W2F | 22-20 | 0.34-0.50 | Gold Flash |
| SP20W2G5 | SS20W2G5 | 22-20 | 0.34-0.50 | Gold 5μ" |
| SP20W2G10 | SS20W2G10 | 22-20 | 0.34-0.50 | Gold 10μ" |
| SP20W2G15 | SS20W2G15 | 22-20 | 0.34-0.50 | Gold 15μ" |
| SP20W2G30 | SS20W2G30 | 22-20 | 0.34-0.50 | Gold 30μ" |
| SP24W2F | SS24W2F | 26-24 | 0.14-0.25 | Gold Flash |
| SP24W2G5 | SS24W2G5 | 26-24 | 0.14-0.25 | Gold 5μ" |
| SP24W2G10 | SS24W2G10 | 26-24 | 0.14-0.25 | Gold 10μ" |
| SP24W2G15 | SS24W2G15 | 26-24 | 0.14-0.25 | Gold 15μ" |
| SP24W2G30 | SS24W2G30 | 26-24 | 0.14-0.25 | Gold 30μ" |
| SP28W2F | SS28W2F | 30-28 | 0.05-0.08 | Gold Flash |
| SP28W2G5 | SS28W2G5 | 30-28 | 0.05-0.08 | Gold 5μ" |
| SP28W2G10 | SS28W2G10 | 30-28 | 0.05-0.08 | Gold 10μ" |
| SP28W2G15 | SS28W2G15 | 30-28 | 0.05-0.08 | Gold 15μ" |
| SP28W2G30 | SS28W2G30 | 30-28 | 0.05-0.08 | Gold 30μ" |

| Tooling, Stamped & Formed | |
|---------------------------|--|
| Part Number | Description |
| QXRT20 | Contact Extraction Tool, #20 (Ø 1.0) Contact |
| MFY-3958 | Hand Tool, Stamped & Formed Contact, Size 20, 20-28AWG |
| MFY-3957 | Crimp Die for Stamped & Formed Contact |

| Misc Tooling, All | |
|-------------------|----------------------------|
| Part Number | Description |
| CA-4020-59 | Sealing Plug, Size 16 & 20 |

| Standard Quantity Order Options | |
|---------------------------------|-------------------|
| Machined | Stamped & Formed |
| Bulk Package, 500 Pieces | Reel, 3000 Pieces |