WPD 301 2X25/2X16 3XGY

Weidmüller Interface GmbH & Co. KG
Klingenbergstraße 26
D-32758 Detmold
Germany

www.weidmueller.com

Product image

Building installation wiring
For building installations, we offer a complete system that revolves around the 10×3 copper rail and comprises perfectly coordinated components: from installation terminal blocks, neutral conductor terminal blocks and distribution terminal blocks to comprehensive accessories such as busbars and busbar holders.

General ordering data

Version	W-Series, Distribution block, Rated cross-section: Screw connection, Terminal rail / mounting plate
Order No.	1561130000
Type	WPD 301 2X25/2X16 3XGY
GTIN (EAN)	4050118384871
Qty.	2 pc(s).

WPD 301 2X25/2X16 3XGY

Weidmüller Interface GmbH & Co. KG
Klingenbergstraße 26
D-32758 Detmold
Germany

www.weidmueller.com

Technical data

Dimensions and weights

Depth	49.3 mm	Depth (inches)	1.941 inch
Height	55.7 mm	Height (inches)	2.193 inch
Width	53.4 mm	Width (inches)	2.102 inch
Net weight	204 g		

Temperatures

Storage temperature	-25 °C...55 °C	Continuous operating temp., min.	-50 °C
Continuous operating temp., max.	130		

Environmental Product Compliance

REACH SVHC	Lead 7439-92-1

Material data

Material	Wemid	Colour	Light Grey
UL 94 flammability rating	V-0		

System specifications

Version	Screw connection	End cover plate required	No
Number of potentials	3	Number of levels	1
Number of clamping points per level	6	Number of potentials per tier	3
Levels cross-connected internally	No	PE connection	No
N-function	No	PE function	No
PEN function	No		

Additional technical data

Installation advice	Terminal rail / mounting plate	Open sides	closed
Snap-on	Yes	Type of mounting	Snap-on
With snap-in pegs	Yes		

Conductors for clamping (rated connection)

Connection direction	on side	Type of connection	Screw connection

General

Installation advice	Terminal rail / mounting plate	Number of poles	3
Standards	IEC 60947-7-1, IEC 61238-1, VDE 0603-2		

Rating data

Rated voltage	1,000	Rated AC voltage	1,000 V AC
Rated DC voltage	1,000 V DC	Rated current	152 A
Standards	IEC 60947-7-1, IEC 61238-1, VDE 0603-2		

WPD 301 2X25/2X16 3XGY

Weidmüller Interface GmbH & Co. KG
Klingenbergstraße 26
D-32758 Detmold
Germany

www.weidmueller.com

Technical data

UL rating data

Certificate No. (cURus)	E60693

Classifications

ETIM 6.0	EC000897	ETIM 7.0	EC000897
ETIM 8.0	EC000897	ECLASS 9.0	27-14-11-20
ECLASS 9.1	27-14-11-20	ECLASS 10.0	27-14-11-20
ECLASS 11.0	27-14-11-20		

Approvals

Approvals	
ROHS	Conform
UL File Number Search	E60693

Downloads

Approval/Certificate/Document of Conformity	CB Certificate EAC certificate VDE Certificate VDE Certificate DNV Certificate CE Declaration of Conformity CE Declaration of Conformity all terminals
Engineering Data	CAD data – STEP
Engineering Data	EPLAN, WSCAD
User Documentation	StorageConditionsTerminalBlocks DATA SHEET WPD 301
Catalogues	Catalogues in PDF-format
Brochures	

WPD 301 2X25/2X16 3XGY

Weidmüller Interface GmbH & Co. KG
Klingenbergstraße 26
D-32758 Detmold
Germany

www.weidmueller.com

Drawings

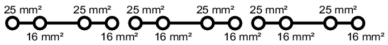

W-Series
WPD 101 2X25/2X16 GY

	WPD 101	25 mm²	WPD 301	25 mm²

Width / Height / Depth	mm	17.8 / 49.3 / 55.7	53 / 49.3 / 55.7
max. current / max. conductor	A/mm²	101 / 25	101 / 25
max. clamping range	mm²	1.5...25	1.5...25

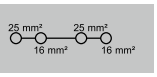

Technical data

Rated data			IEC	UL	CSA	EN 60079-7
Rated voltage		V	1000	600	600	
Rated current		A	101	85	90	
for wire cross-section	25 mm²	mm²	25	AWG 16...4	AWG 16...4	
Rated impulse withstand voltage / Pollution severity			8 kV / 3			
Overvoltage category / UL 94 flammability rating			III / V-0			
Approvals						

Clamped conductors (H05V/H07V)			Rated connection	Rated connection
Solid / Stranded	25 mm²	mm²	2.5...25 / 2.5...25	2.5...25 / 2.5...25
	16 mm²	mm²	4...25 / 4...25	4...25 / 4...25
Flexible with ferrule	25 mm²	mm²	1.5...16	1.5...16
	16 mm²	mm²	2.5...16	2.5...16
Stripping length / Blade size	25 mm²	mm/-	19 / M6 (+/- PZ2)	19 / M6 (+/- PZ2)
	16 mm²	mm/-	19 / M6 (+/- PZ2)	19 / M6 (+/- PZ2)
Tightening torque		Nm	see appendix at the end of the chapter	see appendix at the end of the chapter
Note				

Ordering data

Version	Type	Qty.	Order No.	Type	Qty.	Order No.
light grey	WPD 101 2X25/2X16 GY	5	1560730000	WPD 301 2X25/2X16 3XGY	2	1561130000
blue	WPD 101 2X25/2X16 BL	5	1560670000			
green	WPD 101 2X25/2X16 GN	5	1560650000			
brown	WPD 101 2X25/2X16 BN	5	1561120000			
black	WPD 101 2X25/2X16 BK	5	1561100000			
3x light grey / blue						
green / 3x light grey / blue						
Note						

Accessories

End bracket	Type	Qty.	Order No.	Type	Qty.	Order No.
dark beige	WEW 35/2	100	1061200000	WEW 35/2	100	1061200000
dark beige	AEB 35 SC/1	50	1991920000	AEB 35 SC/1	50	1991920000
Screwdriver						
	SDK PZ2 X 100	1	2749450000	SDK PZ2 X 100	1	2749450000

WPD 401 — 25 mm²

71.6 / 49.3 / 55.7
101 / 25
1.5...25

IEC 60947-7-1, DIN EN 0603-3-1

IEC	UL	CSA	EN 60079-7
1000	600	600	
101	85	90	
25	AWG 16...4	AWG 16...4	
8 kV / 3			
III / V-0			

Rated connection
2.5...25 / 2.5...25
4...25 / 4...25
1.5...16
2.5...16
19 / M6 (+/- PZ2)
19 / M6 (+/- PZ2)
see appendix at the end of the chapter

Type	Qty.	Order No.
WPD 401 2X25/2X16 4XGY	1	1561800000
WPD 401 2X25/2X16 3XGY/1XBL	1	1562130000

Type	Qty.	Order No.
WEW 35/2	100	1061200000
AEB 35 SC/1	50	1991920000
SDK PZ2 X 100	1	2749450000

WPD 501 — 25 mm²

88.8 / 49.3 / 55.7
101 / 25
1.5...25

IEC 60947-7-1, DIN EN 0603-3-1

IEC	UL	CSA	EN 60079-7
1000	600	600	
101	85	90	
25	AWG 16...4	AWG 16...4	
8 kV / 3			
III / V-0			

Rated connection
2.5...25 / 2.5...25
4...25 / 4...25
1.5...16
2.5...16
19 / M6 (+/- PZ2)
19 / M6 (+/- PZ2)
see appendix at the end of the chapter

Type	Qty.	Order No.
WPD 501 2X25/2X16 5XGY	1	1561750000
WPD 501 2X25/2X16 1XGN/3XGY/1XBL	1	1562140000

Type	Qty.	Order No.
WEW 35/2	100	1061200000
AEB 35 SC/1	50	1991920000
SDK PZ2 X 100	1	2749450000

Power distribution
Screw connection

Conductor connection data according to VDE 0603-2 (Cu), IEC 61238-1 Class A (Al)

OInput (x2) / Output (x2)	Copper		Aluminium
2x35 mm² (round conductor)			
25 mm²	3,5 Nm		4 Nm
16 mm²		3,5 Nm	
10 mm²			
6 mm²			
4 mm²			
2.5 mm²			
1.5 mm²			
Stripping lengths	19 mm		
screw	M6 (+/- PZ2)		

OInput (x2) / Output (x2)	Copper		Aluminium
2x16 mm² (round conductor)			
35 mm²			
25 mm²	2,5 Nm		4 Nm
16 mm²		2,5 Nm	
10 mm²			
6 mm²			
4 mm²			
2.5 mm²			
Stripping lengths	19 mm		
screw	M6 (+/- PZ2)		

Mehrdrähtig Eindrähtig Feindrähtig mit Aderendhülse

UL Rating data according to UL 1059

Certificate no. (UR)	XCFR2.E60693				
	connection point A				CP** B
Input (line)	Copper		Aluminium		Copper
AWG 2/0	88.5 Lb In.		120.4 Lb In.		
AWG 1/0		88.5 Lb In.		100 Lb In.	
AWG 2					
AWG 4					
AWG 6					
AWG 8					
AWG10					
Flat band 15.5x3.2 mm					17.4 Lb In.
max. current	160 A	150 A	135 A	120 A	160 A
Voltage size B,C (UR)	600 V				
** CP - connection point					

CSA rating data according to CSA 22.2 No. 158

Certificate No. (cURus)	XCFR8.E60693	
Voltage size B,C (cURus) - Cu	600 V	
	Current size B,C (cURus) - CU / CU / Tightening torque	
	Line	Load
AWG 4	90 A / 2,5 Nm	65 A / 2,1 Nm
AWG 6		
AWG 8		
AWG 10		
AWG 12		
AWG 14		
AWG 16		

Voltage size C (cURus) - AL	600 V
	Current size B,C (cURus) - AL / AL / Tightening torque
	Line	Load
AWG 4	65 A / 4 Nm	
AWG 6	50 A / 4 Nm	65 A / 4 Nm
AWG 8		
AWG 10		
AWG 12		
AWG 14		
AWG 16		

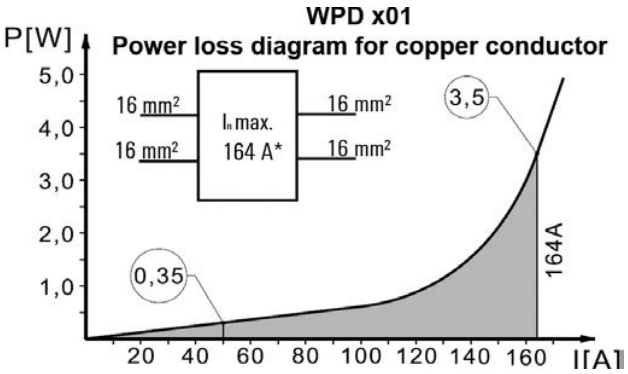

*max. current at 2 x 16 mm² (according to IEC)