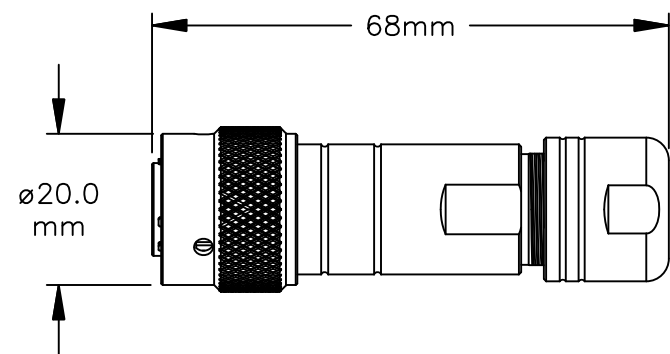


| REVISIONS | | | | | |
|-----------|-----|------------------------|------|----|------|
| REV | ECD | DESCRIPTION | DATE | BY | APPR |
| 01 | - | RELEASE NEW DWG FORMAT | - | - | - |



ASSEMBLED VIEW

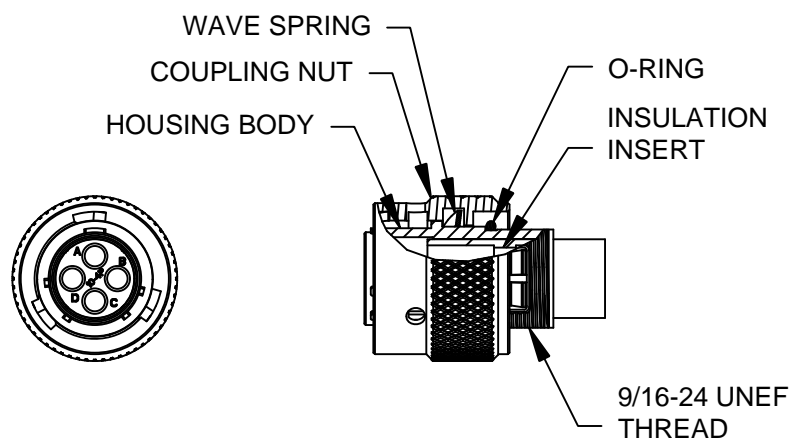
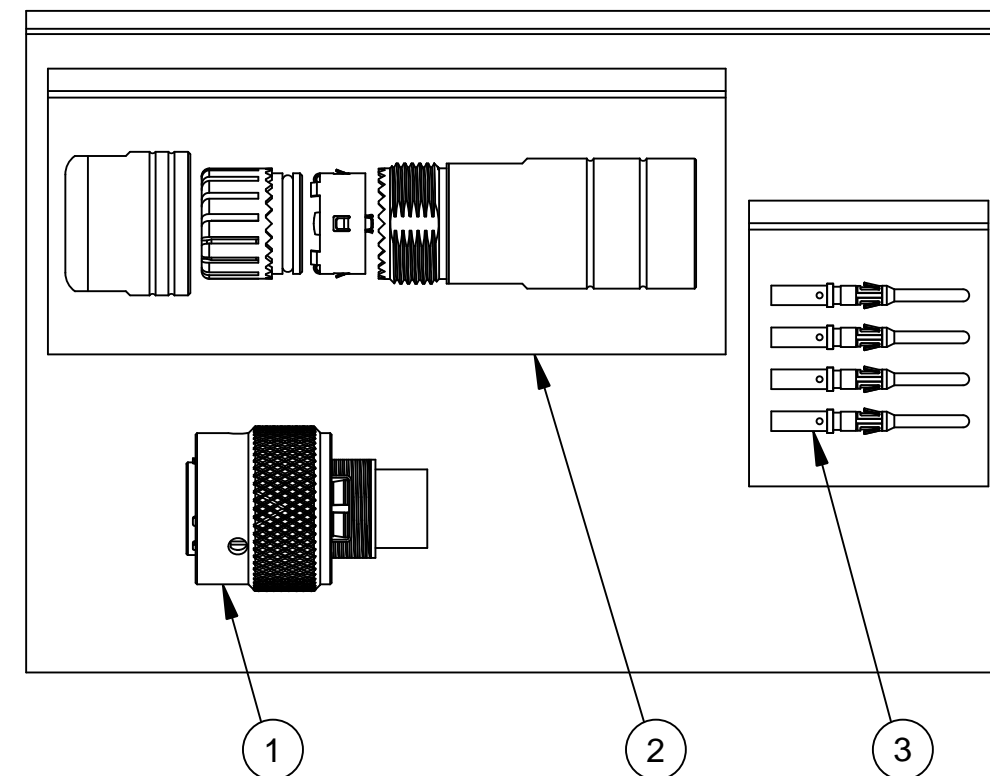


ILLUSTRATION: COMPLETE KIT



NOTES:

- 1) CORD GRIP RANGE: 3mm TO 6.5mm
- 2) CONTACT BARREL RANGE: 16AWG TO 18AWG
- 3) RECOMMENDED CRIMP TOOLS:
HAND CRIMPER: MFX-3959
PNEUMATIC CRIMPER: MFX-3960
- 4) EXTRACTION TOOL: QXRT16
- 5) MATERIALS:
HOUSING BODY: ZINC DIE CAST, NICKEL PLATED
COUPLING NUT: ALUMINUM ALLOY, NICKEL PLATED
WAVE SPRING: STAINLESS STEEL
INSULATION INSERT: PA66, UL94/V-0
CONTACT: BRASS, GOLD FLASH PLATED
SEAL AND O-RING: NBR (NITRILE BUTADIENE RUBBER)
- 6) ELECTRICAL DATA:
 - a) CURRENT (MAX): 13A
 - b) VOLTAGE (MAX): 250V AC/DC
 - c) INSULATION RESISTANCE (MIN): 5000M OHMS
 - d) TEST VOLTAGE (BETWEEN CONTACTS): 3050V

7) TECHNICAL DATA:

- a) TEMPERATURE RANGE: -40°C TO 105°C
- b) PROTECTION: IP67 (MATED CONDITION)
- c) MATING CYCLES: >500
- d) VIBRATION RESISTANCE PER MIL-STD-202 METHOD 204
- e) THERMAL SHOCK PER MIL-STD-202 METHOD 207
- f) 48 HOUR SALT SPRAY PER MIL-STD-202 METHOD 101

8) RoHS COMPLIANT

| QUANTITY | PART NUMBER | DESCRIPTION | ITEM |
|----------|--------------|-----------------------|------|
| 4 | MP16M23F | CONTACT, PIN, SIZE 16 | 3 |
| 1 | RT0L-10CG-S1 | CORD GRIP | 2 |
| 1 | RT06104PNH | CONNECTOR | 1 |

MATERIALS LIST

| | | | | | | | | |
|--|--|------------|-----|---------|---|-------------|---------------------|----------------------------|
| UNLESS OTHERWISE SPECIFIED | | SIGNATURES | | DATE | <h1 style="text-align: center;">Amphenol</h1> <p style="text-align: center;">Sine Systems - www.amphenol-sine.com 44724 Morley Drive Clinton Township, MI 48036</p> <p style="text-align: center; font-weight: bold;">KIT, ECO-MATE</p> | | | |
| 1) All dimensions are in metric(mm). | | DRAWN: | MRF | 10SEP13 | | | | |
| 2) Tolerances are as follows: | | CHECKED: | | | | | | |
| 1 PL DEC ±0.30 2 PL DEC ±0.15 3 PL DEC ±0.08 | | ENGINEER: | | | | | | |
| 3) Note reference = | | APPROVAL: | | | <p style="text-align: center;">THIS DRAWING IS SUPPLIED FOR INFORMATION ONLY. DESIGN FEATURES, SPECIFICATIONS AND PERFORMANCE DATA SHOWN HEREON ARE THE PROPERTY OF THE AMPHENOL CORPORATION. NO RIGHTS OF REPRODUCTION ARE IMPLIED. ALL DIMENSIONS ARE SUBJECT TO NORMAL MANUFACTURING VARIATIONS.</p> | | | |
| MATERIAL SPECIFICATIONS: | | CUSTOMER: | | | SIZE | TYPE | DWG NO. | REVISION |
| PROCESS SPECIFICATIONS: | | | | | B | C- | RT06104PNH-K | 01 |
| NEXT ASSY: | | | | | SCALE: | NONE | | SHEET 1 OF 1 |

TITLE:

KIT, ECO-MATE

DWG NO:

REV: 01

SH: 1

DF: 1