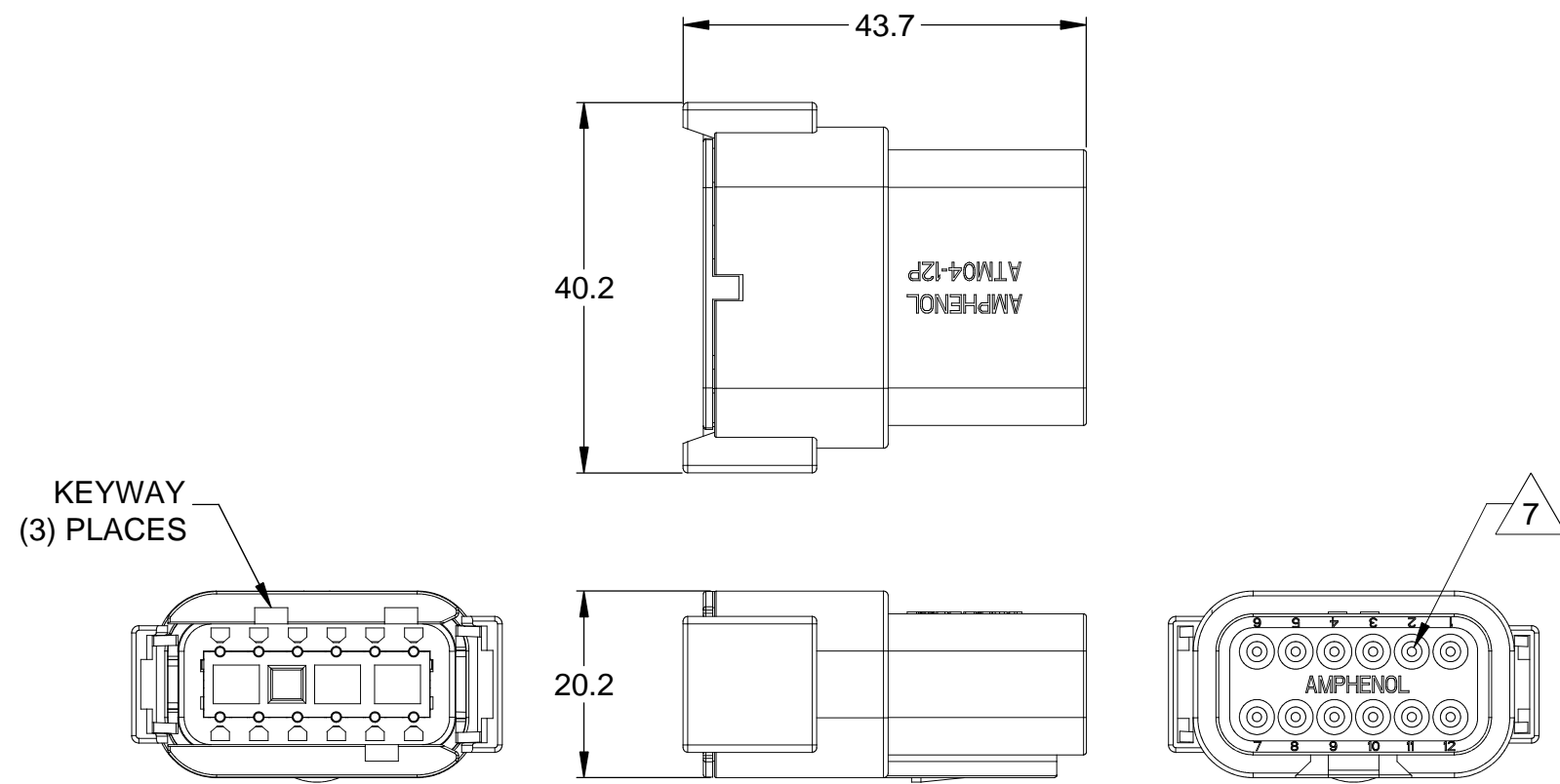
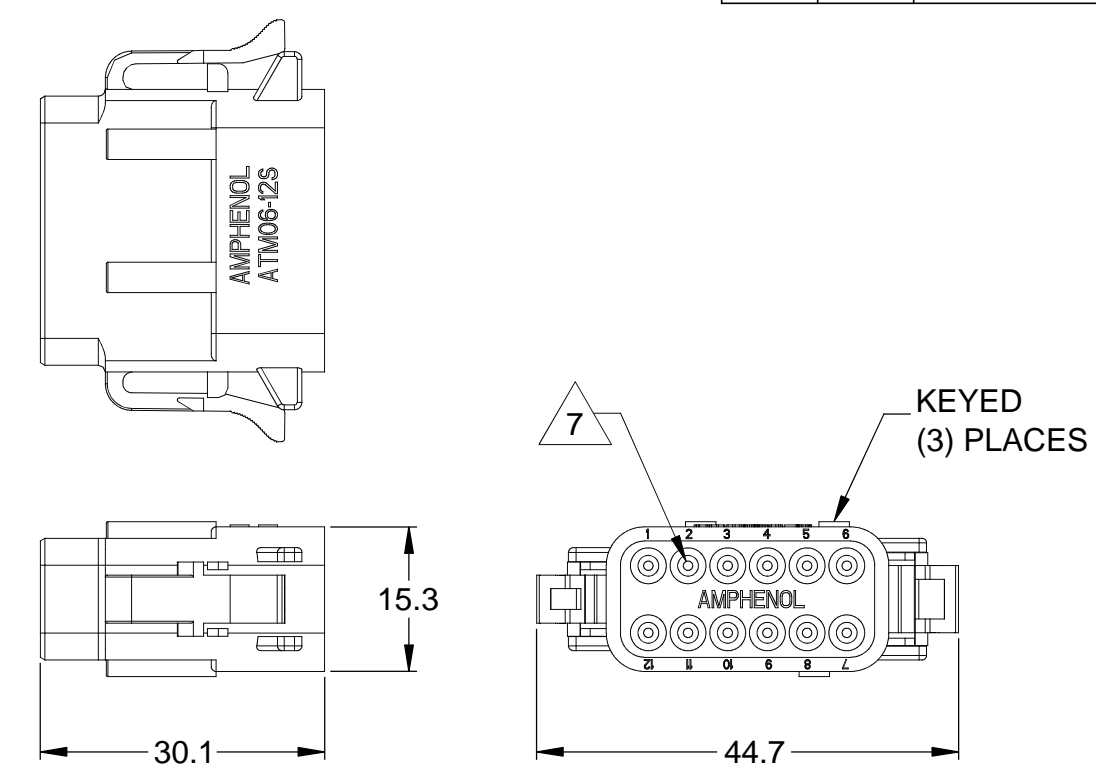


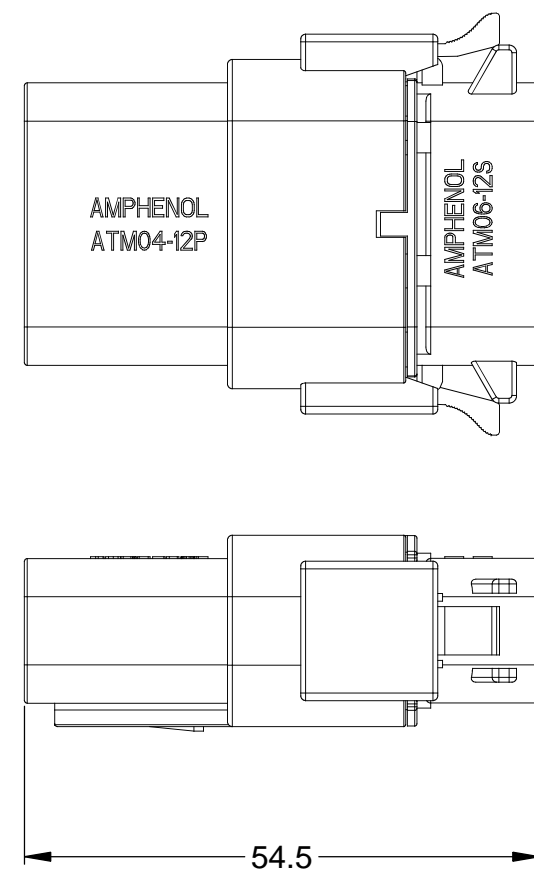
REVISIONS					
REV	ECO	DESCRIPTION	DATE	BY	APPR
A	-	RELEASE	03/OCT/13	DRP	-



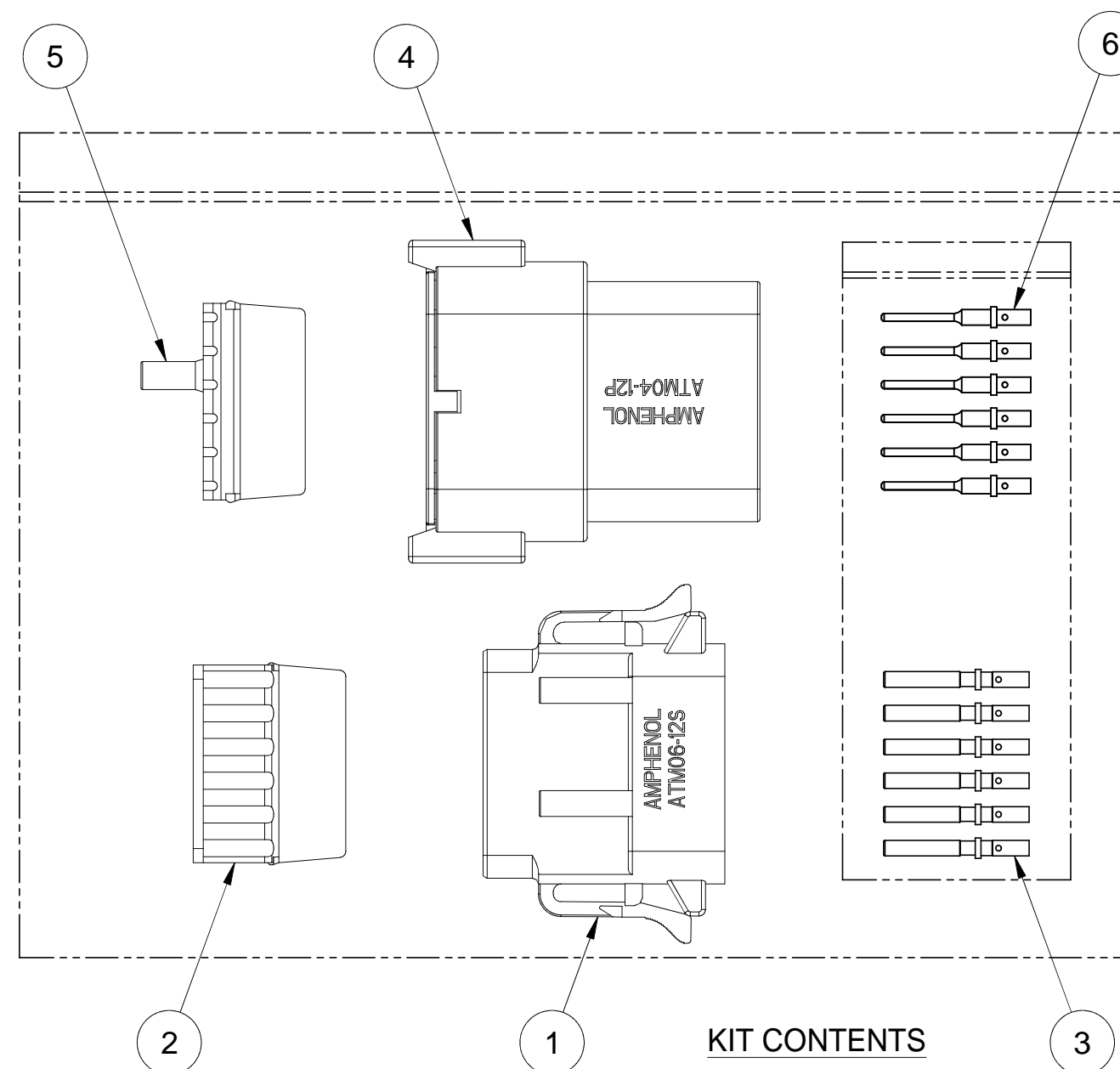
REFERENCE DIMENSIONS - ASSEMBLED RECEPTACLE



REFERENCE DIMENSIONS - ASSEMBLED PLUG



ASSEMBLED PLUG AND RECEPTACLE



KIT CONTENTS

NOTES: UNLESS OTHERWISE SPECIFIED

- MATERIAL:
HOUSING: THERMOPLASTIC; COLOR: GREY
WEDGELOCK: THERMOPLASTIC; COLOR: ORANGE
SEALS: SILICONE RUBBER
CONTACTS: COPPER ALLOY; NICKEL PLATED
- SPECIFICATIONS:
2.1 CURRENT RATING: 7.5 AMPS
2.2 OPERATING TEMPERATURE: -55°C TO +125°C
2.3 DIELECTRIC WITHSTANDING VOLTAGE: LESS THAN 2 MILLIAMPS CURRENT LEAKAGE @ 1500 VOLTS AC.
2.4 INSULATION RESISTANCE: 1000 MEGOHMS MIN @ 25°C.
2.5 CONTACT MILLIVOLT DROP: 60 MILLIVOLT DROP @ 7.5 AMP TEST CURRENT.
2.6 MOISTURE RESISTANCE: IP67 (MATED CONDITION)
2.7 CONNECTOR MATING CYCLE DURABILITY: 100 CYCLES

- AVAILABLE HAND CRIMPER: CA-5D12
- ALL COMPONENTS ARE RoHS COMPLIANT.
- ALL DIMENSIONS ARE FOR REFERENCE USE ONLY.

- WIRE RANGE OF CONTACTS INCLUDED IN KIT: 20 - 22 AWG
- CONTACT SIZE AND REAR SEAL WIRE RANGE:

CONTACT SIZE	MIN. INSUL. O.D.	MAX. INSUL. O.D.	TYPICAL WIRE RANGE
20	1.35 mm (.053 in)	3.05 mm (.120 in)	16 - 22 AWG

6	12	AT60-202-20141	CONTACT, PIN, SOLID, SIZE 20, 20 - 22 AWG	6
	1	AWM-12P	P-WEDGELOCK, 12 POSITION, ATM SERIES	5
	1	ATM04-12PA	RECEPTACLE, 12 POSITION, ATM SERIES	4
6	12	AT62-201-20141	CONTACT, SOCKET, SOLID, SIZE 20, 20-22 AWG	3
	1	AWM-12S	S-WEDGELOCK, 12 POSITION, ATM SERIES	2
	1	ATM06-12SA	PLUG, 12 POSITION, ATM SERIES	1
	QUANTITY	PART NUMBER	DESCRIPTION	ITEM

MATERIALS LIST			
UNLESS OTHERWISE SPECIFIED 1) All dimensions are in metric(mm). 2) Tolerances are as follows: 1 PL DEC ±0.30 Fractions ±1/64 2 PL DEC ±0.15 Angles ±1° 3 PL DEC ±0.08		SIGNATURES DRAWN: D. PARKS CHECKED: ENGINEER: APPROVAL:	DATE 03/OCT/13
MATERIAL SPECIFICATIONS: PROCESS SPECIFICATIONS: NEXT ASSY:		<p>Amphenol</p> <p>Sine Systems - www.amphenol-sine.com 44724 Morley Drive Clinton Township, MI 48036</p> <p>KIT, ATM SERIES, 12 POSITION PLUG, RECEPTACLE, CONTACTS, AND WEDGELOCKS</p> <p>THIS DRAWING IS SUPPLIED FOR INFORMATION ONLY. DESIGN FEATURES, SPECIFICATIONS AND PERFORMANCE DATA SHOWN HEREON ARE THE PROPERTY OF THE AMPHENOL CORPORATION. NO RIGHTS OF REPRODUCTION ARE IMPLIED. ALL DIMENSIONS ARE SUBJECT TO NORMAL MANUFACTURING VARIATIONS.</p>	
SIZE C	TYPE C-	DWG NO: ATM12PS-CKIT	REVISION A
SCALE NONE	SHEET 1 OF 1		