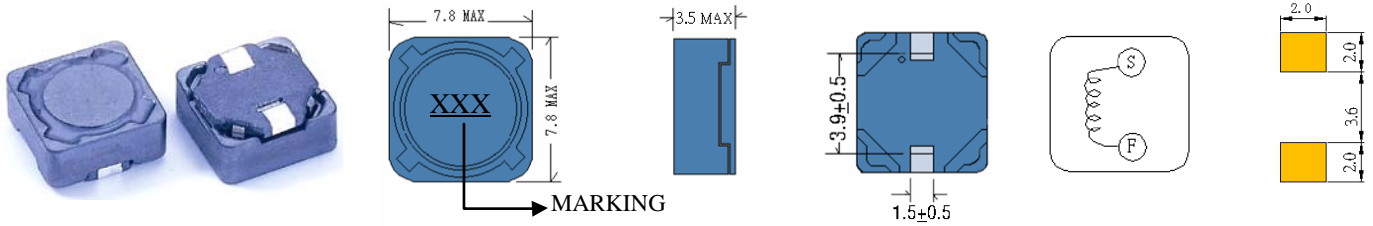


SCRH73B

SMD POWER INDUCTORS



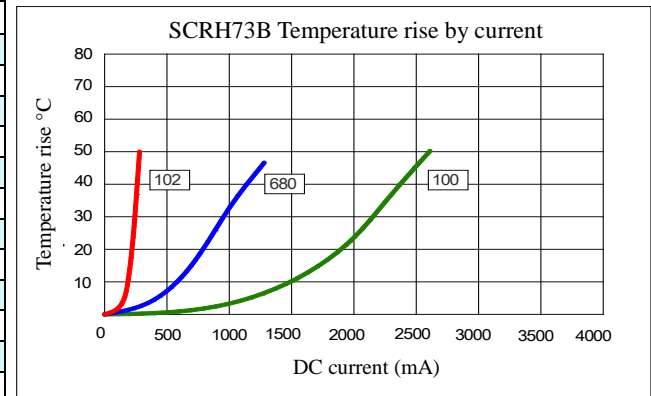
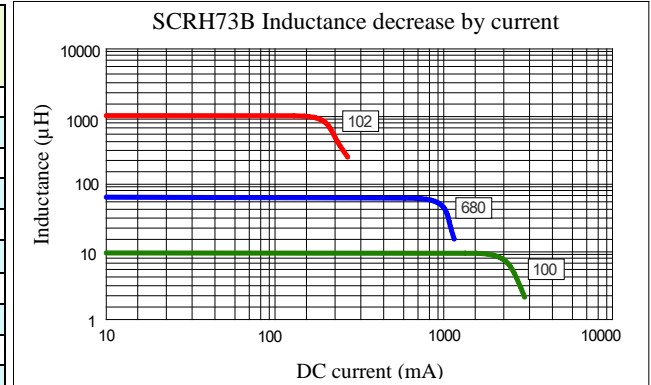
• Features

1. Magnetically shielded construction
2. Excellent Power Density
3. Engineered to Provide High Efficiency



CHARACTERISTICS

Part Number	Inductance (uH) (1)	Test Frequency	DC Resistance (Ω MAX) (2)	Saturation Current ⁽³⁾ (A)	Temperature Current ⁽⁴⁾ (A)
SCRH73B-100	10	1KHZ	72m	1.68	1.68
SCRH73B-120	12	1KHZ	98m	1.52	1.52
SCRH73B-150	15	1KHZ	0.13	1.33	1.46
SCRH73B-180	18	1KHZ	0.14	1.20	1.44
SCRH73B-220	22	1KHZ	0.19	1.07	1.28
SCRH73B-270	27	1KHZ	0.21	0.96	1.26
SCRH73B-330	33	1KHZ	0.24	0.91	1.18
SCRH73B-390	39	1KHZ	0.32	0.77	1.00
SCRH73B-470	47	1KHZ	0.36	0.76	0.91
SCRH73B-560	56	1KHZ	0.47	0.68	0.81
SCRH73B-680	68	1KHZ	0.52	0.61	0.79
SCRH73B-820	82	1KHZ	0.69	0.57	0.74
SCRH73B-101	100	1KHZ	0.79	0.50	0.65
SCRH73B-121	120	1KHZ	0.89	0.49	0.63
SCRH73B-151	150	1KHZ	1.29	0.43	0.55
SCRH73B-181	180	1KHZ	1.45	0.39	0.51
SCRH73B-221	220	1KHZ	1.65	0.35	0.46
SCRH73B-271	270	1KHZ	2.31	0.32	0.45
SCRH73B-331	330	1KHZ	2.62	0.28	0.40
SCRH73B-391	390	1KHZ	2.94	0.26	0.37
SCRH73B-471	470	1KHZ	4.18	0.24	0.34
SCRH73B-561	560	1KHZ	4.67	0.22	0.31
SCRH73B-681	680	1KHZ	5.73	0.19	0.27
SCRH73B-821	820	1KHZ	6.54	0.18	0.27
SCRH73B-102	1000	1KHZ	9.44	0.16	0.23



- (1). Inductance tolerance $\pm 20\%$ tested at 0.25V, 0ADC and 25°C
- (2). DCR measured at 25°C.
- (3). The DC current at which the inductance decreases by 25% from its initial value.
- (4). The DC current that results in a 40°C temperature rise from 25°C ambient.

[Click here for QUANTITY PER REEL & PACKING INFORMATION](#)

Custom versions available upon request.

© 2019 Signal Transformer – Specification subject to change without notice. 12.19



belfuse.com/signal

128 Atlantic Avenue, Lynbrook, NY 11563
Toll Free 866-239-5777 • Tel 516-239-5777 • Fax 516-239-7208
Sales@signaltransformer.com • techhelp@signaltransformer.com