



T H E R M O M E T R I C S
A C O M M I T M E N T T O E X C E L L E N C E

ZTP-115

Thermopile IR Sensor



This thermopile sensor is used for non-contact surface temperature measuring. The ZTP-115 model consists of thermo-elements, flat IR filter, a thermistor for temperature compensation and a hermetically-sealed small-size package. There is also a variety of filters available to maximize performance in specific applications

Applications

- Patient monitoring
- Ear & Tympanic thermometers
- Occupancy detection
- HVAC
- Appliance

Features

- Non-contact measurement
- Wider surface area measurement
- Small-size sensor package
- Included ambient temperature (thermistor) sensor for compensation
- High sensitivity
- Fast response time
- Low cost
- RoHS compliant

Amphenol
Advanced Sensors

Specifications

Thermopile Chip

Parameter	Limits			Units	Condition
	Min	Typ	Max		
Chip Size		1.8 × 1.8		mm ²	
Diaphragm Size		1.0 × 1.0		mm ²	
Active Area		0.5 × 0.5		mm ²	
Internal Resistance	35	50	65	kΩ	25°C
Resistance T.C			0.15	%/°C	
Responsivity	42	60	78	V/W	500K, 1 Hz
Responsivity T.C		-0.10		%/°C	
Noise Voltage		30		nV rms	R.M.S., 25°C
NEP		0.50		nW/Hz ^{1/2}	500K, 1 Hz
Detectivity		1.00 E08		cmHz ^{1/2} /W	500K, 1 Hz
Time Constant		20		ms	

Thermistor for Temperature Compensation

Parameter	Limits			Units	Condition
	Min	Typ	Max		
Resistance	9.7	10	10.3	kΩ	Tol. :3%, @25°C
Beta - Value	3930	3970	4010	K	Tol. :1%, Defined at 25°C/85°C

Absolute Maximum Ratings

Operating Temperature

-20°C ~ 100°C

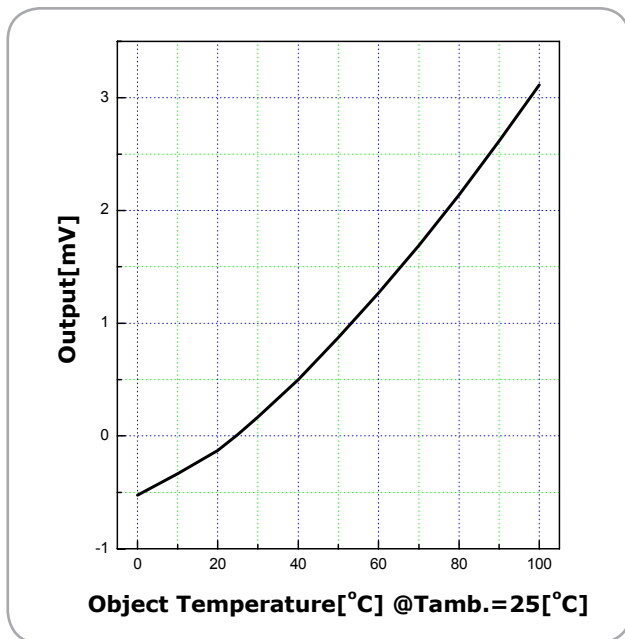
Storage Temperature

-40°C ~ 120°C

Thermistor Resistance (R-T Table)

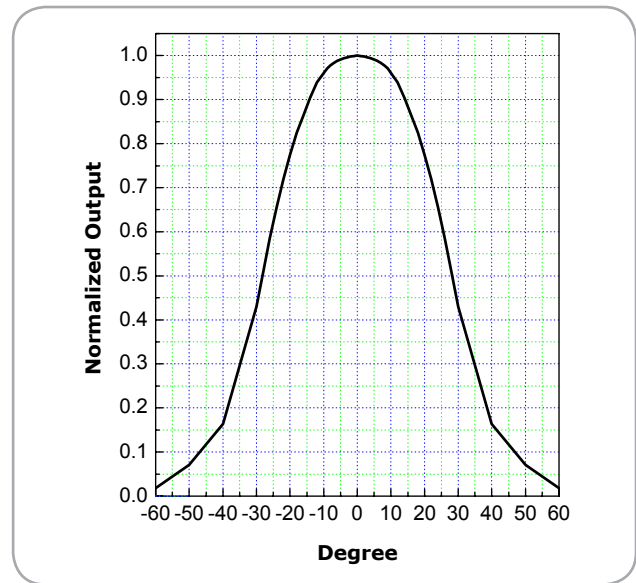
T ambient (° C)	Rmin (kΩ)	Rcent (kΩ)	Rmax (kΩ)
-40	267	284.7	303.2
-35	197.2	209.6	222.5
-30	147.1	155.9	165
-25	110.8	117.1	123.6
-20	84.16	88.68	93.35
-15	64.46	67.73	71.11
-10	49.74	52.13	54.59
-5	38.65	40.41	42.21
0	30.24	31.54	32.86
5	23.81	24.77	25.75
10	18.86	19.58	20.3
15	15.03	15.56	16.1
20	12.04	12.44	12.84
25	9.7	10	10.3
30	7.823	8.082	8.342
35	6.342	6.566	6.791
40	5.168	5.361	5.557
45	4.233	4.4	4.569
50	3.484	3.629	3.776
55	2.882	3.007	3.135
60	2.396	2.504	2.615
65	2.0009	2.095	2.192
70	1.679	1.7612	1.8458
75	1.4153	1.4871	1.5612
80	1.1984	1.261	1.3264
85	1.0193	1.0745	1.1317
90	0.8707	0.9193	0.9697
95	0.7469	0.7898	0.8344
100	0.6433	0.6812	0.7208
105	0.5562	0.5899	0.625

Sensitivity

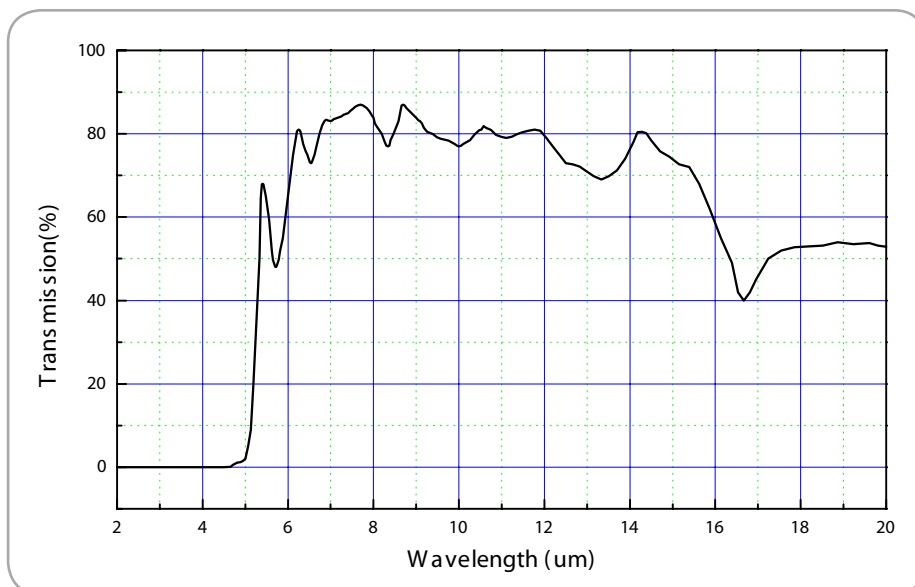


Field of View

Parameter	Limits		Units	Condition
	Min	Typ		
Field of View	50	55	60	50% of Maximum Output



Filter Transmission Data



Outline of Sensor Packaging and Pin Arrangement (unit: mm)

