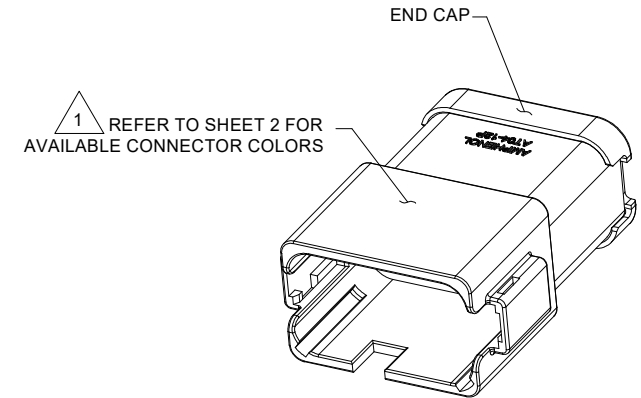
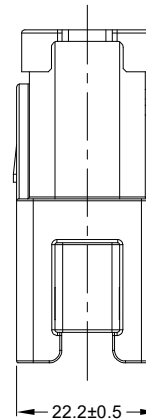
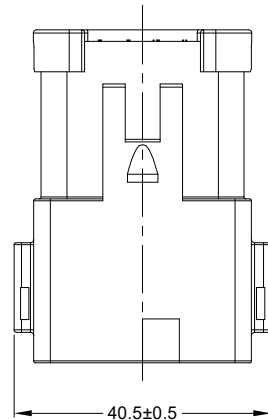
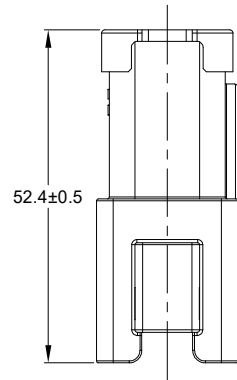
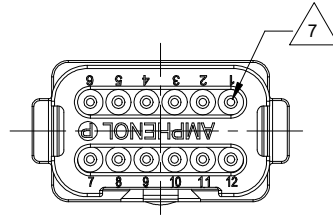


REVISIONS					
REV	ECO	DESCRIPTION	DATE	BY	APPR
A3	-	RELEASE NEW DRAWING FORMAT	03JAN14	JARRY	-
A4	C1403S	UPDATE THE APPEARANCE	11NOV21	LOUIE	TOMMY



NOTES: UNLESS OTHERWISE SPECIFIED

1 SEE SHEET 2 FOR KEY ARRANGEMENTS AND COLORS.

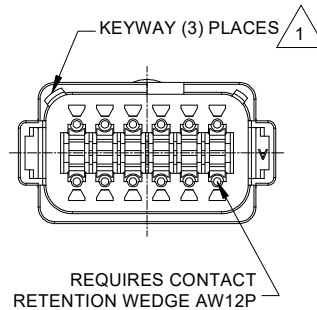
2. MATERIAL:  
HOUSING: THERMOPLASTIC  
SEAL: SILICONE RUBBER

3. MODIFICATIONS: END CAP

4. SPECIFICATIONS:  
4.1 CURRENT RATING: 13 AMPS  
4.2 OPERATING TEMPERATURE: -55°C TO +125°C  
4.3 DIELECTRIC WITHSTANDING VOLTAGE: LESS THAN 2 MILLIAMPS CURRENT LEAKAGE @ 1500 VOLTS AC.  
4.4 INSULATION RESISTANCE: 1000 MEGOHMS MIN @ 25°C.  
4.5 MOISTURE RESISTANCE: IP69K&IP68 ( 1M OF WATER FOR A PERIOD OF 24 HOURS, MATED CONDITION )  
4.6 MATING CYCLE DURABILITY: 100 CYCLES  
4.7 RoHS COMPLIANT

5. MATING PART: AT06-12SX\* PLUG  
( X = A,B,C,D KEYS; \* = MODIFICATIONS AND COLORS )

6. ALL DIMENSIONS ARE FOR REFERENCE USE ONLY.



7 CONTACT SIZE AND REAR SEAL WIRE RANGE:

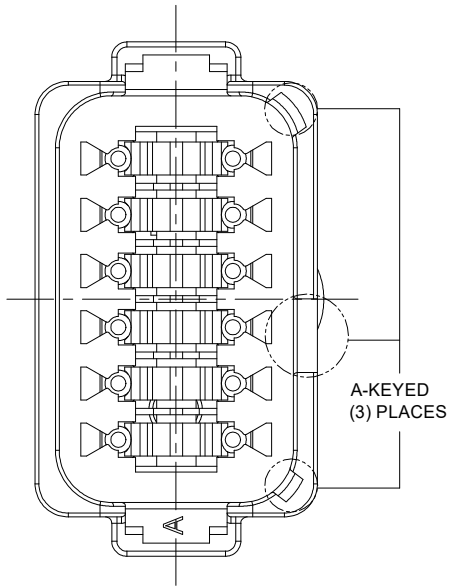
CONTACT SIZE	MIN. INSUL O.D.	MAX. INSUL O.D.	TYPICAL WIRE RANGE
16	2.24 mm (.088 in)	3.68 mm (.145 in)	14 - 20 AWG

SEE SHEET 2		PART NUMBER		DESCRIPTION		ITEM
QUANTITY		MATERIALS LIST		REF: DT04-12PA-BE02, DT04-12PB-BE02, DT04-12PC-BE02, DT04-12PD-BE02, DT04-12PA-BE03		
UNLESS OTHERWISE SPECIFIED		SIGNATURES		DATE		
1) All dimensions are in metric(mm).		DRAWN: LOUIE		11NOV21		
2) Tolerances are as follows:		CHECKED: ORION		12NOV21		
1 PL DEC ±0.30		ENGINEER:				
2 PL DEC ±0.15		APPROVAL: TOMMY		15NOV21		
3 PL DEC ±0.08		CUSTOMER:				
3) Note reference =		MATERIAL SPECIFICATIONS:		THIS DRAWING IS SUPPLIED FOR INFORMATION ONLY. DESIGN FEATURES, SPECIFICATIONS AND PERFORMANCE DATA SHOWN HEREON ARE THE PROPERTY OF THE AMPHENOL CORPORATION. NO RIGHTS OF REPRODUCTION ARE IMPLIED. ALL DIMENSIONS ARE SUBJECT TO NORMAL MANUFACTURING VARIATIONS.		
WEIGHT: 20.9g		PROCESS SPECIFICATIONS:		NEXT ASSY:		
		SIZE		TYPE		DWG NO:
		B		C-		AT04-12PX-ECXXX
		SCALE: NONE		REVISION		A4
		SHEET 1		OF 2		

TITLE: RECEPTACLE, 12 PIN, AT SERIES, KEYED, END CAP  
DWG NO.: AT04-12PX-ECXXX  
REV: A4  
SH: 1  
OF: 2

REVISIONS					
REV	ECO	DESCRIPTION	DATE	BY	APPR
A3	-	RELEASE NEW DRAWING FORMAT	03JAN14	JARRY	-
A4	C1403S	UPDATE THE APPEARANCE	11NOV21	LOUIE	TOMMY

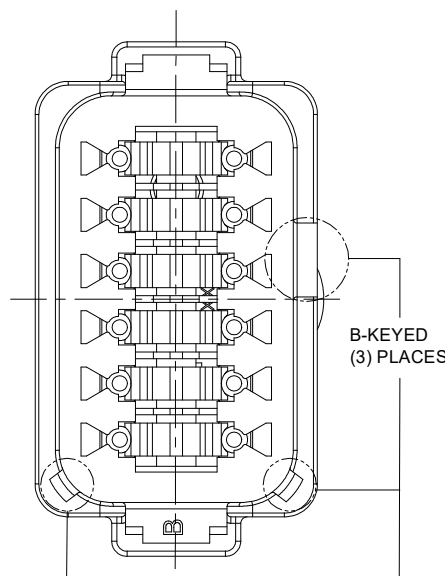
P/N AT04-12PA-EC01  
KEY-A CONFIGURATION  
STANDARD COLOR: GREY



A-KEYED  
(3) PLACES

KEY-A CONFIGURATION	
COLOR	PART NUMBER
* GREY	AT04-12PA-EC01
BLACK	AT04-12PA-ECBLK
GREEN	AT04-12PA-ECGRN
BROWN	AT04-12PA-ECBRN

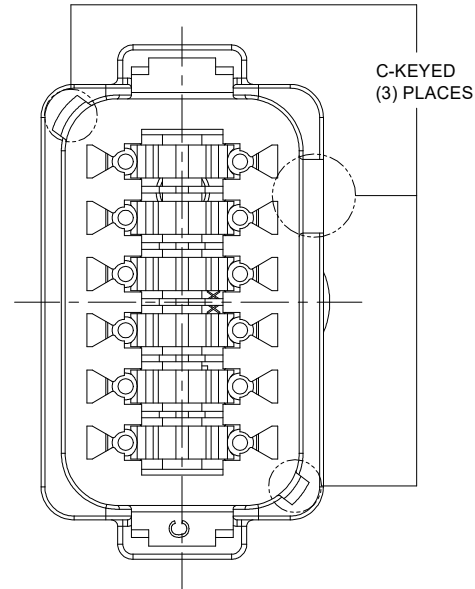
P/N AT04-12PB-EC01  
KEY-B CONFIGURATION  
STANDARD COLOR: BLACK



B-KEYED  
(3) PLACES

KEY-B CONFIGURATION	
COLOR	PART NUMBER
GREY	AT04-12PB-ECGRY
* BLACK	AT04-12PB-EC01
GREEN	AT04-12PB-ECGRN
BROWN	AT04-12PB-ECBRN

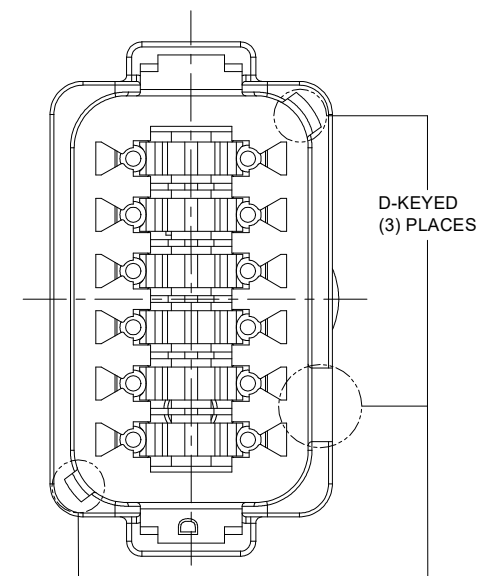
P/N AT04-12PC-EC01  
KEY-C CONFIGURATION  
STANDARD COLOR: GREEN



C-KEYED  
(3) PLACES

KEY-C CONFIGURATION	
COLOR	PART NUMBER
GREY	AT04-12PC-ECGRY
BLACK	AT04-12PC-ECBLK
* GREEN	AT04-12PC-EC01
BROWN	AT04-12PC-ECBRN

P/N AT04-12PD-EC01  
KEY-D CONFIGURATION  
STANDARD COLOR: BROWN



D-KEYED  
(3) PLACES

KEY-D CONFIGURATION	
COLOR	PART NUMBER
GREY	AT04-12PD-ECGRY
BLACK	AT04-12PD-ECBLK
GREEN	AT04-12PD-ECGRN
* BROWN	AT04-12PD-EC01

NOTE:

AN ASTERISKS ( \* ) PLACED BEFORE THE COLOR DENOTES THE STANDARD MOLDED COLOR OF THE CONNECTORS SHOWN ABOVE.

OTHER COLORS SHOWN ARE AVAILABLE VIA SPECIAL ORDER.

QUANTITY	PART NUMBER	DESCRIPTION	ITEM
<b>MATERIALS LIST</b>			
<b>UNLESS OTHERWISE SPECIFIED</b> 1) All dimensions are in metric(mm). 2) Tolerances are as follows: 1 PL DEC ±0.30 2 PL DEC ±0.15 3 PL DEC ±0.08 Fractions ±1/64 Angles ±1° 3) Note reference =		<b>SIGNATURES</b> <b>DATE</b> DRAWN: LOUIE    11NOV21 CHECKED: ORION    12NOV21 ENGINEER: APPROVAL: TOMMY    15NOV21 CUSTOMER:	
MATERIAL SPECIFICATIONS:		 Sine Systems - www.amphenol-sine.com 44724 Morley Drive Clinton Township, MI 48036	
WEIGHT: 20.9g			
PROCESS SPECIFICATIONS:		RECEPTACLE, 12 PIN, AT SERIES, KEYED, END CAP	
NEXT ASSY:			
THIS DRAWING IS SUPPLIED FOR INFORMATION ONLY. DESIGN FEATURES, SPECIFICATIONS AND PERFORMANCE DATA SHOWN HEREON ARE THE PROPERTY OF THE AMPHENOL CORPORATION. NO RIGHTS OF REPRODUCTION ARE IMPLIED. ALL DIMENSIONS ARE SUBJECT TO NORMAL MANUFACTURING VARIATIONS.		SIZE: <b>B C-</b> SCALE: NONE	DWG NO: <b>AT04-12PX-ECXXX</b> REVISION: <b>A4</b>
		SHEET 2 OF 2	

TITLE: RECEPTACLE, 12 PIN, AT SERIES, KEYED, END CAP  
 DWG NO: AT04-12PX-ECXXX  
 REV: A4  
 SH: 2  
 OF: 2