REVISIONS					
REV	ECO	DESCRIPTION	DATE	BY	APPR
A1	--	RELEASED DRAWING	JUN-14-16	JARRY	TOMMY
A2	--	UPDATE TECHNICAL PARAMETERS	Jun-22-2017	Nick	TOMMY
A3	--	UPDATE DRAWING	Mar-20-2018	White	Tommy

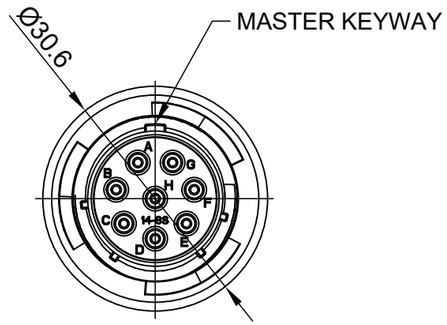

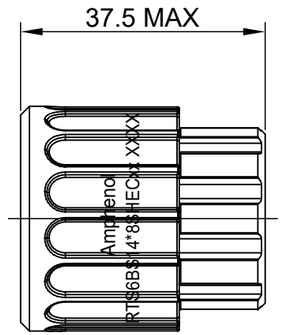

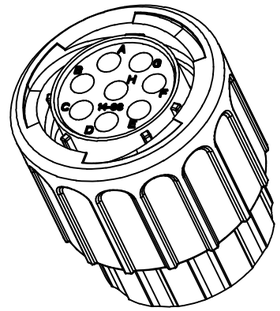

NOTES : (UNLESS OTHERWISE SPECIFIED)

1. MATERIAL :
   - SHELL : THERMOPLASTIC , UL94 V-0.
   - INSERT : THERMOPLASTIC , UL94 V-0.
   - COUPLING NUT : THERMOPLASTIC , UL94 V-0.
   - O-RING : NBR OR SILICONE RUBBER.
   - WASHER : SILICONE RUBBER.
   - END CAP : THERMOPLASTIC , UL94 V-0.
   - PLASTIC RING : THERMOPLASTIC , UL94 V-0.
   - WIRE SEAL: SILICONE RUBBER.
2. SPECIFICATIONS :
   - 2.1 RATED CURRENT : 13A (MAX).
   - 2.2 RATED VOLTAGE : 500V(AC/DC).
   - 2.3 OPERATING TEMPERATURE : SEE TABLE.
   - 2.4 DIELECTRIC WITHSTANDING VOLTAGE : LESS THAN 2 MILLIAMPS CURRENT LEAKAGE@2000 VOLTS AC.
   - 2.5 INSULATION RESISTANCE : 5000 MEGOHMS MIN.
   - 2.6 IP CLASS : IP67 AND IP69K IN THE MATED CONDITION, WIRE SEALS FULLY POPULATED.
   - 2.7 MATING CYCLES DURABILITY : 500 CYCLES MIN.
   - 2.8 RoHS COMPLIANT.
3. SUITABLE CONTACTS : 16# CONTACT.
4. ALL DIMENSIONS ARE FOR REFERENCE USE ONLY.

SEALING PLUGS CAN BE PURCHASED SEPARATELY

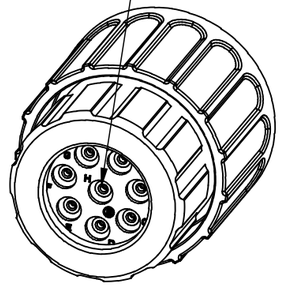

KEY	PART NUMBER	
	-40°C ~ 105°C	-40°C ~ 125°C
N	RTS6BS14N8SHEC	RTS6BS14N8SHEC03

5. CONTACT SIZE AND REAR SEAL WIRE RANGE :

CONTACT SIZE	MIN. INSUL O.D.	MAX. INSUL O.D.	WIRE RANGE
16#	Ø2.0MM	Ø3.2MM	14 - 24AWG

QUANTITY	PART NUMBER	DESCRIPTION	ITEM

MATERIALS LIST

UNLESS OTHERWISE SPECIFIED
1) All dimensions are in metric(mm).
2) Tolerances are as follows:
1 PL DEC ±0.30 | Fractions ±1/64
2 PL DEC ±0.15 | Angles ±1°
3 PL DEC ±0.08
3) Note reference = X

MATERIAL SPECIFICATIONS:

PROCESS SPECIFICATIONS:

NEXT ASS'Y:

SIGNATURES		DATE
DRAWN:	White	Mar-20-2018
CHECKED:	Tod	Mar-20-2018
ENGINEER:		
APPROVAL:	Tommy	Mar-20-2018
CUSTOMER:		

THIS DRAWING IS SUPPLIED FOR INFORMATION ONLY. DESIGN FEATURES, SPECIFICATIONS AND PERFORMANCE DATA SHOWN HEREON ARE THE PROPERTY OF THE AMPHENOL CORPORATION. NO RIGHTS OF REPRODUCTION ARE IMPLIED. ALL DIMENSIONS ARE SUBJECT TO NORMAL MANUFACTURING VARIATIONS.

Amphenol
Sine Systems - www.amphenol-sine.com
44724 Morley Drive
Clinton Township, MI 48036

ECO-MATE,PLUG,END CAP,
SIZE 14,8POS,SOCKET

SIZE	TYPE	DWG NO:	REVISION
B	C-	RTS6BS14*8SHECxx	A3

SCALE: NONE SHEET 1 OF 1

TITLE: ECO-MATE,PLUG,END CAP,SIZE 14,8POS,SOCKET
DWG NO: RTS6BS14*8SHECxx
REV: A3
SH: 1
OF: 1

ecomate® RM/RSSM/Aquarius™ - Contact Size 16 Options

Crimp Contacts, Machined				
Part Number		AWG	Wire Range (mm²)	Plating
Male	Female			
MP14M23F	MS14M23F	14	2.0-2.5	Gold Flash
MP14M23G5	MS14M23G5	14	2.0-2.5	Gold 5µ"
MP14M23G10	MS14M23G10	14	2.0-2.5	Gold 10µ"
MP14M23G15	MS14M23G15	14	2.0-2.5	Gold 15µ"
MP14M23G30	MS14M23G30	14	2.0-2.5	Gold 30µ"
MP16M23F	MS16M23F	18-16	0.75-1.5	Gold Flash
MP16M23G5	MS16M23G5	18-16	0.75-1.5	Gold 5µ"
MP16M23G10	MS16M23G10	18-16	0.75-1.5	Gold 10µ"
MP16M23G15	MS16M23G15	18-16	0.75-1.5	Gold 15µ"
MP16M23G30	MS16M23G30	18-16	0.75-1.5	Gold 30µ"
MP20M23F	MS20M23F	22-20	0.34-0.50	Gold Flash
MP20M23G5	MS20M23G5	22-20	0.34-0.50	Gold 5µ"
MP20M23G10	MS20M23G10	22-20	0.34-0.50	Gold 10µ"
MP20M23G15	MS20M23G15	22-20	0.34-0.50	Gold 15µ"
MP20M23G30	MS20M23G30	22-20	0.34-0.50	Gold 30µ"
MP24M23F	MS24M23F	26-24	0.14-0.25	Gold Flash
MP24M23G5	MS24M23G5	26-24	0.14-0.25	Gold 5µ"
MP24M23G10	MS24M23G10	26-24	0.14-0.25	Gold 10µ"
MP24M23G15	MS24M23G15	26-24	0.14-0.25	Gold 15µ"
MP24M23G30	MS24M23G30	26-24	0.14-.025	Gold 30µ"

Crimp Contacts, Stamped & Formed				
Part Number		AWG	Wire Range (mm²)	Plating
Male	Female			
SP14M2F	SS14M2F	14	2.0-2.5	Gold Flash
SP14M2G5	SS14M2G5	14	2.0-2.5	Gold 5µ"
SP14M2G10	SS14M2G10	14	2.0-2.5	Gold 10µ"
SP14M2G15	SS14M2G15	14	2.0-2.5	Gold 15µ"
SP14M2G30	SS14M2G30	14	2.0-2.5	Gold 30µ"
SP16M2F	SS16M2F	18-16	0.75-1.5	Gold Flash
SP16M2G5	SS16M2G5	18-16	0.75-1.5	Gold 5µ"
SP16M2G10	SS16M2G10	18-16	0.75-1.5	Gold 10µ"
SP16M2G15	SS16M2G15	18-16	0.75-1.5	Gold 15µ"
SP16M2G30	SS16M2G30	18-16	0.75-1.5	Gold 30µ"
SP20M2F	SS20M2F	22-20	0.34-0.50	Gold Flash
SP20M2G5	SS20M2G5	22-20	0.34-0.50	Gold 5µ"
SP20M2G10	SS20M2G10	22-20	0.34-0.50	Gold 10µ"
SP20M2G15	SS20M2G15	22-20	0.34-0.50	Gold 15µ"
SP20M2G30	SS20M2G30	22-20	0.34-0.50	Gold 30µ"
SP24M2F	SS24M2F	26-24	0.14-0.25	Gold Flash
SP24M2G5	SS24M2G5	26-24	0.14-0.25	Gold 5µ"
SP24M2G10	SS24M2G10	26-24	0.14-0.25	Gold 10µ"
SP24M2G15	SS24M2G15	26-24	0.14-0.25	Gold 15µ"
SP24M2G30	SS24M2G30	26-24	0.14-0.25	Gold 30µ"

Tooling, Machined	
Part Number	Description
QXRT16	Contact Extraction Tool, #16 (Ø 1.6) Contact
MFX-3959	Hand Crimp Tool for Machined Contacts
MFX-3960	Pneumatic Crimp Tool for Machined Contact

Tooling, Stamped & Formed	
Part Number	Description
QXRT16	Contact Extraction Tool, #16 (Ø 1.6) Contact
MFX-3954	Hand Tool, Stamped & Formed Contact, Size 16, 20-14AWG
MFX-3957	Crimp Die, Stamped & Formed Contact

Plating Options, All	
Symbol	Plating
T	Tin Plated (for Stamped & Formed Contacts)
S	Silver Plated 5Um (for Machined Contacts)
F	Gold Plated
G5	Gold Plated (Thickness 5µ")
G10	Gold Plated (Thickness 10µ")
G15	Gold Plated (Thickness 15µ")
G30	Gold Plated (Thickness 30µ")

Misc Tooling, All	
Part Number	Description
CA-4020-59	Sealing Plug, Size 16 & 20

Standard Quantity Order Options	
Machined	Stamped & Formed
Bulk Package, 500 Pieces	Reel, 3000 Pieces