

SynJet® PAR20 Cooler 24W





SynJet cooling technology provides the most reliable thermal management solution available. This LED cooler has been developed by Aavid for cooling PAR 20 lamps, spotlights and tracklights.

- Cools up to 24 W⁴
- L10 of 100K Hours at 60°C
- Energy Efficient
- 5 yr Warranty
- Small Form Factor
- Quiet Low Acoustics



Specifications¹

Thermal & Acoustic

| SynJet Setting ² | Qs-a ³ | TDP ⁴ (W) | SPL (dBA) ⁵ | Wire Connections | |
|-----------------------------|-------------------|----------------------|------------------------|---|--|
| High Performance | 1.67 | 24 | 28 | Red to +VDC Black & Blue to Ground |  |
| Standard | 2.0 | 20 | 22 | Red to +VDC Black only to Ground |  |
| Silent | 2.5 | 16 | 18 | Red to +VDC Black & Purple to Ground |  |
| PWM at 100% duty cycle | 1.67 | 24 | 28 | Red to +VDC Black only to Ground Blue to PWM Signal |  |
| Heatsink Only | 4.5 | 9 | N/A | N/A | N/A |

Electrical

| SynJet Setting ² | Voltage (VDC) +/- 10% | Current (mA) ⁶ | | | Pavg (mW) | Voltage (VDC) +/- 10% | Current (mA) ⁶ | | | Pavg (mW) |
|-----------------------------|-----------------------|---------------------------|------|-------|-----------|-----------------------|---------------------------|------|-------|-----------|
| | | Imin | Iavg | Ipeak | | | Imin | Iavg | Ipeak | |
| High Performance | 5 | 20 | 140 | 280 | 700 | 12 | 10 | 71 | 142 | 850 |
| Standard | | | 70 | 140 | 350 | | | 42 | 84 | 500 |
| Silent | | | 60 | 120 | 300 | | | 38 | 76 | 450 |
| PWM at 100% duty cycle | | | 140 | 280 | 700 | | | 71 | 142 | 850 |

Environmental

| All Settings | Min | Max | Units | Conditions |
|-----------------------------|-----|------|-------|------------------------------------|
| Operating Temperature | -40 | 70 | °C | Air temperature surrounding cooler |
| Storage Temperature | -50 | 85 | °C | Air temperature surrounding cooler |
| Storage Altitude | | 15K | m | Above sea level |
| Operating Relative Humidity | 5 | 95 | % | Non-condensing |
| Weight | | 140 | g | SynJet with heat sink |
| Reliability | | 100K | hrs | L10 @ 60°C |
| Regulatory Compliance | | | | RoHS, UL, FCC Part 15 Class B, CE |

¹ All values are typical at 25°C unless otherwise stated.

² The Level Select model should be used for discrete performance settings. Follow the instructions in the Product Design Guide for adjusting settings.

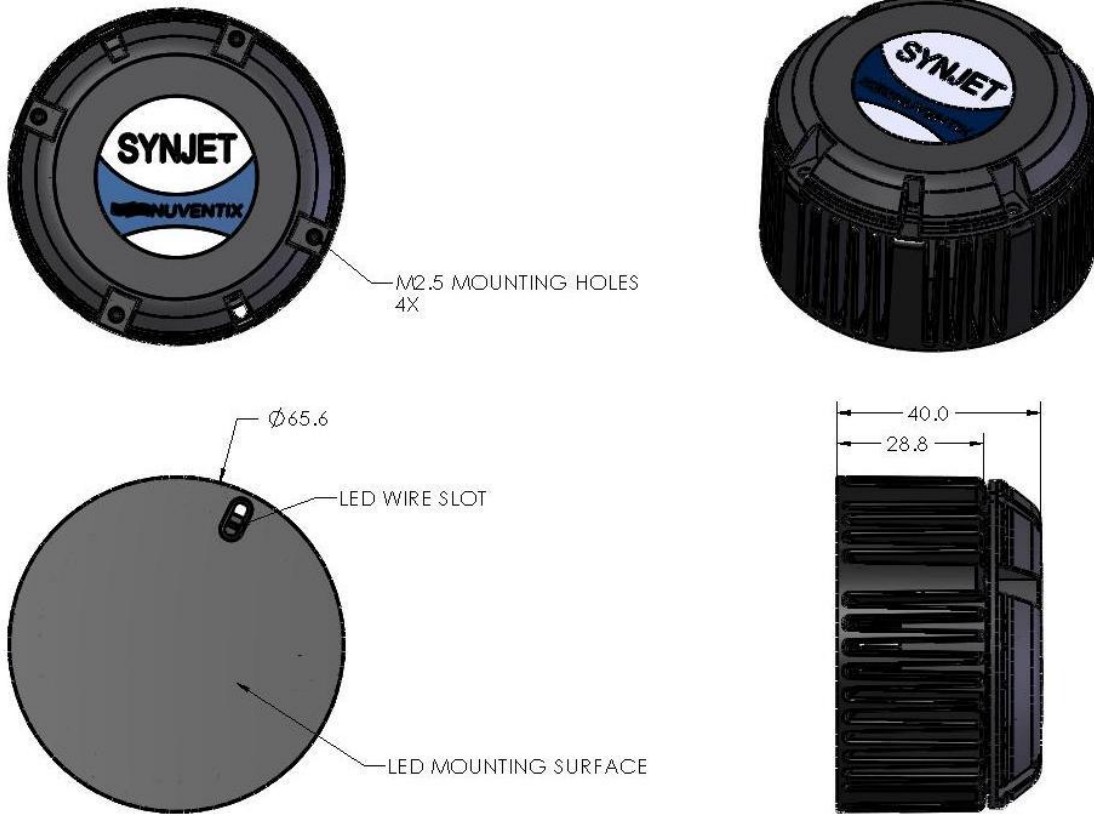
³ Thermal resistance values are given as reference only and are measured in free air without airflow obstructions. Thermal resistance is measured from the bottom middle of the heat sink to ambient air measured at the inlet to the SynJet, with a heat source at least 15cm² using the 24W reference heat sink. Actual thermal performance may vary by application and final product design should be tested to assure proper thermal performance.

⁴ Thermal Design Power is based on a 40°C temperature rise of heat sink mounting surface above ambient temperature around cooler.

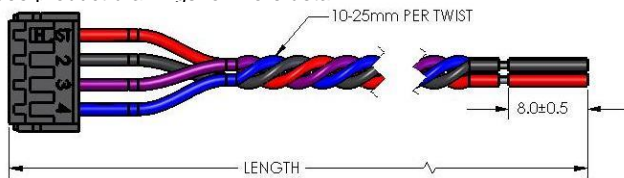
⁵ Sound Pressure Level is measured at 1 meter distance per ISO 7779.

⁶ The SynJet has a time varying current. The current waveform is sinusoidal and the average current (Iavg) is used to calculate the average power consumption (Pavg) at nominal input voltage (VDC). See the Electrical section in the Product Design Guide for a detailed explanation.

Mechanical
SynJet Cooling Solution, Configurable heatsink shown here



All dimensions are nominal and in mm unless otherwise stated. See product drawings for more detail.



Connector Pinout

| Pin | Wire Color | Symbol | Description |
|-----|------------|--------|---|
| 1 | Red | +VDC | 5 V or 12 V depending on model |
| 2 | Black | GND | Ground |
| 3 | Purple | CTRL2 | Input for Level Select model Status signal for PWM model |
| 4 | Blue | CTRL1 | Input for Level Select model PWM input for PWM model |

IMPORTANT: SynJets should be completely wired to the power supply before the power supply is energized. The power supply should be turned off before the SynJet Cooler is disconnected. SynJet Coolers are not designed for “hot swap” or “hot plug” applications.

Part Numbers

| Part Number | Description | Notes |
|-----------------|---|---|
| SPARS-CM005-002 | SynJet, ZFlow 65 Cooler, Level Select, 5V, Black | Configurable to discrete performance settings |
| SPARS-CM005-001 | SynJet, ZFlow 65 Cooler, PWM, 5V, Black | Use with PWM input to control performance setting |
| SPARS-CM012-002 | SynJet, ZFlow 65 Cooler, Level Select, 12V, Black | Configurable to discrete performance settings |
| SPARS-CM012-001 | SynJet, ZFlow 65 Cooler, PWM, 12V, Black | Use with PWM input to control performance setting |
| HP20S-CALBL-001 | Heatsink, 24W, PAR20 Style, Configurable, Black | Contact sales for other heatsink options |
| HP20S-CALBL-002 | Heatsink, 24W, PAR20 Style, Luxeon S, Black | Contact sales for other heatsink options |
| WALLS-C4150-001 | Wire Harness, 4-Wire, 150 mm Length | Contact sales for other wire harness options |
| WALLS-C4600-001 | Wire Harness, 4-Wire, 600 mm Length | Contact sales for other wire harness options |

Aavid reserves the right to make changes to the products or information contained herein without notice. No liability is assumed as a result of their use or applications. For additional information, please contact Aavid directly.