CUI DEVICES

SERIES: HSE-BX-056H | DESCRIPTION: HEAT SINK

FEATURES

- TO-220 package
- placement pins for secure PCB attachment
- round hole for component attchment
- multiple available cut lengths



RoHS

MODEL

	length	thermal resistance[1] @ 75°C ΔT, nat conv	thermal resistance[1] @ 1 W, nat conv	thermal resistance[1] @ 1 W, 200 LFM	thermal resistance[1] @ 1 W, 400 LFM	power dissipation[1] @ 75°C ΔT, nat conv
	(mm)	(°C/W)	(°C/W)	(°C/W)	(°C/W)	(W)
HSE-B20254-056H	25.4	13.64	17.13	8.36	6.41	5.50
HSE-B20381-056H	38.1	11.19	15.00	3.53	2.56	6.70

Note: 1. See performance curves for full thermal resistance details.
2. Custom cut to length options available. Thermal data not available on custom lengths.

PERFORMANCE CURVES

HSE-B20254-056H

	Heatsink Temperature Rise Above Ambient (ΔT = Ths - Ta) (°C)		
Power (W)	Natural Conv.	200 LFM	400 LFM
0	0	0	0
1	17.13	8.36	6.41
2	32.20	17.46	11.75
3	45.00	24.87	17.28
4	58.12	32.88	23.43
5	69.84	40.99	29.16
6	80.93	48.89	34.64
7	91.01	56.79	40.37
8	99.56	65.43	46.09
9	110.81	72.66	52.01
10	118.44	82.03	57.73

Ths: "hot spot" temperature measured on the heatsink
Ta: ambient temperature

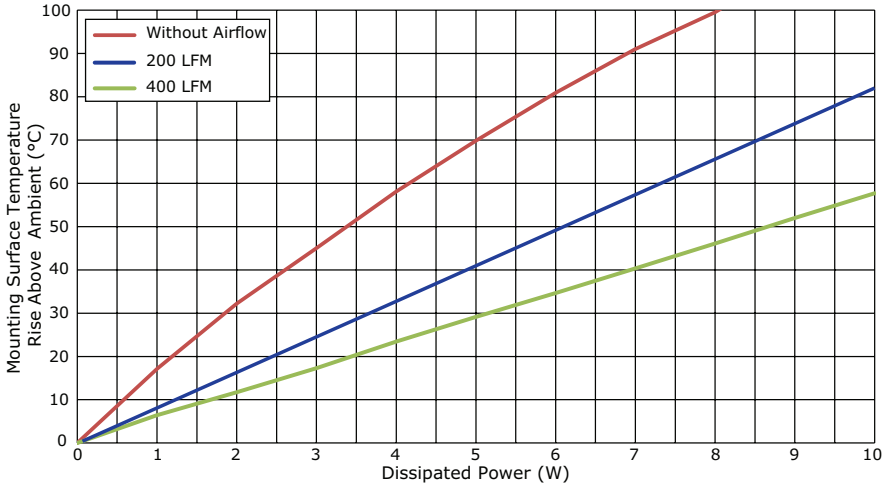

PERFORMANCE CURVES (CONTINUED)

HSE-B20381-056H

	Heatsink Temperature Rise Above Ambient (ΔT = Ths - Ta) (°C)		
Power (W)	Natural Conv.	200 LFM	400 LFM
0	0	0	0
1	15.00	3.53	2.56
2	27.32	7.15	5.23
3	38.89	10.82	7.90
4	49.63	14.38	10.72
5	59.72	17.90	13.32
6	69.31	21.80	16.03
7	77.53	25.42	18.80
8	87.53	28.89	21.65
9	95.75	32.68	24.48
10	104.38	36.30	27.29

Ths: "hot spot" temperature measured on the heatsink
Ta: ambient temperature

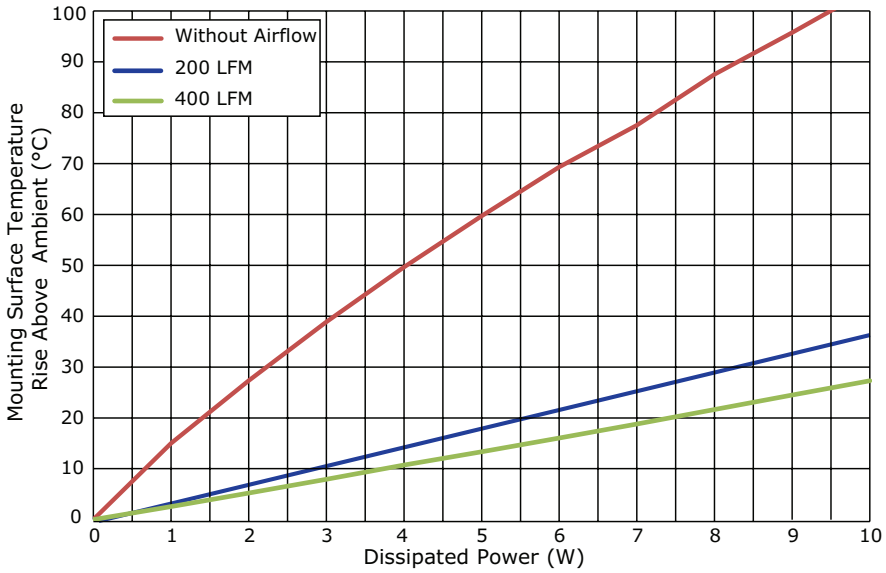

MECHANICAL DRAWING

units: mm
tolerance: ±0.5 mm

MATERIAL	AL 6063-T5
FINISH	black anodized
PIN MATERIAL	steel
PIN PLATING	tin

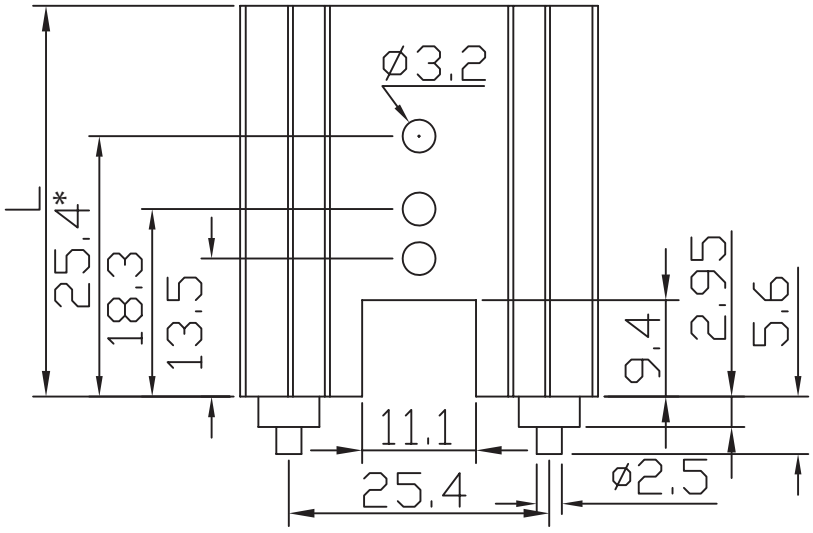

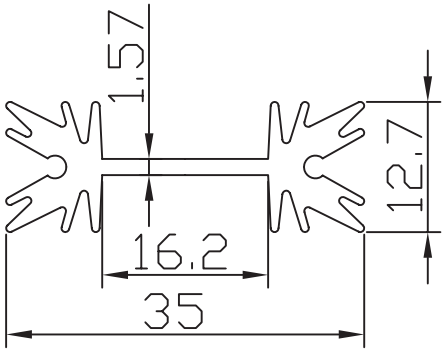

MODEL NO.	LENGTH, L (mm)	WEIGHT (g)
HSE-B20254-056H*	25.4	11.33
HSE-B20381-056H	38.1	16.67

Note: * Mounting hole not present on 25.4 mm length model.

REVISION HISTORY

rev.	description	date
1.0	initial release	05/05/2017
1.01	updated datasheet	09/07/2017
1.02	brand update	02/11/2020

The revision history provided is for informational purposes only and is believed to be accurate.

CUI DEVICES

CUI Devices offers a one (1) year limited warranty. Complete warranty information is listed on our website.

CUI Devices reserves the right to make changes to the product at any time without notice. Information provided by CUI Devices is believed to be accurate and reliable. However, no responsibility is assumed by CUI Devices for its use, nor for any infringements of patents or other rights of third parties which may result from its use.

CUI Devices products are not authorized or warranted for use as critical components in equipment that requires an extremely high level of reliability. A critical component is any component of a life support device or system whose failure to perform can be reasonably expected to cause the failure of the life support device or system, or to affect its safety or effectiveness.

cuidevices.com