

CUSTOMER TERMINAL	RoHS	LEAD(Pb)-FREE
Sn96%, Ag4%	Yes	Yes



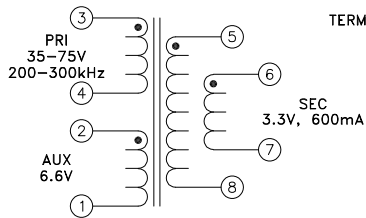
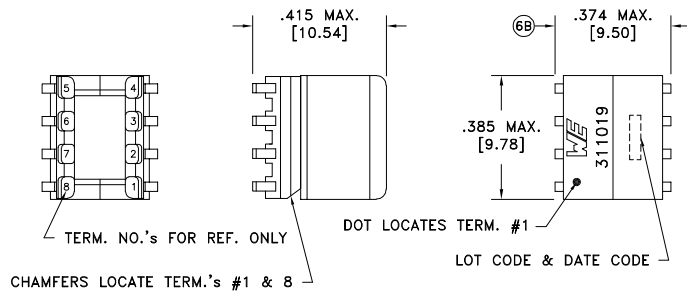
ELECTRICAL SPECIFICATIONS @ 25°C unless otherwise noted:

PARAMETER	TEST CONDITIONS	VALUE
D.C. RESISTANCE	5-7 tie(5+6, 7+8), @20°C	0.067 ohms ±20%
D.C. RESISTANCE	1-2 @20°C	1.20 ohms ±10%
D.C. RESISTANCE	3-4 @20°C	2.05 ohms ±10%
INDUCTANCE	3-4 10kHz, 10mVAC, Ls	400uH ±10%
SATURATION CURRENT	20% rolloff from initial	750mA
LEAKAGE INDUCTANCE	3-4 tie(1+2, 5+6+7+8), 100kHz, 10mVAC, Ls	5uH typ., 8uH max.
DIELECTRIC	1-8 tie(2+3, 5+6), 1875VAC, 1 second	1500VAC, 1 minute
DIELECTRIC	1-4 625VAC, 1 second	500VAC, 1 minute
URNS RATIO	(3-4):(2-1)	3:1, ±1%
URNS RATIO	(3-4):(5-8)	6:1, ±1%
URNS RATIO	(3-4):(6-7)	6:1, ±1%

GENERAL SPECIFICATIONS:

OPERATING TEMPERATURE RANGE: -40°C to +125°C including temp rise.

6B

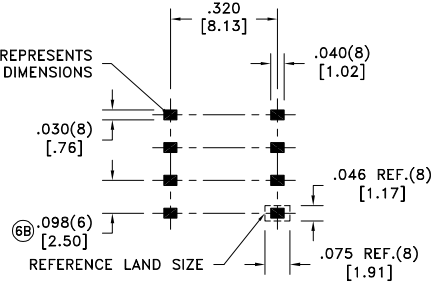


Customer to tie terminals 5+6 and 7+8 on PC board.

Application of the transformer allows for the leadwires between terminals 5&6 and 7&8 to solder bridge.

6B

AREA REPRESENTS TERMINAL PAD DIMENSIONS



Wire insulation & RoHS status not affected by wire color.
Wire insulation color may vary depending on availability.

REV.	DATE	Packaging Specifications Method: Tape & Reel PKG-0410 www.we-online.com/midcom		Tolerances unless otherwise specified: Angles: ±1° Fractions: ±1/64 Decimals: ±.005 [.13] Footprint: ±.005 [.13]	DRAWING TITLE TRANSFORMER	PART NO. 750311019
6B	2/21			This drawing is dual dimensioned. Dimensions in brackets are in millimeters.	eiSos p/n: 750311019	
6A	2/11	SEE REVISION SHEET FOR REVISION LEVEL				SPECIFICATION SHEET 1 OF 1