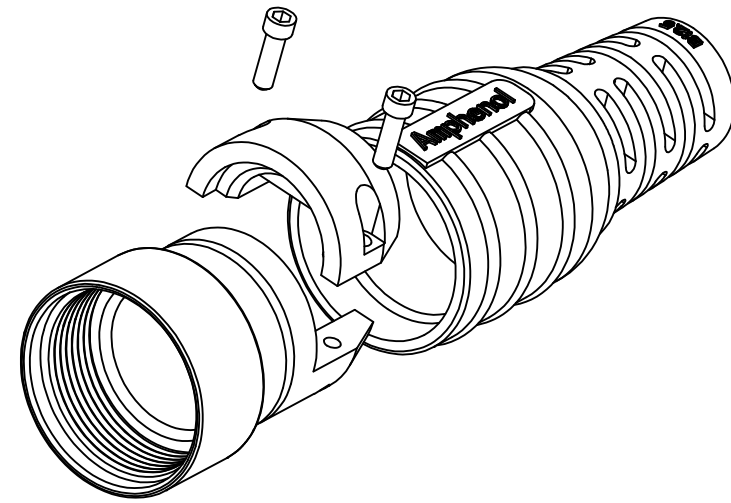
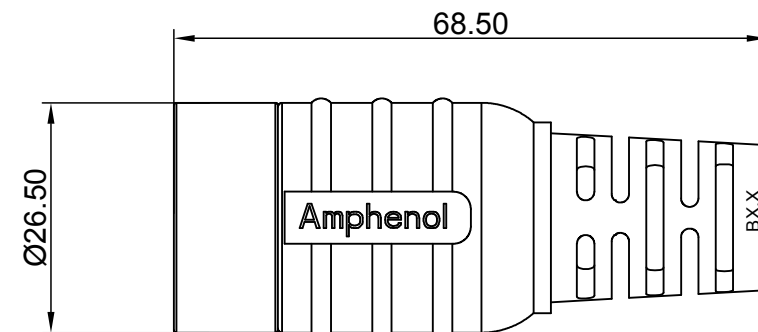


REVISIONS					
REV	ECO	DESCRIPTION	DATE	BY	APPR
B1	-	RELEASE NEW DWG FORMAT	Jun.16,2014	Tod	Tommy
B2	-	UPDATE THE PART NUMBER	Jun.27,2015	Drack	Tommy

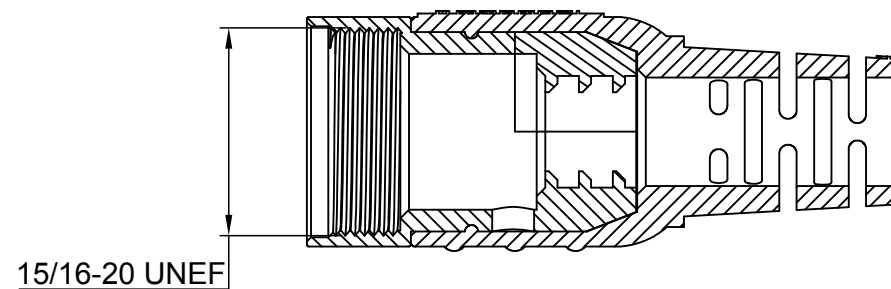


NOTES: UNLESS OTHERWISE SPECIFIED

- MATERIAL:
BODY: ZINC DIE CAST, NICKEL PLATED
BOOT: TPE(BLACK)
- SPECIFICATIONS:
2.1 DEGREE OF PROTECTION: IP67 (MATED CONDITION)
MUST BE POTTED TO ACHIEVE IP67 RATING
2.2 RoHS COMPLIANT
- ALL DIMENSIONS ARE FOR REFERENCE USE ONLY.



		Cable OD Range
1	MB4FSR-B10.3	9.5~10.3 mm
2	MB4FSR-B12.5	11.5~12.5 mm
3	MB4FSR-B14.5	13.5~14.5 mm
4	MB4FSR-B17.0	15.5~17.0 mm



SEE PART NUMBER CHART		DESCRIPTION	ITEM
QUANTITY	PART NUMBER		
MATERIALS LIST			
UNLESS OTHERWISE SPECIFIED 1) All dimensions are in metric(mm). 2) Tolerances are as follows: 1 PL DEC ±0.30 Fractions ±1/64 2 PL DEC ±0.15 Angles ±1° 3 PL DEC ±0.08 3) Note reference =		SIGNATURES DRAWN: Drack CHECKED: ENGINEER: APPROVAL: DATE Jun.27,2015	<div style="text-align: center;">Amphenol</div> Sine Systems - www.amphenol-sine.com 44724 Morley Drive Clinton Township, MI 48036
MATERIAL SPECIFICATIONS:		CUSTOMER:	M23B, Flexible Strain Relief
PROCESS SPECIFICATIONS:		THIS DRAWING IS SUPPLIED FOR INFORMATION ONLY. DESIGN FEATURES, SPECIFICATIONS AND PERFORMANCE DATA SHOWN HEREON ARE THE PROPERTY OF THE AMPHENOL CORPORATION. NO RIGHTS OF REPRODUCTION ARE IMPLIED. ALL DIMENSIONS ARE SUBJECT TO NORMAL MANUFACTURING VARIATIONS.	
NEXT ASSY:		SIZE: B TYPE: C- SCALE: NONE	DWG NO: MB4FSR-Bxxx REVISION: B2 SHEET 1 OF 1

TITLE: M23B, Flexible Strain Relief
 DWG NO: MB4FSR-Bxxx
 REV: B2
 SH: 1
 OF: 1