

K6 Miniature Key Switches

Features/Benefits

- Excellent tactile feel
- Wide variety of LED's, travel and actuation forces
- Designed for low-level switching
- Detector version available
- RoHS compliant

Typical Applications

- Automotive
- Industrial electronics
- Computers and network equipment



Construction

FUNCTION: momentary action
 CONTACT ARRANGEMENT: 1 make contact = SPST, N.O.
 DISTANCE BETWEEN BUTTON CENTERS:
 min. 7,5 and 11,8 (0.295 and 0.465)
 TERMINALS: Snap-in pins, tinned
 MOUNTING: Soldered by PC pins, locating pins
 PC board thickness: 1,5 (0.0591)

Mechanical

TOTAL TRAVEL/SWITCHING TRAVEL: 1,5/0,9 (0.059/0.035)
 PROTECTION CLASS: IP 40 according to DIN/IEC 529

- 1) Voltage rise: 300 V/s
 2) According to DIN 41640; IEC 512-2
 3) Higher values upon request

Packaging

THT: bulk in boxes of 500 pieces
 SMT: bulk in boxes of 500 pieces
 reels of 500 pieces (with LED) or 750 pieces (without LED)

Electrical

SWITCHING POWER MIN./MAX.: 0.02 mW / 3 W DC
 SWITCHING VOLTAGE MIN./MAX.: 2 V DC / 30 V DC
 SWITCHING CURRENT MIN./MAX.: 10 mA / 100 mA DC
 DIELECTRIC STRENGTH (50 Hz)¹⁾²⁾: ≥ 300 V
 OPERATING LIFE: ≥ 2 x 10⁵ operations ³⁾
 ≥ 1 X 10⁵ operations for SMT version
 CONTACT RESISTANCE: Initial ≤ 50 mΩ
 INSULATION RESISTANCE: ≥ 10¹⁰ Ω
 BOUNCE TIME: ≤ 1 ms
 Operating speed 100 mm/s (3.94/s)

Environmental

OPERATING TEMPERATURE: -40°C to 85°C.
 STORAGE TEMPERATURE: -40°C to 95°C.

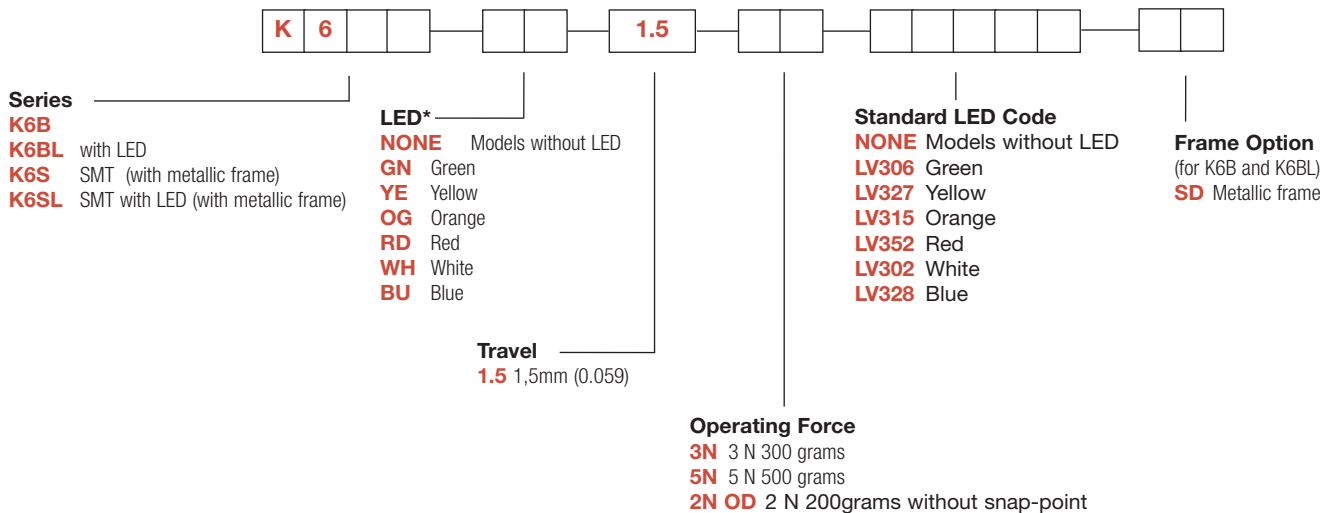
Process

SOLDERABILITY:
 THT: wave soldering, compatible with lead free soldering profile
 Hand soldering, 350°C for 3s
 SMT: not compatible with lead free reflow profile
 245°C for 5s

How To Order

Our easy build-a-switch concept allows you to mix and match options to create the switch you need. To order, select desired option from each category and place it in the appropriate box.

Note: Some of the configurations may not be available or could require some development.



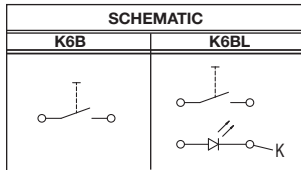
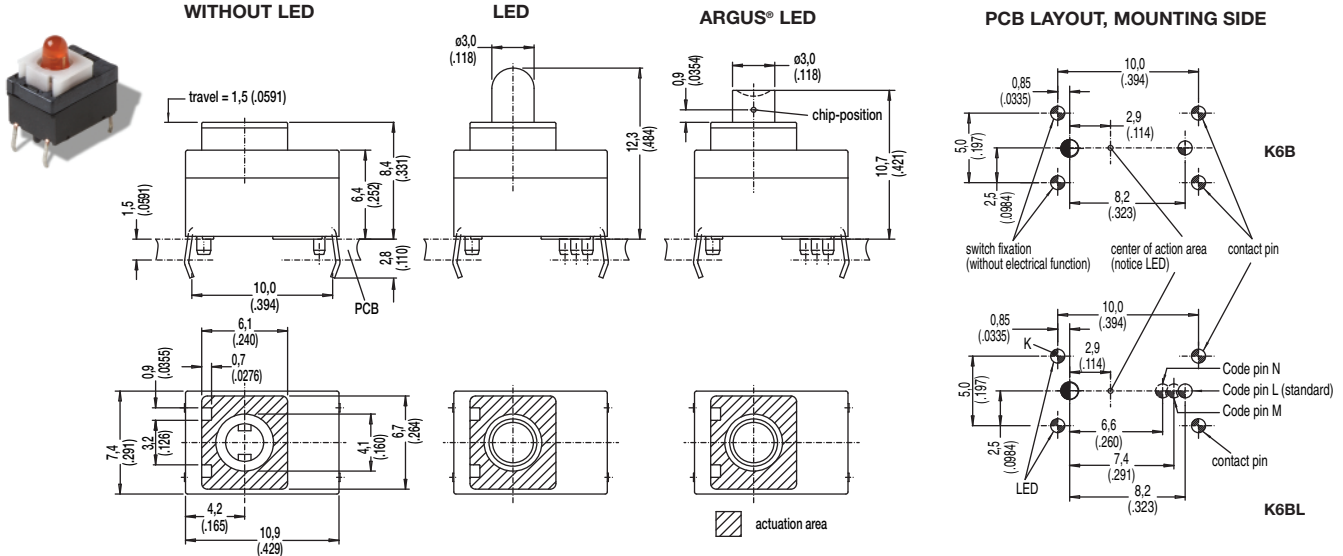
* Additional LED colors available by request.

K6 Miniature Key Switches

SERIES

K6B WITHOUT LED

K6BL WITH LED



Hole	Ø	Without LED	With LED	Description	Terminal Section	Surface
	1,2+0,1 (.0471+.00349)	1x	1x	center hole		
	0,9+0,1 (.0354+.00349)	1x	1x	code (L,M,N)		
	1,0+0,1 (.0354+.00349)		2x		0,6 x 0,3 (.0236 x .0118)	SnPb
		4x	2x	LED switch		

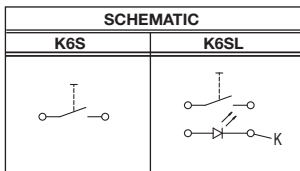
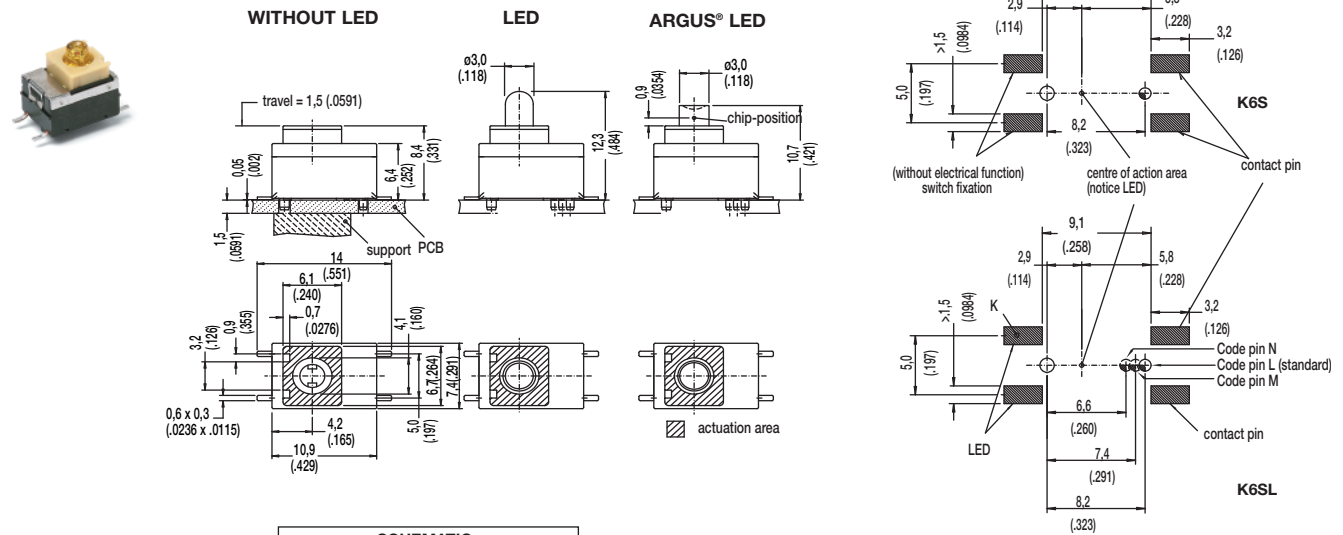
K6S WITHOUT LED

K6SL WITH LED



D

Key Switches



Hole	Ø	Without LED	With LED	Description
	1,2+0,1 (.0471+.00349)	1x	1x	center hole
	0,9+0,1 (.0354+.00349)	1x	1x	code (L,M,N)



Dimensions are shown: mm
Specifications and dimensions subject to change



K6 Miniature Key Switches

LED

OPTION CODE	COLOR
NONE	Models without LED
GN	Green
YE	Yellow
OG	Orange
RD	Red
WH	White
BU	Blue

STANDARD LED CODE	COLOR
NONE	Models without LED
LV306	Green
LV327	Yellow
LV315	Orange
LV352	Red
LV302	White
LV328	Blue

Additional LED colors available by request

TRAVEL

1.5 1.5 MM

OPERATING FORCE

OPTION CODE	OPERATING FORCE
3N	3 N, 300 g
5N	5 N, 500 g
2N OD	2 N, 200g without snap-point

FRAME OPTION

SD METALLIC FRAME (OPTION FOR K6B AND K6BL)

NOTE: K6S and K6SL are equipped with metallic frame (SD not specified)



D

Key Switches