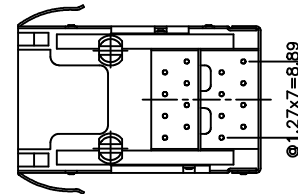
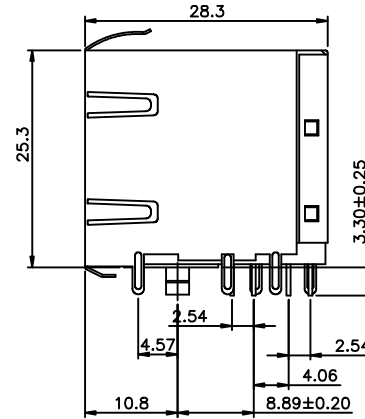
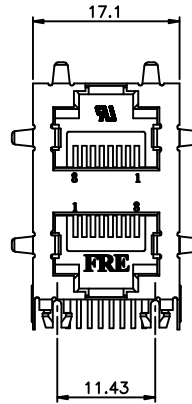
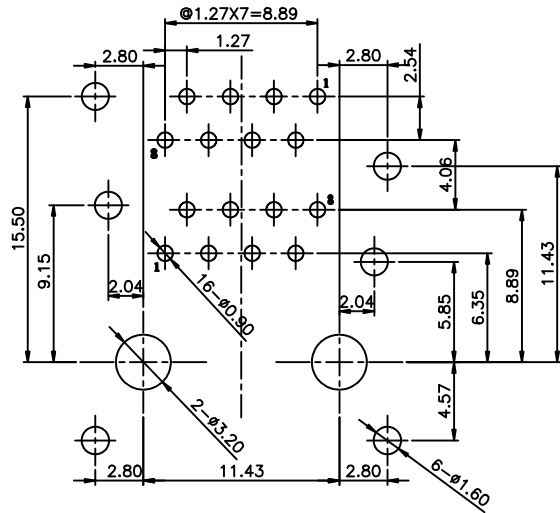


REVISION RECORD				
REV	ECO	DESCRIPTION	DRFT	CHKD
△		ADD P/N.	09/23/05	



NOTES:

ELECTRICAL:

1. VOLTAGE RATING : 125 VAC RMS.
2. CURRENT RATING : 1.5 AMP.
3. CONTACT RESISTANCE : 50 MILLIOHMS MAX.
4. INSULATION RESISTANCE: 1000 MEGOHMS MIN @ 500 VDC.
5. DIELECTRIC STRENGTH : 1000 VAC RMS 60Hz, 1MIN.

MECHANICAL:

1. HOUSING MATERIAL : FR52 UL94V-0.
2. CONTACT MATERIAL : PHOSPHOR BRONZE φ0.46mm.
3. CONTACT PLATING : GOLD PLATING OVER NICKEL.
4. SHIELD PLATING : NICKEL PLATING OVER BRASS.
5. OPERATING LIFE : 750 CYCLES MIN.
6. PCB RETENTION PRE-SOLDER : 1 LB MIN.
6. PCB RETENTION POST-SOLDER: 10 LBS MIN.

ENVIRONMENTAL:

1. STORAGE : -40°C TO +85°C.
2. OPERATION: 0°C TO 70°C.
3. WAVE SOLDERING TEMPERATURE: 255~265° (5~10 SECONDS)

MATES WITH MODULAR PLUG CONFORMING TO FCC PART 68, SUBPART F.

PART NUMBER: E5908-X70XXX-L

- 1- W/O TAB
- E- W/ TOP & SIDE TABS
- 1- 3u" 2- 6u"
- 3- 15u" 4- 30u"
- 5- 50u" F-GOLD FLASH △
- 13- W/ FRE LOGO&W/ UL LOGO
- 1V- W/O FRE LOGO&W/ UL LOGO

← MM (INCH) →		DFTOYICAN	DATE 04/02/05
TOLERANCES EXCEPT AS NOTED		CHKD	DATE
		MFO	DATE
MM	±	APPVL	XLF DATE 09/27/05
.0 ±0.20	±		
.00 ±0.15	±		
.000 ±0.075	±		
ANGLES ±		MATERIAL :	
THIRD ANGLE PROJECTION		QTY :	
		FINISH :	
		SCALE : 2:1	

FULL RISE ELECTRONIC CO., LTD

TITLE (RJ45 ROUND PIN) STACKED GANG JACK <2x1>

DRAWING NO. GE593A71-LA		SIZE	REV
/PART NO. SEE NOTE		A3	1
DO NOT SCALE DRAWING		SHEET X	OF Y