

UltraTEC™ UT Series Thermoelectric Cooler


**Note: This product is not recommended for new designs.**

This product series has been replaced with the UltraTEC UTX Series product offering.

The recommended replacement is:

MFG Part Number: 387004685

Description: UTX15-12-F2-4040-TA-W6

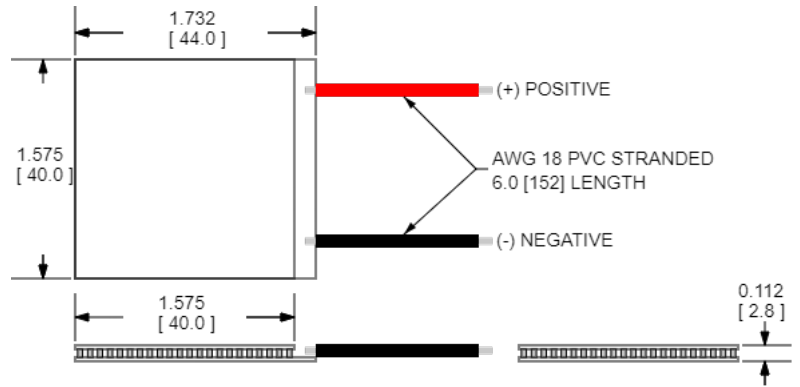


Features

- High heat pump density
- Precise temperature control
- Reliable solid-state operation
- No sound or vibration
- DC operation
- RoHS-compliant

Applications

- Thermoelectric Coolers and Assemblies for Medical Applications
- Thermoelectric Coolers for Handheld Cosmetic Lasers
- Industrial Laser Cooling
- Peltier Cooling for Digital Light Processors



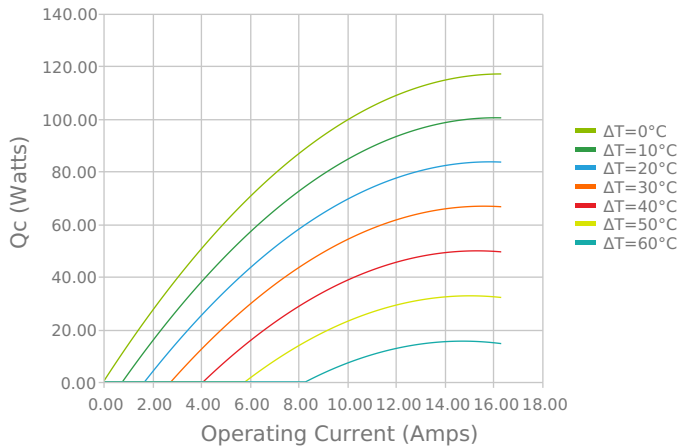
CERAMIC MATERIAL: Al<sub>2</sub>O<sub>3</sub>

SOLDER CONSTRUCTION: 138°C, BiSn

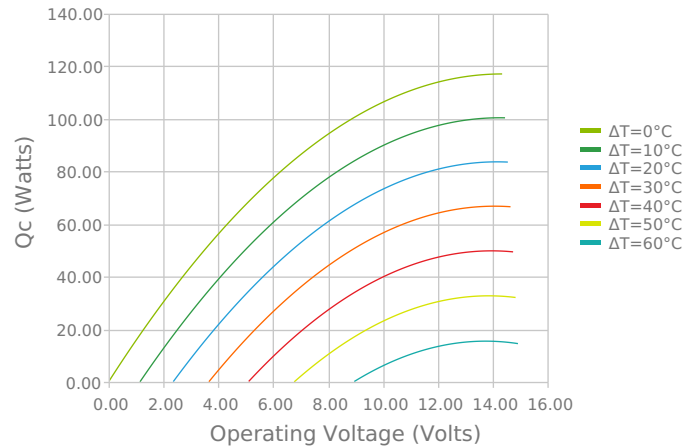
INCHES [ MM ]

ELECTRICAL AND THERMAL PERFORMANCE

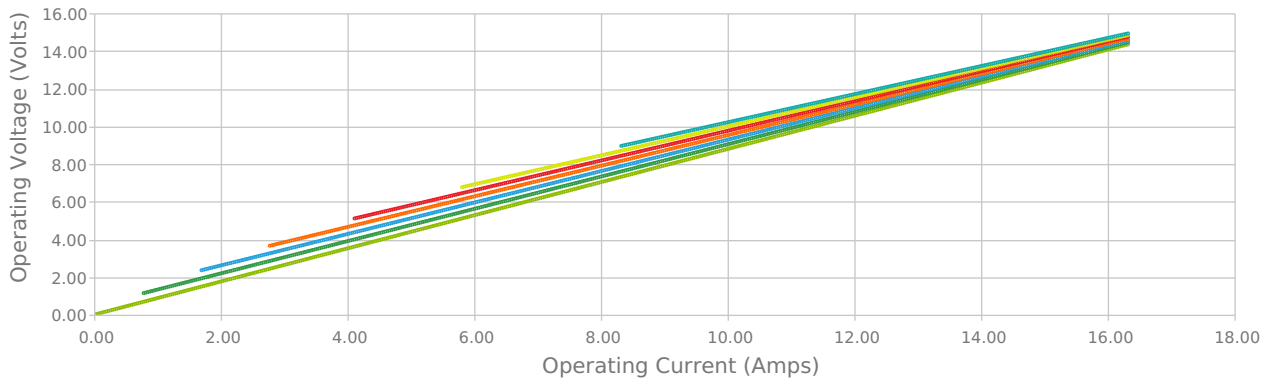
Heat Pumped at Cold Side  
Thot = 27 °C



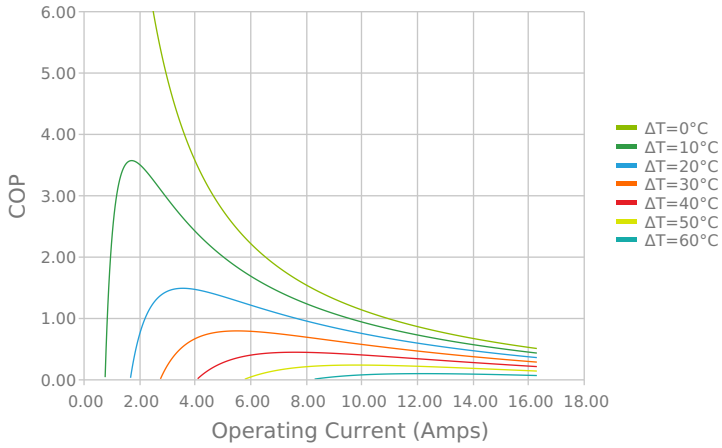
Heat Pumped at Cold Side  
Thot = 27 °C



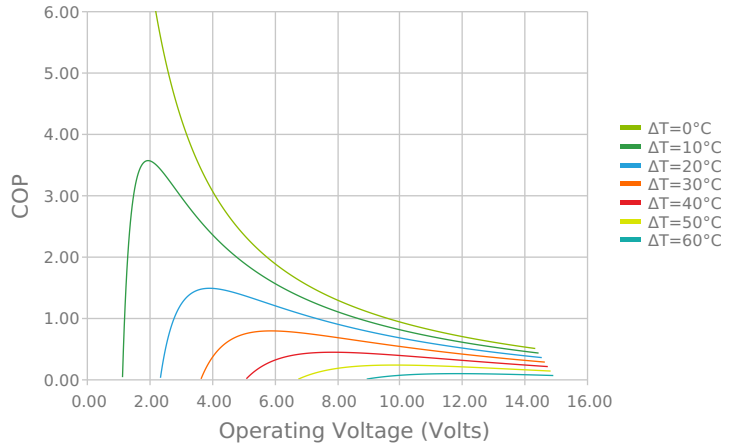
Current vs Voltage (I vs V)  
Thot = 27 °C



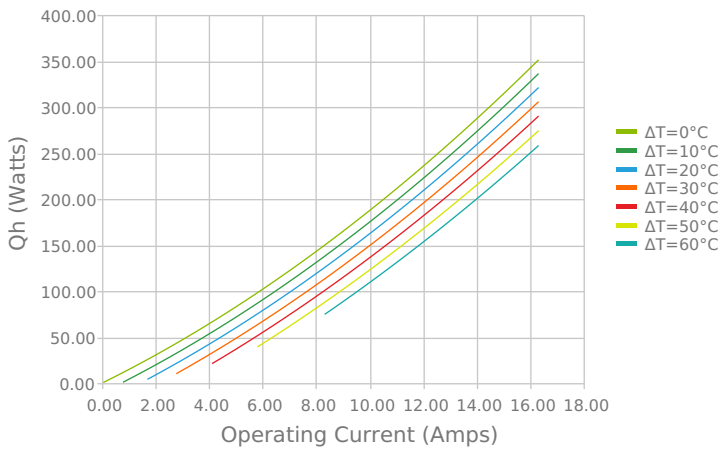
Coefficient of Performance (COP = Qc/Pin)  
Thot = 27 °C



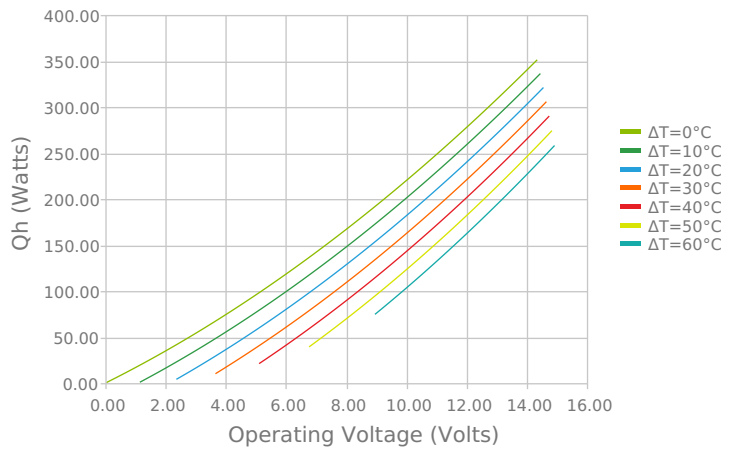
Coefficient of Performance (COP = Qc/Pin)  
Thot = 27 °C



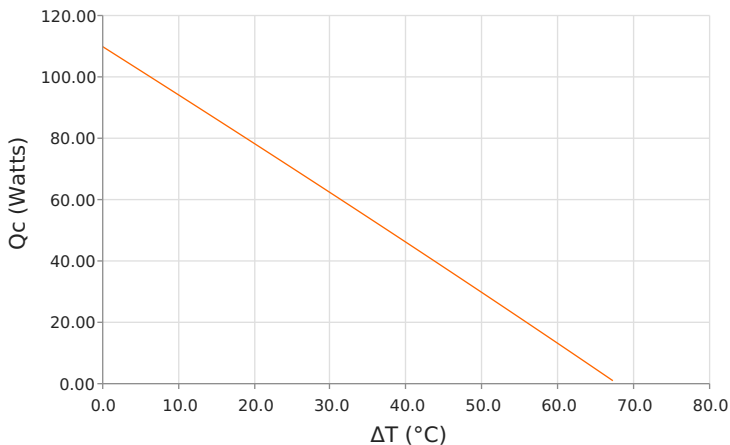
Total Heat Dissipated at Hot Side (Qh=Qc+Pin)  
Thot = 27 °C



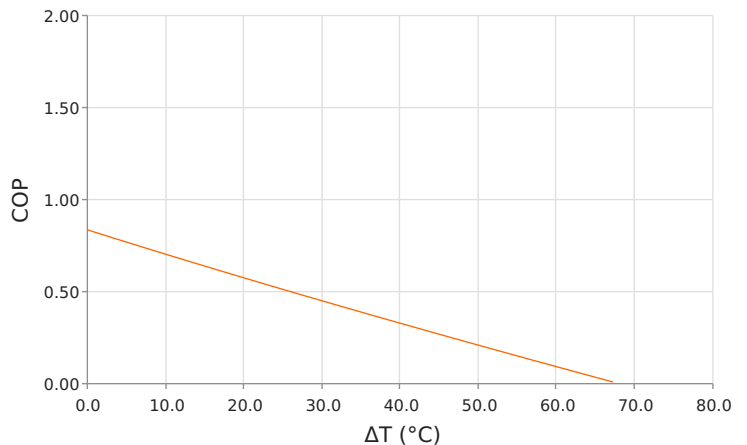
Total Heat Dissipated at Hot Side (Qh=Qc+Pin)  
Thot = 27 °C



Heat Pumped at Cold Side (Qc)  
Thot = 27 °C | Current = 12.2 Amps



Coefficient of Performance (COP = Qc/Pin)  
Thot = 27 °C | Current = 12.2 Amps



## SPECIFICATIONS\*

Hot Side Temperature	27.0 °C	35.0 °C	50.0 °C
<b>Qcmax (<math>\Delta T = 0</math>)</b>	117.1 Watts	120.7 Watts	126.9 Watts
<b><math>\Delta T_{max}</math> (<math>Q_c = 0</math>)</b>	68.9°C	71.8°C	77.0°C
<b>I<sub>max</sub> (I @ <math>\Delta T_{max}</math>)</b>	14.4 Amps	14.4 Amps	14.2 Amps
<b>V<sub>max</sub> (V @ <math>\Delta T_{max}</math>)</b>	13.6 Volts	14.2 Volts	15.1 Volts
<b>Module Resistance</b>	0.88 Ohms	0.92 Ohms	0.98 Ohms
<b>Max Operating Temperature</b>	80 °C		
<b>Weight</b>	20.0 gram(s)		

\* Specifications reflect thermoelectric coefficients updated March 2020

## FINISHING OPTIONS

Suffix	Thickness	Flatness / Parallelism	Hot Face	Cold Face	Lead Length
TA	2.845 ±0.025 mm 0.112 ± 0.0010 in	0.025 mm / 0.025 mm 0.001 in / 0.001 in	Lapped	Lapped	152.4 mm 6.00 in

## SEALING OPTIONS

Suffix	Sealant	Color	Temp Range	Description
	None			No sealing specified

## NOTES

1. Max operating temperature: 80°C
2. Do not exceed I<sub>max</sub> or V<sub>max</sub> when operating module
3. Reference assembly guidelines for recommended installation

Any information furnished by Laird and its agents, whether in specifications, data sheets, product catalogues or otherwise, is believed to be (but is not warranted as being) accurate and reliable, is provided for information only and does not form part of any contract with Laird. All specifications are subject to change without notice. Laird assumes no responsibility and disclaims all liability for losses or damages resulting from use of or reliance on this information. All Laird products are sold subject to the Laird Terms and Conditions of sale (including Laird's limited warranty) in effect from time to time, a copy of which will be furnished upon request.

© Copyright 2019-2021 Laird Thermal Systems, Inc. All rights reserved. Laird™, the Laird Ring Logo, and Laird Thermal Systems™ are trademarks or registered trademarks of Laird Limited or its subsidiaries.

UltraTEC™ is a trademark of Laird Thermal Systems, Inc. All other marks are owned by their respective owners.

Date: 01/08/2022