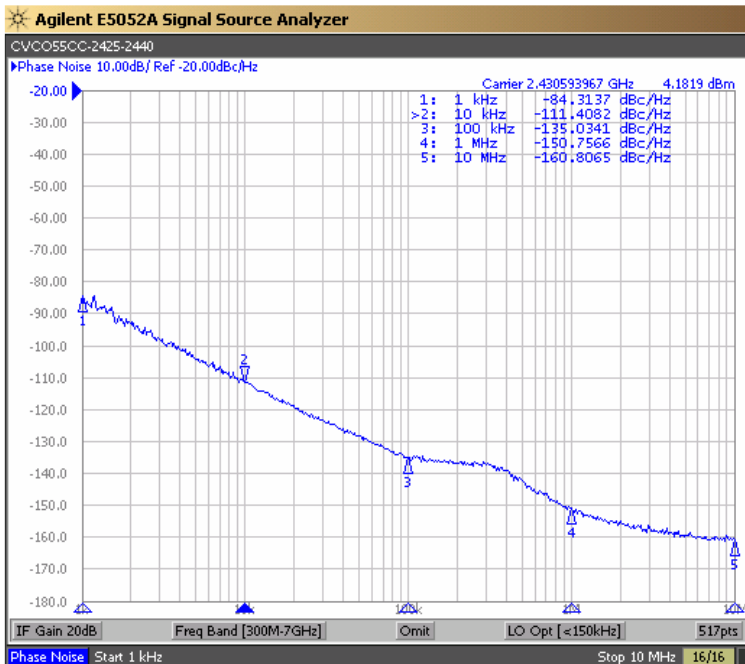


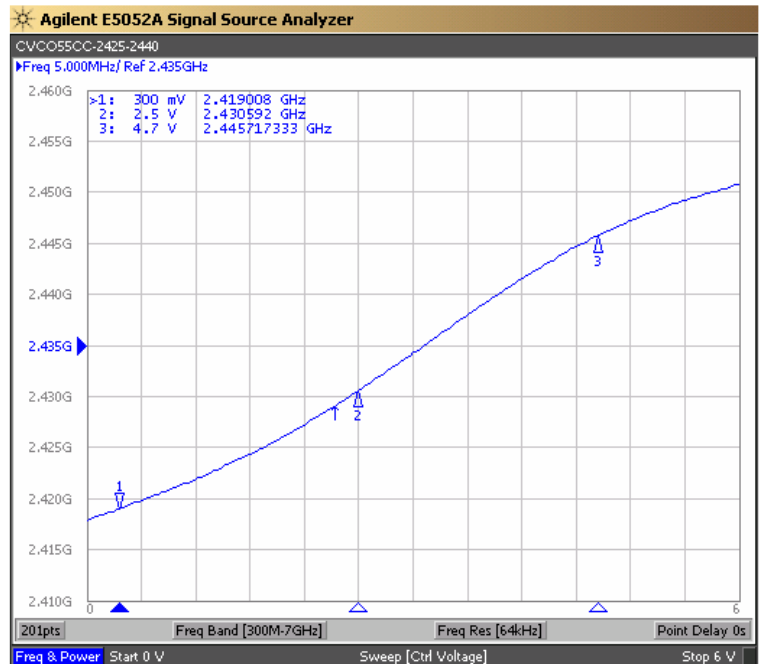


PERFORMANCE SPECIFICATION	MIN	TYP	MAX	UNITS
Lower Frequency:			2425	MHz
Upper Frequency:	2440			MHz
Tuning Voltage:	0.3		4.7	VDC
Supply Voltage:	4.75	5.0	5.25	VDC
Output Power:	+4.0	+6.0	+8.0	dBm
Supply Current:			40	mA
Harmonic Suppression (2 <sup>nd</sup> Harmonic)		-20		dBc
Pushing:		0.5	1.0	MHz/V
Pulling, all Phases:		1.0	1.5	MHz pk-pk
Tuning Sensitivity:		10		MHz/V
Phase Noise @ 10kHz offset:		-110		dBc/Hz
Phase Noise @ 100kHz offset:		-130		dBc/Hz
Load Impedance:		50		$\Omega$
Input Capacitance:			15	pF
Operating Temperature Range:	-30		+70	$^{\circ}\text{C}$
Storage Temperature Range:	-45		+90	$^{\circ}\text{C}$

### Phase Noise (1 Hz BW, Typical)

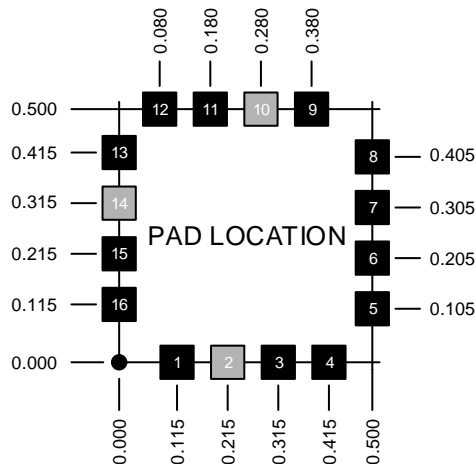
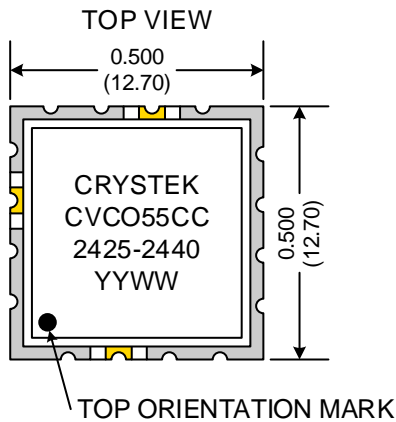
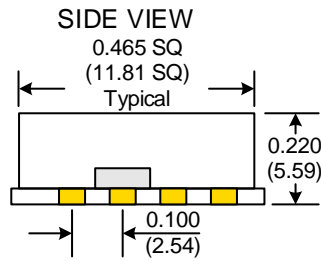
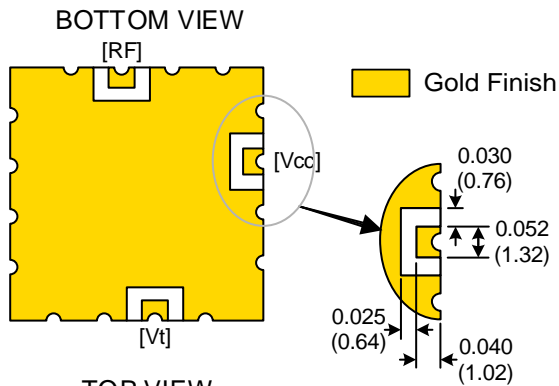


### Tuning Curve (Typical)



#### Product Control:

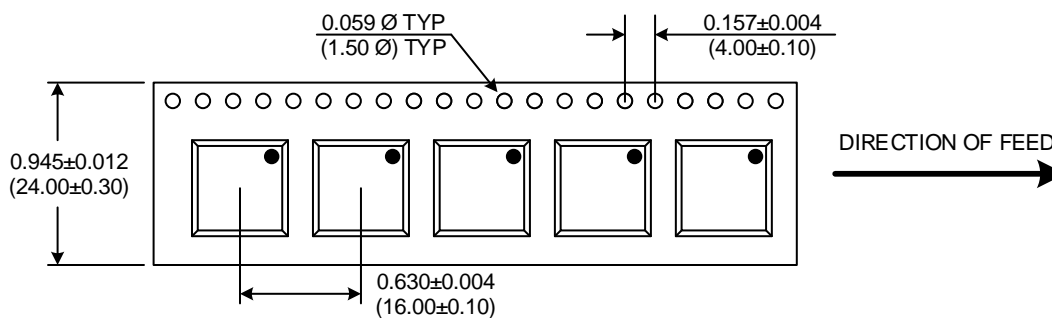
Crystek Part Number:	CVCO55CC-2425-2440	Release Date:	16-Feb-2021
Revision Level:	E	Responsible:	C. Vales



Pad	Connection
2	Vt
10	RF-OUTPUT
14	Vcc
Others	GROUND

- Unless otherwise specified, Dimensions are in: IN (mm)
- Pad Location Dimensions are in: Inches

**TAPE AND REEL**



Drawing not to scale

**Product Control:**

Crystek Part Number:	CVCO55CC-2425-2440	Release Date:	16-Feb-2021
Revision Level:	E	Responsible:	C. Vales

Crystek Corporation reserves the right to make changes to its products and/or information contained herein without notice. No liability is assumed as a result of its use or application.