

ANGELETTE-WW

~60° wide beam

TECHNICAL SPECIFICATIONS:

Dimensions	Ø 110.0 mm
Height	57.3 mm
Fastening	socket
ROHS compliant	yes ⓘ

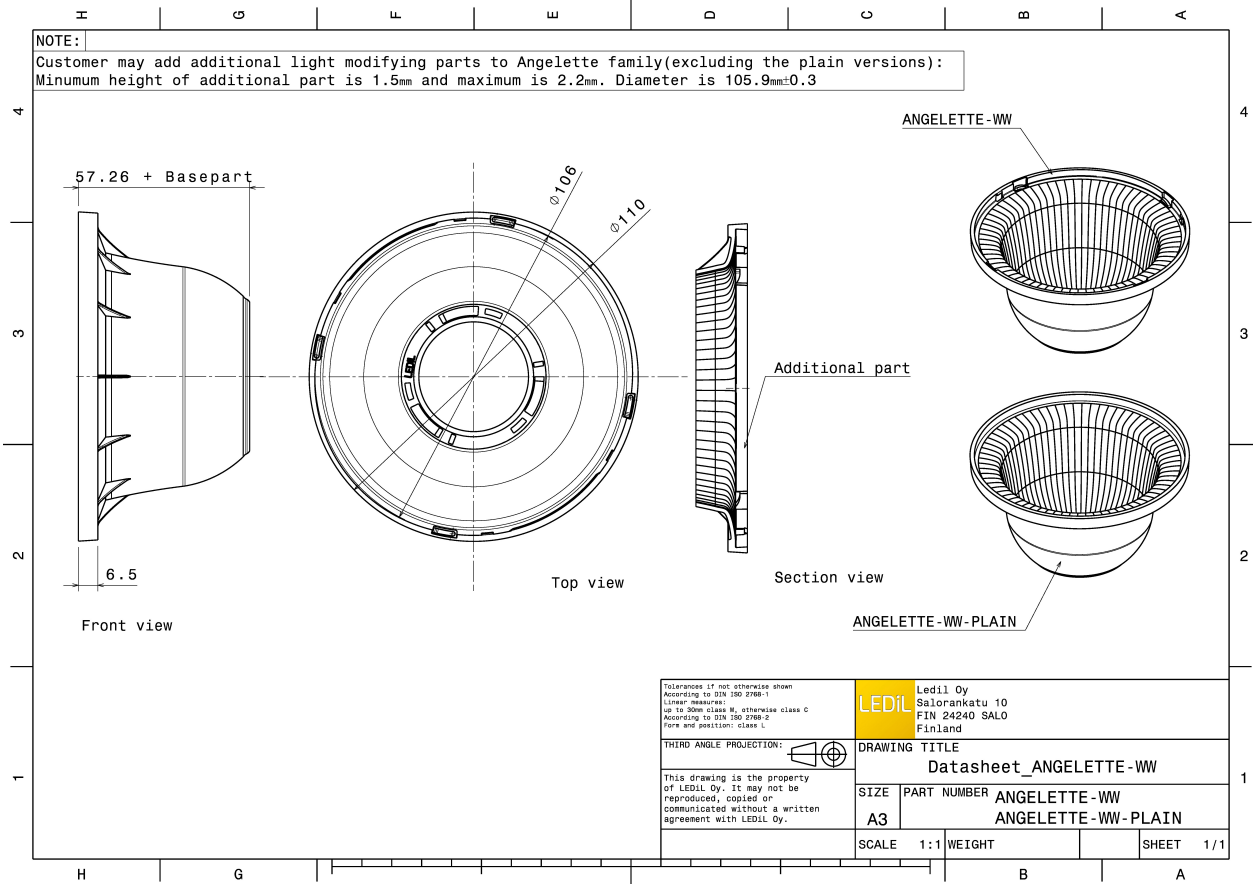
MATERIAL SPECIFICATIONS:

Component	Type	Material	Colour	Finish	Coating
ANGELETTE-WW	Reflector	PC	metal		





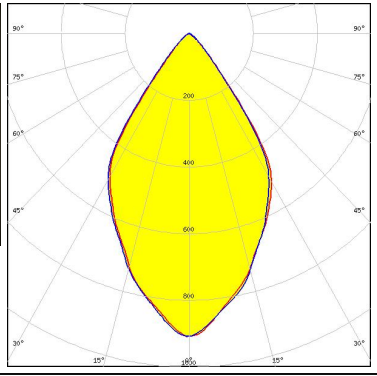


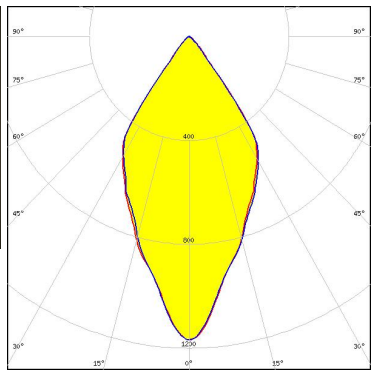


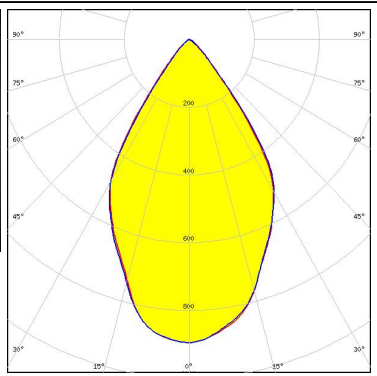


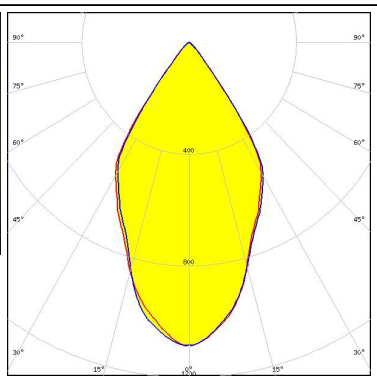
ORDERING INFORMATION:

Component	Qty in box	MOQ	MPQ	Box weight (kg)
F14534_ANGELETTE-WW » Box size: 398 x 298 x 265 mm	120	90	30	5.3



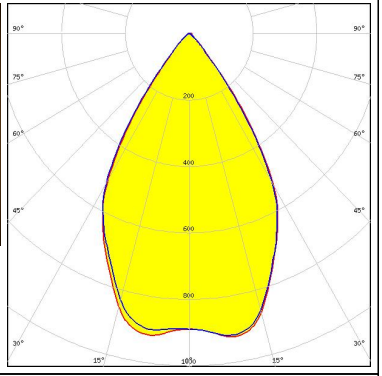


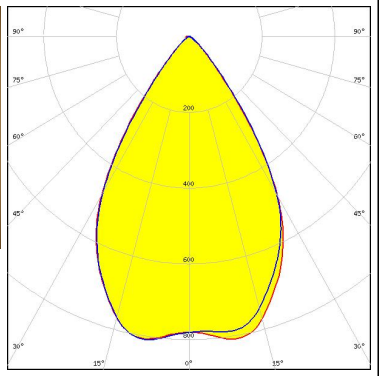


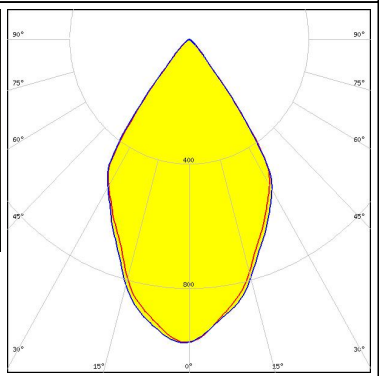


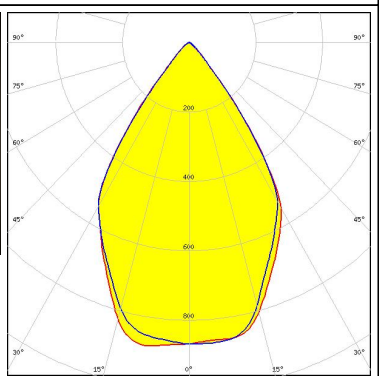


See also our general installation guide: www.ledil.com/installation_guide


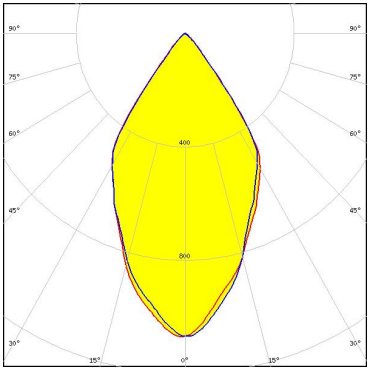

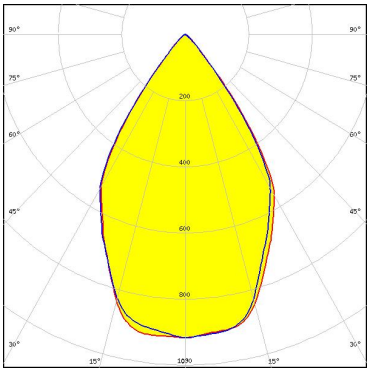

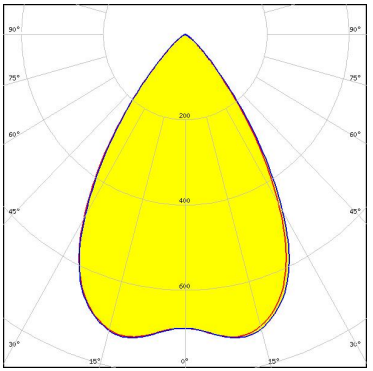

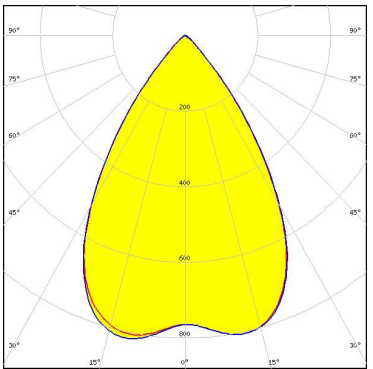
PHOTOMETRIC DATA (MEASURED):

<p></p> <p>LED V10 Gen7 FWHM / FWTM 65.0° / 86.0° Efficiency 85 % Peak intensity 0.9 cd/m LEDs/each optic 1 Light colour White</p> <p>Required components: C13658_CLAMP-VERO13-18 F13671_ANGE-RZ-LENS Bender Wirth: 434 Typ L1</p>		
<p></p> <p>LED V10 Gen7 FWHM / FWTM 54.0° / 79.0° Efficiency 89 % Peak intensity 1.2 cd/m LEDs/each optic 1 Light colour White</p> <p>Required components: C13658_CLAMP-VERO13-18 Bender Wirth: 434 Typ L1</p>		
<p></p> <p>LED V13 Gen7 FWHM / FWTM 65.0° / 86.0° Efficiency 85 % Peak intensity 0.9 cd/m LEDs/each optic 1 Light colour White</p> <p>Required components: F13671_ANGE-RZ-LENS TE Connectivity: 2213254-2 + OPTIC CLIP Z50 TYPE1 2213194-1</p>		
<p></p> <p>LED V13 Gen7 FWHM / FWTM 60.0° / 80.0° Efficiency 89 % Peak intensity 1.1 cd/m LEDs/each optic 1 Light colour White</p> <p>Required components: TE Connectivity: 2213254-2 + OPTIC CLIP Z50 TYPE1 2213194-1</p>		



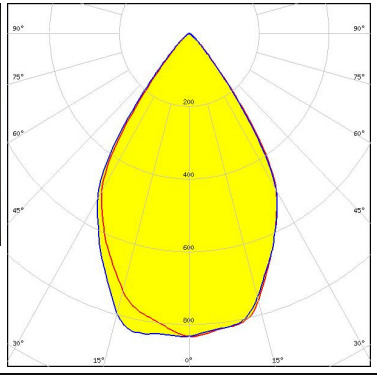


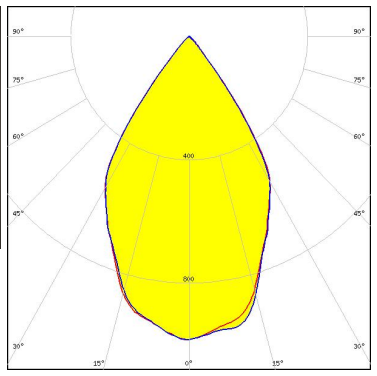


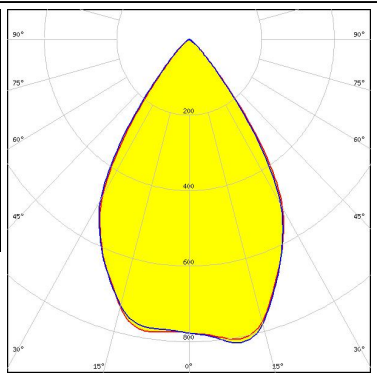


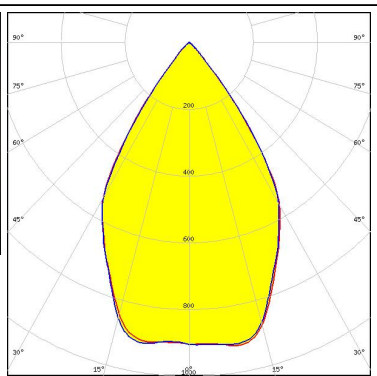
PHOTOMETRIC DATA (MEASURED):

<p></p> <p>LED V22 Gen6 FWHM / FWTM 63.0° / 83.0° Efficiency 89 % Peak intensity 0.9 cd/lm LEDs/each optic 1 Light colour White Required components: IDEAL: 50-2204-CT + 50-2100AN</p>		
<p></p> <p>LED V22 Gen6 FWHM / FWTM 65.0° / 88.0° Efficiency 85 % Peak intensity 0.8 cd/lm LEDs/each optic 1 Light colour White Required components: F13671_ANGE-RZ-LENS IDEAL: 50-2204-CT + 50-2100AN</p>		
<p></p> <p>LED Vero SE 13 FWHM / FWTM 66.0° / 83.0° Efficiency 89 % Peak intensity 1 cd/lm LEDs/each optic 1 Light colour White Required components: C16402_CLAMP-VEROSE-13-18</p>		
<p></p> <p>LED Vero SE 18 FWHM / FWTM 67.0° / 85.0° Efficiency 89 % Peak intensity 0.9 cd/lm LEDs/each optic 1 Light colour White Required components: C16402_CLAMP-VEROSE-13-18</p>		



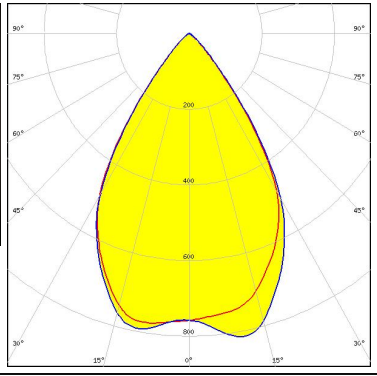


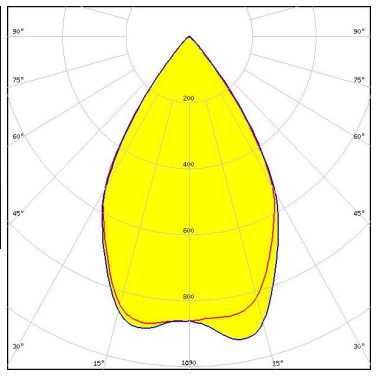

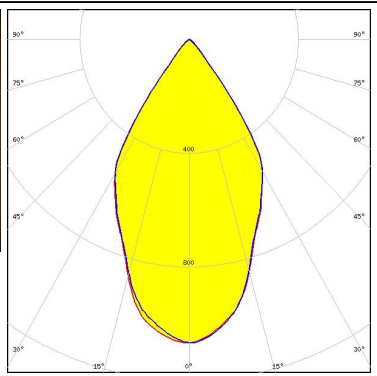

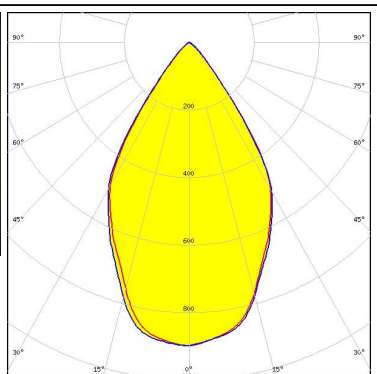
PHOTOMETRIC DATA (MEASURED):

<p>bridgelux.</p> <p>LED VERO13</p> <p>FWHM / FWTM 60.0° / 82.0°</p> <p>Efficiency 90 %</p> <p>Peak intensity 1.1 cd/lm</p> <p>LEDs/each optic 1</p> <p>Light colour White</p> <p>Required components: C13658_CLAMP-VERO13-18</p>		
<p>bridgelux.</p> <p>LED VERO18</p> <p>FWHM / FWTM 66.0° / 84.0°</p> <p>Efficiency 89 %</p> <p>Peak intensity 0.9 cd/lm</p> <p>LEDs/each optic 1</p> <p>Light colour White</p> <p>Required components: C13658_CLAMP-VERO13-18</p>		
<p>bridgelux.</p> <p>LED VERO29</p> <p>FWHM / FWTM 69.0° / 94.0°</p> <p>Efficiency 85 %</p> <p>Peak intensity 0.7 cd/lm</p> <p>LEDs/each optic 1</p> <p>Light colour White</p> <p>Required components: C13584_CLAMP-VERO29 F13671_ANGE-RZ-LENS</p>		
<p>bridgelux.</p> <p>LED VERO29</p> <p>FWHM / FWTM 68.0° / 89.0°</p> <p>Efficiency 90 %</p> <p>Peak intensity 0.8 cd/lm</p> <p>LEDs/each optic 1</p> <p>Light colour White</p> <p>Required components: C13584_CLAMP-VERO29</p>		

PHOTOMETRIC DATA (MEASURED):

<p></p> <p>LED Vesta TW 15mm DP FWHM / FWTM 66.0° / 86.0° Efficiency 84 % Peak intensity 0.8 cd/m LEDs/each optic 1 Light colour White</p> <p>Required components: C13658_CLAMP-VERO13-18 F13671_ANGE-RZ-LENS Bender Wirth: 482 Typ L2</p>		
<p></p> <p>LED Vesta TW 15mm DP FWHM / FWTM 65.0° / 82.0° Efficiency 89 % Peak intensity 1 cd/m LEDs/each optic 1 Light colour White</p> <p>Required components: C13658_CLAMP-VERO13-18 Bender Wirth: 482 Typ L2</p>		
<p></p> <p>LED Vesta TW 18mm (31W) DP FWHM / FWTM 66.0° / 88.0° Efficiency 84 % Peak intensity 0.8 cd/m LEDs/each optic 1 Light colour Tunable White</p> <p>Required components: C13584_CLAMP-VERO29 F13671_ANGE-RZ-LENS Bender Wirth: 483 Typ L3</p>		
<p></p> <p>LED Vesta TW 18mm (31W) DP FWHM / FWTM 65.0° / 83.0° Efficiency 89 % Peak intensity 0.9 cd/m LEDs/each optic 1 Light colour Tunable White</p> <p>Required components: C13584_CLAMP-VERO29 Bender Wirth: 483 Typ L3</p>		

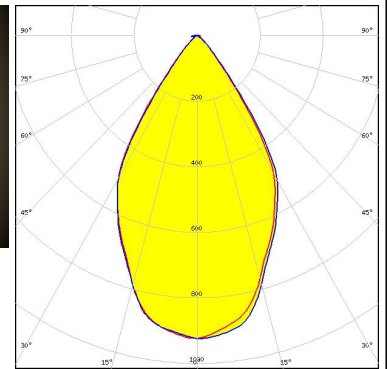
PHOTOMETRIC DATA (MEASURED):

<p></p> <p>LED Vesta TW 22mm DP FWHM / FWTM 66.0° / 88.0° Efficiency 84 % Peak intensity 0.8 cd/m LEDs/each optic 1 Light colour Tunable White</p> <p>Required components: C13584_CLAMP-VERO29 F13671_ANGE-RZ-LENS Bender Wirth: 494 Typ L3</p>		
<p></p> <p>LED Vesta TW 22mm DP FWHM / FWTM 65.0° / 83.0° Efficiency 88 % Peak intensity 0.9 cd/m LEDs/each optic 1 Light colour Tunable White</p> <p>Required components: C13584_CLAMP-VERO29 Bender Wirth: 494 Typ L3</p>		
<h3>CITIZEN</h3> <p>LED CLL03x/CLU03x FWHM / FWTM 61.0° / 81.0° Efficiency 89 % Peak intensity 1.1 cd/m LEDs/each optic 1 Light colour White</p> <p>Required components: TE Connectivity: 2213254-2 + OPTIC CLIP Z50 TYPE1 2213194-1</p>		
<h3>CITIZEN</h3> <p>LED CLL03x/CLU03x FWHM / FWTM 64.0° / 86.0° Efficiency 85 % Peak intensity 0.9 cd/m LEDs/each optic 1 Light colour White</p> <p>Required components: F13671_ANGE-RZ-LENS TE Connectivity: 2213254-2 + OPTIC CLIP Z50 TYPE1 2213194-1</p>		

PHOTOMETRIC DATA (MEASURED):

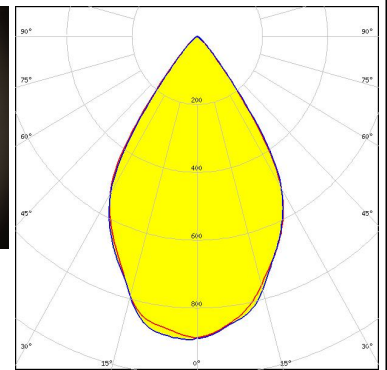

CITIZEN

LED CLL03x/CLU03x
 FWHM / FWTM 63.0° / 84.0°
 Efficiency 85 %
 Peak intensity 0.9 cd/lm
 LEDs/each optic 1
 Light colour White
 Required components:
 F13671_ANGE-RZ-LENS
 IDEAL: 50-2103CT + 50-2100AN



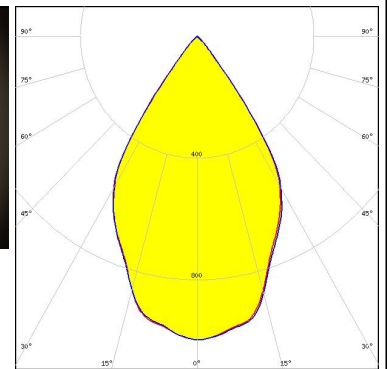

CITIZEN

LED CLL03x/CLU03x
 FWHM / FWTM 65.0° / 85.0°
 Efficiency 86 %
 Peak intensity 0.9 cd/lm
 LEDs/each optic 1
 Light colour White
 Required components:
 C16791_CLAMP-Z45-A
 F13671_ANGE-RZ-LENS
 TE Connectivity: 2325807-3



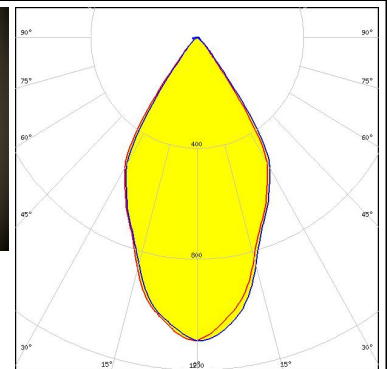

CITIZEN

LED CLL03x/CLU03x
 FWHM / FWTM 65.0° / 80.0°
 Efficiency 90 %
 Peak intensity 1 cd/lm
 LEDs/each optic 1
 Light colour White
 Required components:
 C16791_CLAMP-Z45-A
 TE Connectivity: 2325807-3



CITIZEN

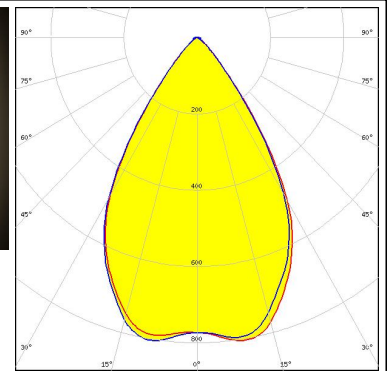

LED CLL03x/CLU03x
 FWHM / FWTM 59.0° / 80.0°
 Efficiency 89 %
 Peak intensity 1.1 cd/lm
 LEDs/each optic 1
 Light colour White
 Required components:
 IDEAL: 50-2103CT + 50-2100AN



PHOTOMETRIC DATA (MEASURED):

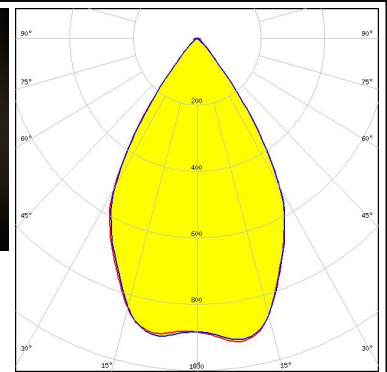

CITIZEN

LED CLL04x/CLU04x
 FWHM / FWTM 65.0° / 88.0°
 Efficiency 85 %
 Peak intensity 0.8 cd/lm
 LEDs/each optic 1
 Light colour White
 Required components:
 F13671_ANGE-RZ-LENS
 IDEAL: 50-2204-CT + 50-2100AN



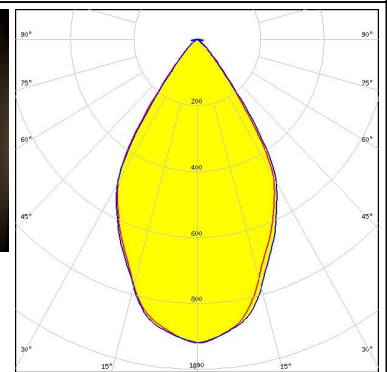

CITIZEN

LED CLL04x/CLU04x
 FWHM / FWTM 63.0° / 83.0°
 Efficiency 89 %
 Peak intensity 0.9 cd/lm
 LEDs/each optic 1
 Light colour White
 Required components:
 IDEAL: 50-2204CT + 50-2100LN



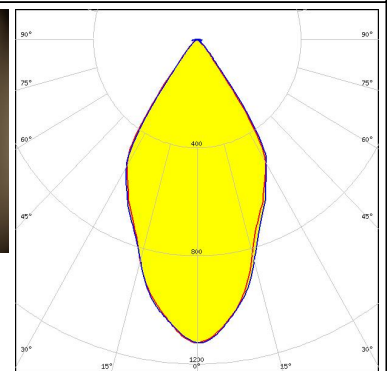

CITIZEN

LED CLU730/731
 FWHM / FWTM 63.0° / 85.0°
 Efficiency 85 %
 Peak intensity 0.9 cd/lm
 LEDs/each optic 1
 Light colour White
 Required components:
 F13671_ANGE-RZ-LENS
 IDEAL: 50-2204-CT + 50-2100AN



CITIZEN

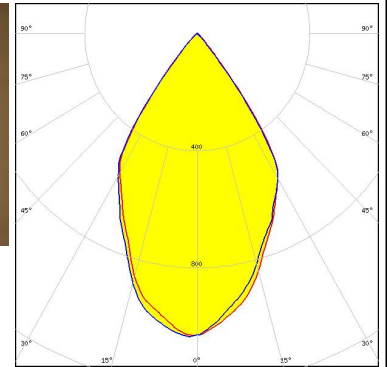
LED CLU730/731
 FWHM / FWTM 57.0° / 79.0°
 Efficiency 89 %
 Peak intensity 1.1 cd/lm
 LEDs/each optic 1
 Light colour White
 Required components:
 IDEAL: 50-2204-CT + 50-2100AN



PHOTOMETRIC DATA (MEASURED):

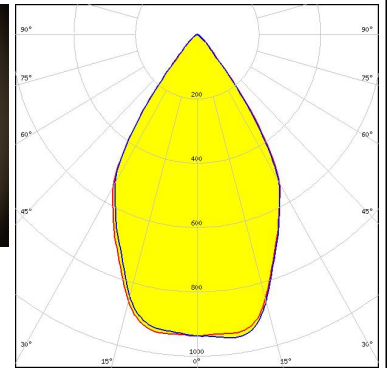

CREE LED

LED CMA1840
 FWHM / FWTM 65.0° / 81.0°
 Efficiency 91 %
 Peak intensity 1 cd/lm
 LEDs/each optic 1
 Light colour White
 Required components:
 C14123_CLAMP-CXA15-18



CREE LED

LED CMA2550
 FWHM / FWTM 64.0° / 83.0°
 Efficiency 90 %
 Peak intensity 1 cd/lm
 LEDs/each optic 1
 Light colour White
 Required components:
 C14036_CLAMP_CXA25-30



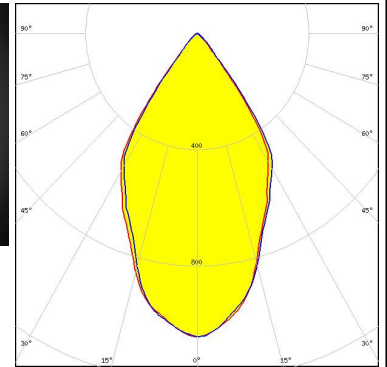

CREE LED

LED CMT14xx
 FWHM / FWTM 50.0° / 79.0°
 Efficiency 90 %
 Peak intensity 1.3 cd/lm
 LEDs/each optic 1
 Light colour White
 Required components:
 C13658_CLAMP-VERO13-18
 Bender Wirth: 434 Typ L1



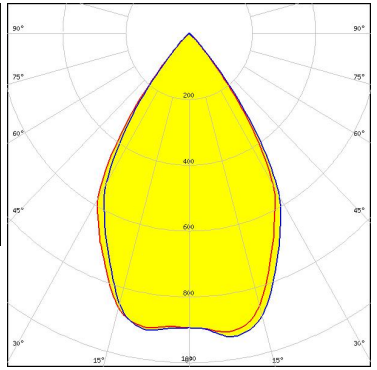


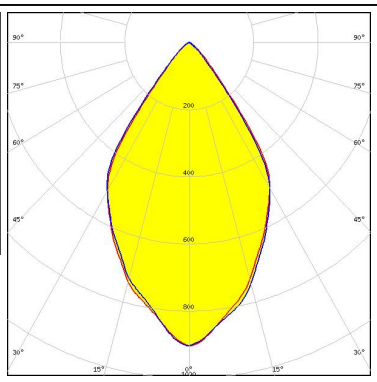


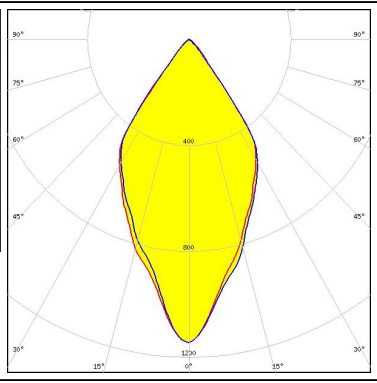


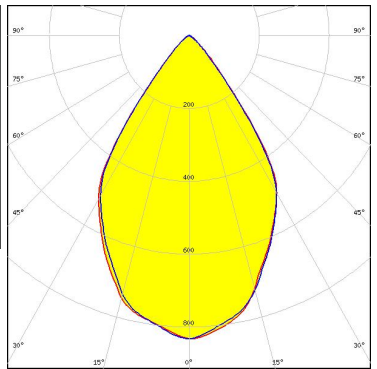


CREE LED


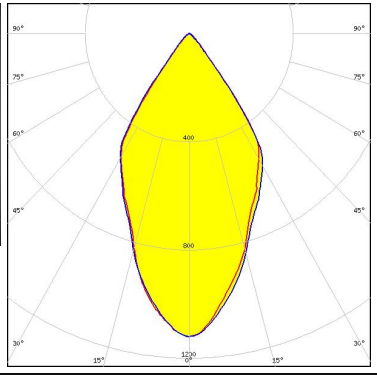

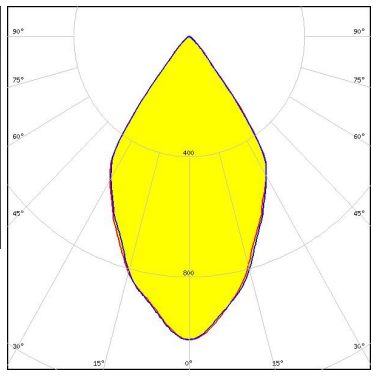

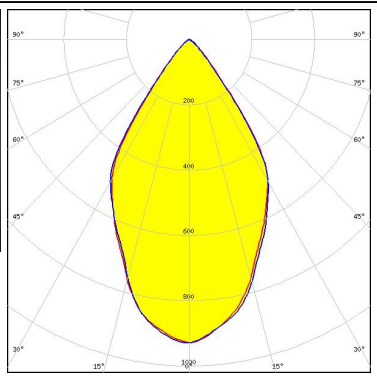

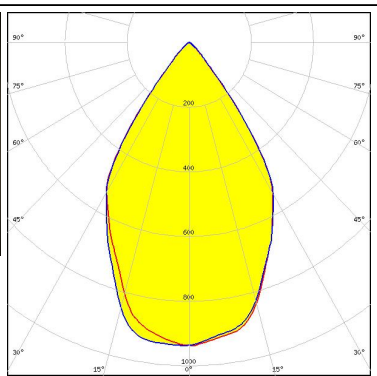
LED CMT19xx
 FWHM / FWTM 61.0° / 82.0°
 Efficiency 89 %
 Peak intensity 1 cd/lm
 LEDs/each optic 1
 Light colour White
 Required components:
 C13658_CLAMP-VERO13-18
 Bender Wirth: 477 Typ L1



PHOTOMETRIC DATA (MEASURED):

<p>CREE  LED</p> <p>LED CMT28xx FWHM / FWTM 65.0° / 84.0° Efficiency 90 % Peak intensity 0.9 cd/m LEDs/each optic 1 Light colour White Required components: C13584_CLAMP-VERO29 Bender Wirth: 471 Typ L3</p>		
<p>CREE  LED</p> <p>LED CXA/B 15xx FWHM / FWTM 66.0° / 88.0° Efficiency 86 % Peak intensity 0.9 cd/m LEDs/each optic 1 Light colour White Required components: C14123_CLAMP-CXA15-18 F13671_ANGE-RZ-LENS</p>		
<p>CREE  LED</p> <p>LED CXA/B 15xx FWHM / FWTM 55.0° / 81.0° Efficiency 90 % Peak intensity 1.1 cd/m LEDs/each optic 1 Light colour White Required components: C14123_CLAMP-CXA15-18</p>		
<p>CREE  LED</p> <p>LED CXA/B 1816 & CXA/B 1820 & CXA 1850 FWHM / FWTM 68.0° / 89.0° Efficiency 86 % Peak intensity 0.8 cd/m LEDs/each optic 1 Light colour White Required components: C14123_CLAMP-CXA15-18 F13671_ANGE-RZ-LENS</p>		

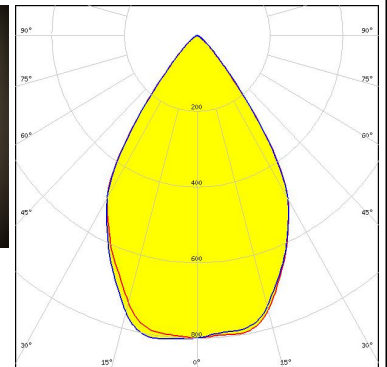

PHOTOMETRIC DATA (MEASURED):

<p>CREE LED</p> <p>LED CXA/B 1816 & CXA/B 1820 & CXA 1850 FWHM / FWTM 57.0° / 80.0° Efficiency 89 % Peak intensity 1.1 cd/lm LEDs/each optic 1 Light colour White Required components: TE Connectivity: 2213401-2 + OPTIC CLIP Z50 TYPE1 2213194-1</p>		
<p>CREE LED</p> <p>LED CXA/B 1816 & CXA/B 1820 & CXA 1850 FWHM / FWTM 64.0° / 83.0° Efficiency 90 % Peak intensity 1 cd/lm LEDs/each optic 1 Light colour White Required components: C14123_CLAMP-CXA15-18</p>		
<p>CREE LED</p> <p>LED CXA/B 1816 & CXA/B 1820 & CXA 1850 FWHM / FWTM 64.0° / 86.0° Efficiency 85 % Peak intensity 0.9 cd/lm LEDs/each optic 1 Light colour White Required components: F13671_ANGE-RZ-LENS TE Connectivity: 2213401-2 + OPTIC CLIP Z50 TYPE1 2213194-1</p>		
<p>CREE LED</p> <p>LED CXA/B 25xx FWHM / FWTM 65.0° / 84.0° Efficiency 89 % Peak intensity 0.9 cd/lm LEDs/each optic 1 Light colour White Required components: C14036_CLAMP_CXA25-30</p>		

PHOTOMETRIC DATA (MEASURED):

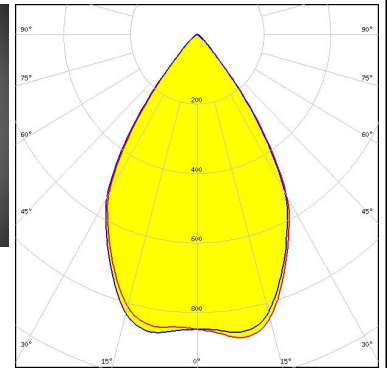

CREE LED

LED CXA/B 25xx
 FWHM / FWTM 67.0° / 90.0°
 Efficiency 85 %
 Peak intensity 0.8 cd/lm
 LEDs/each optic 1
 Light colour White
 Required components:
 C14036_CLAMP_CXA25-30
 F13671_ANGE-RZ-LENS



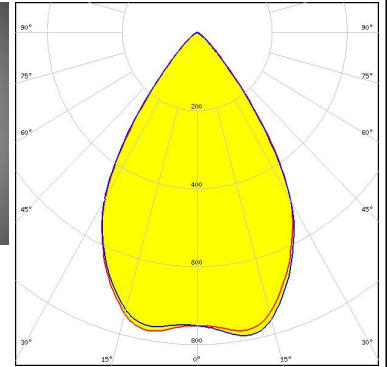

CREE LED

LED CXA/B 30xx
 FWHM / FWTM 66.0° / 86.0°
 Efficiency 90 %
 Peak intensity 0.9 cd/lm
 LEDs/each optic 1
 Light colour White
 Required components:
 C14036_CLAMP_CXA25-30



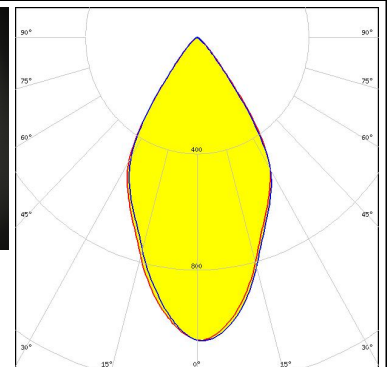

CREE LED

LED CXA/B 30xx
 FWHM / FWTM 67.0° / 91.0°
 Efficiency 86 %
 Peak intensity 0.8 cd/lm
 LEDs/each optic 1
 Light colour White
 Required components:
 C14036_CLAMP_CXA25-30
 F13671_ANGE-RZ-LENS


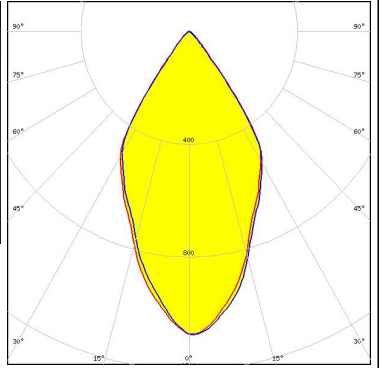

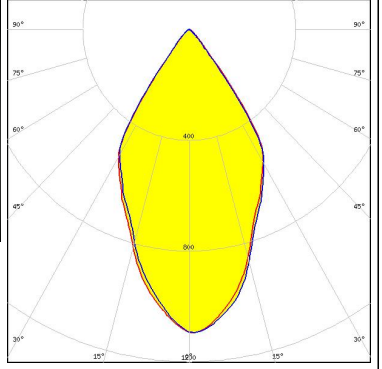

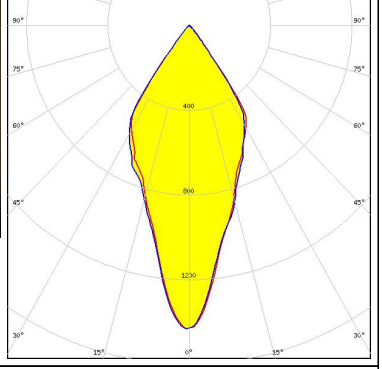

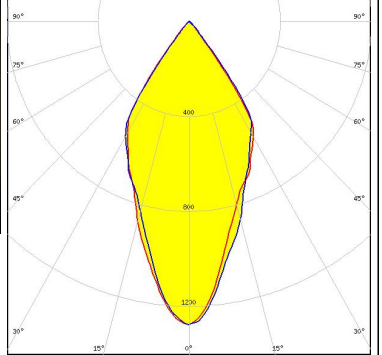


LUMILEDS

LED LUXEON CoB 1204/1205
 FWHM / FWTM 59.0° / 83.0°
 Efficiency 86 %
 Peak intensity 1 cd/lm
 LEDs/each optic 1
 Light colour White
 Required components:
 F15412_ANGELETTE-DL
 TE Connectivity: 2213130-2 + OPTIC CLIP Z50 TYPE1 2213194-1



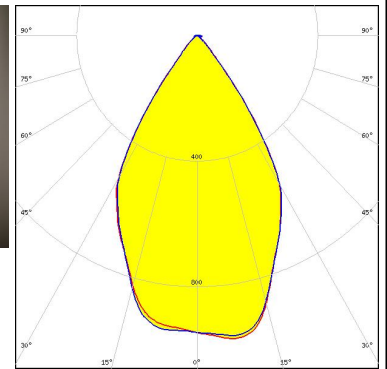

PHOTOMETRIC DATA (MEASURED):

<p>LUMILEDS</p> <p>LED LUXEON CoB 1204/1205</p> <p>FWHM / FWTM 58.0° / 81.0°</p> <p>Efficiency 86 %</p> <p>Peak intensity 1.1 cd/lm</p> <p>LEDs/each optic 1</p> <p>Light colour White</p> <p>Required components: F15176_ANGELETTE-LENS TE Connectivity: 2213130-2 + OPTIC CLIP Z50 TYPE1 2213194-1</p>		
<p>LUMILEDS</p> <p>LED LUXEON CoB 1204/1205</p> <p>FWHM / FWTM 59.0° / 80.0°</p> <p>Efficiency 89 %</p> <p>Peak intensity 1.1 cd/lm</p> <p>LEDs/each optic 1</p> <p>Light colour White</p> <p>Required components: TE Connectivity: 2213130-2 + OPTIC CLIP Z50 TYPE1 2213194-1</p>		
<p>LUMILEDS</p> <p>LED LUXEON CoB 1204HD</p> <p>FWHM / FWTM 42.0° / 77.0°</p> <p>Efficiency 90 %</p> <p>Peak intensity 1.4 cd/lm</p> <p>LEDs/each optic 1</p> <p>Light colour White</p> <p>Required components: TE Connectivity: 2213382-2 + OPTIC CLIP Z50 TYPE1 2213194-1</p>		
<p>LUMILEDS</p> <p>LED LUXEON CoB 1205HD</p> <p>FWHM / FWTM 50.0° / 78.0°</p> <p>Efficiency 90 %</p> <p>Peak intensity 1.3 cd/lm</p> <p>LEDs/each optic 1</p> <p>Light colour White</p> <p>Required components: TE Connectivity: 2213382-2 + OPTIC CLIP Z50 TYPE1 2213194-1</p>		

PHOTOMETRIC DATA (MEASURED):

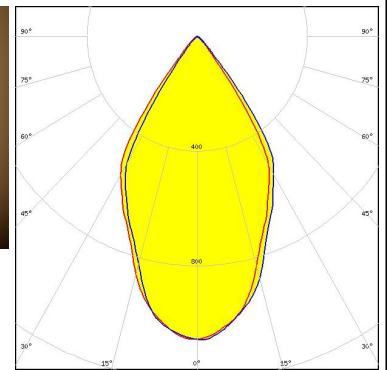
LUMILEDS

LED LUXEON CoB 1208
 FWHM / FWTM 63.0° / 82.0°
 Efficiency 89 %
 Peak intensity 1 cd/lm
 LEDs/each optic 1
 Light colour White
 Required components:
 IDEAL: 50-2204-CT + 50-2100AN



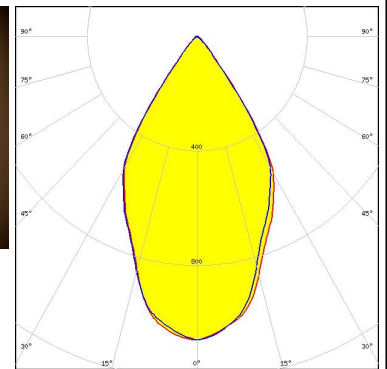

LUMILEDS

LED LUXEON CoB 1208
 FWHM / FWTM 61.0° / 81.0°
 Efficiency 89 %
 Peak intensity 1.1 cd/lm
 LEDs/each optic 1
 Light colour White
 Required components:
 TE Connectivity: 2213130-2 + OPTIC CLIP Z50 TYPE1 2213194-1



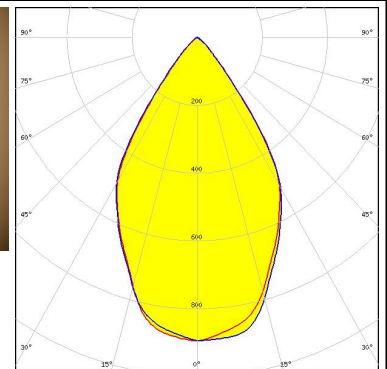
LUMILEDS

LED LUXEON CoB 1208
 FWHM / FWTM 61.0° / 80.0°
 Efficiency 89 %
 Peak intensity 1.1 cd/lm
 LEDs/each optic 1
 Light colour White
 Required components:
 IDEAL: 50-2100SH + 50-2100AN


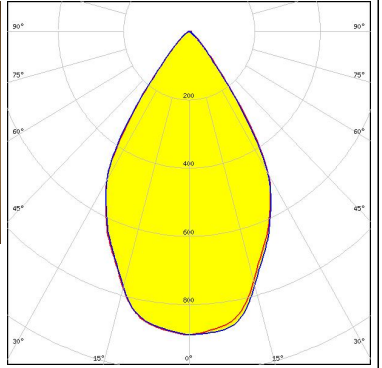

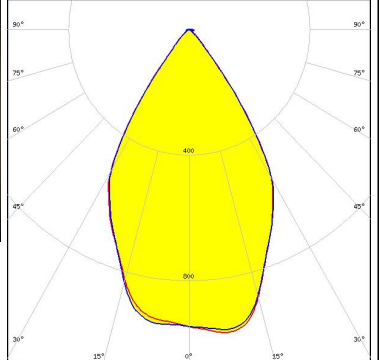

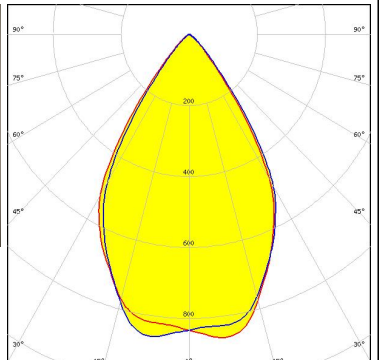

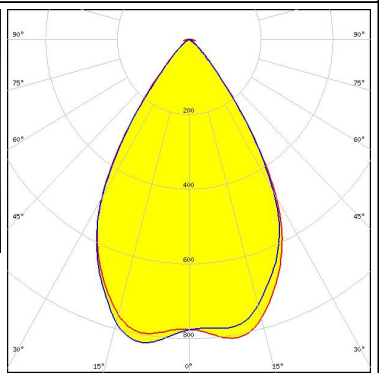


LUMILEDS


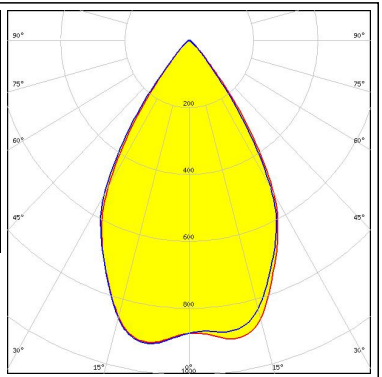

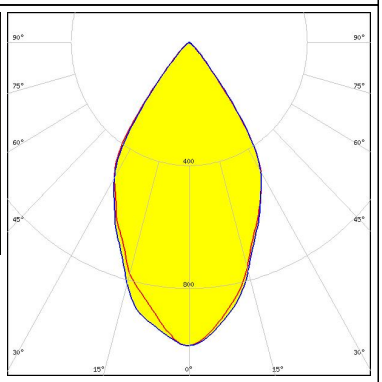

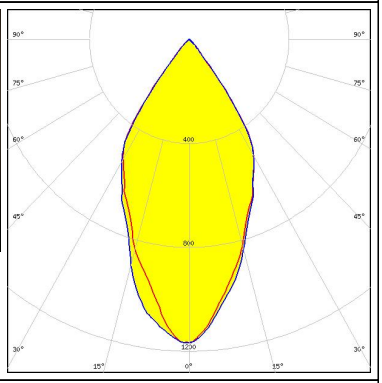

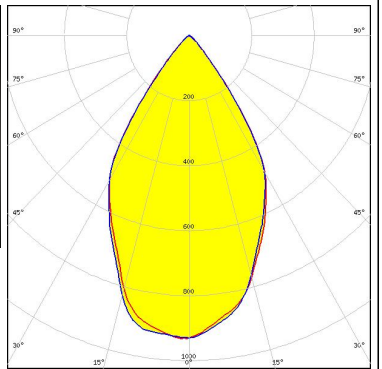
LED LUXEON CoB 1208
 FWHM / FWTM 64.0° / 86.0°
 Efficiency 85 %
 Peak intensity 0.9 cd/lm
 LEDs/each optic 1
 Light colour White
 Required components:
 F13671_ANGE-RZ-LENS
 TE Connectivity: 2213130-2 + OPTIC CLIP Z50 TYPE1 2213194-1




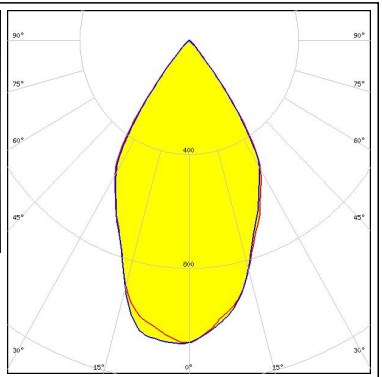

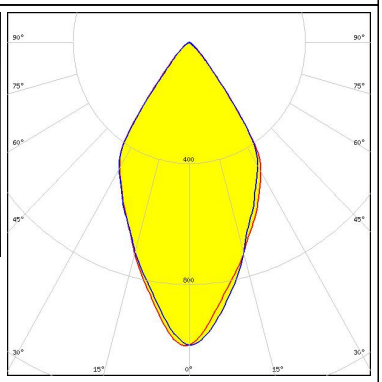

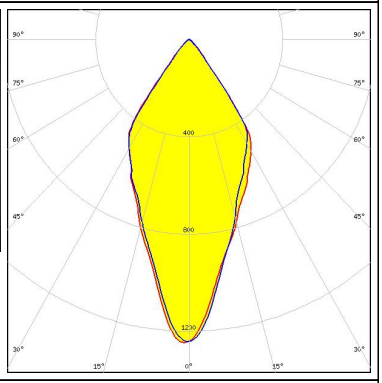

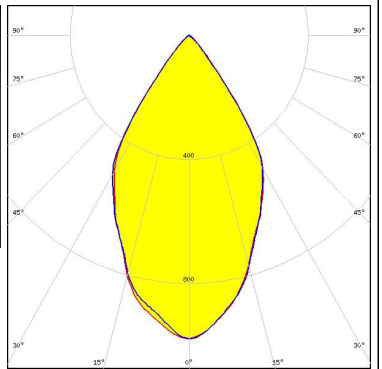
PHOTOMETRIC DATA (MEASURED):

<p>LUMILEDS</p> <p>LED LUXEON CoB 1208</p> <p>FWHM / FWTM 63.0° / 85.0°</p> <p>Efficiency 84 %</p> <p>Peak intensity 0.9 cd/lm</p> <p>LEDs/each optic 1</p> <p>Light colour White</p> <p>Required components: F13671_ANGE-RZ-LENS IDEAL: 50-2100SH + 50-2100AN</p>		
<p>LUMILEDS</p> <p>LED LUXEON CoB 1211</p> <p>FWHM / FWTM 63.0° / 82.0°</p> <p>Efficiency 88 %</p> <p>Peak intensity 1 cd/lm</p> <p>LEDs/each optic 1</p> <p>Light colour White</p> <p>Required components: IDEAL: 50-2204-CT + 50-2100AN</p>		
<p>LUMILEDS</p> <p>LED LUXEON CoB 1211</p> <p>FWHM / FWTM 64.0° / 87.0°</p> <p>Efficiency 85 %</p> <p>Peak intensity 0.9 cd/lm</p> <p>LEDs/each optic 1</p> <p>Light colour White</p> <p>Required components: F13671_ANGE-RZ-LENS IDEAL: 50-2204-CT + 50-2100AN</p>		
<p>LUMILEDS</p> <p>LED LUXEON CoB 1216/1812</p> <p>FWHM / FWTM 64.0° / 88.0°</p> <p>Efficiency 85 %</p> <p>Peak intensity 0.8 cd/lm</p> <p>LEDs/each optic 1</p> <p>Light colour White</p> <p>Required components: F13671_ANGE-RZ-LENS IDEAL: 50-2204-CT + 50-2100AN</p>		


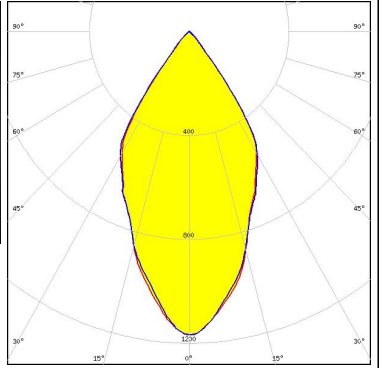

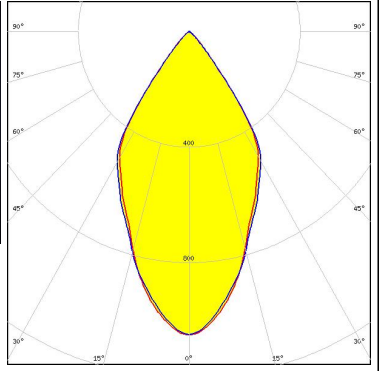

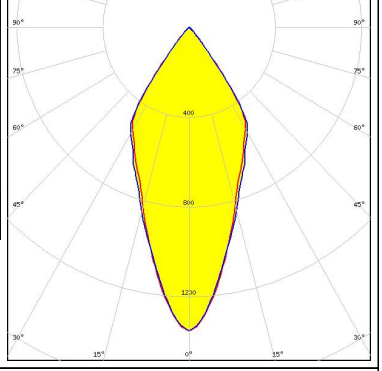

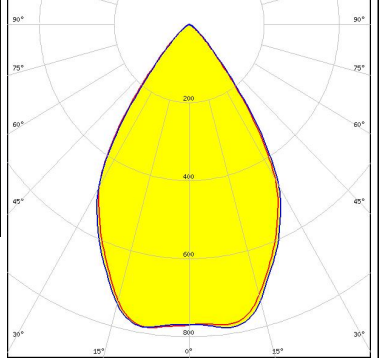
PHOTOMETRIC DATA (MEASURED):

<p>LUMILEDS</p> <p>LED LUXEON CoB 1216/1812</p> <p>FWHM / FWTM 63.0° / 84.0°</p> <p>Efficiency 89 %</p> <p>Peak intensity 0.9 cd/lm</p> <p>LEDs/each optic 1</p> <p>Light colour White</p> <p>Required components: IDEAL: 50-2204-CT + 50-2100AN</p>		
<p>LUMINUS</p> <p>LED CDM-14 (Dim-To-Warm)</p> <p>FWHM / FWTM 60.0° / 84.0°</p> <p>Efficiency 84 %</p> <p>Peak intensity 1 cd/lm</p> <p>LEDs/each optic 1</p> <p>Light colour White</p> <p>Required components: C13658_CLAMP-VERO13-18 F13671_ANGE-RZ-LENS Bender Wirth: 491 Typ L2</p>		
<p>LUMINUS</p> <p>LED CDM-14 (Dim-To-Warm)</p> <p>FWHM / FWTM 53.0° / 80.0°</p> <p>Efficiency 88 %</p> <p>Peak intensity 1.2 cd/lm</p> <p>LEDs/each optic 1</p> <p>Light colour White</p> <p>Required components: C13658_CLAMP-VERO13-18 Bender Wirth: 491 Typ L2</p>		
<p>LUMINUS</p> <p>LED CDM-18 (Dim-To-Warm)</p> <p>FWHM / FWTM 63.0° / 84.0°</p> <p>Efficiency 84 %</p> <p>Peak intensity 0.9 cd/lm</p> <p>LEDs/each optic 1</p> <p>Light colour White</p> <p>Required components: C13658_CLAMP-VERO13-18 F13671_ANGE-RZ-LENS Bender Wirth: 491 Typ L2</p>		

PHOTOMETRIC DATA (MEASURED):

<p>LUMINUS</p> <p>LED CDM-18 (Dim-To-Warm)</p> <p>FWHM / FWTM 60.0° / 81.0°</p> <p>Efficiency 88 %</p> <p>Peak intensity 1.1 cd/lm</p> <p>LEDs/each optic 1</p> <p>Light colour White</p> <p>Required components: C13658_CLAMP-VERO13-18 Bender Wirth: 491 Typ L2</p>		
<p>LUMINUS</p> <p>LED CDM-9 (Dim-To-Warm)</p> <p>FWHM / FWTM 57.0° / 85.0°</p> <p>Efficiency 84 %</p> <p>Peak intensity 1 cd/lm</p> <p>LEDs/each optic 1</p> <p>Light colour White</p> <p>Required components: C13658_CLAMP-VERO13-18 F13671_ANGE-RZ-LENS Bender Wirth: 490 Typ L1</p>		
<p>LUMINUS</p> <p>LED CDM-9 (Dim-To-Warm)</p> <p>FWHM / FWTM 46.0° / 79.0°</p> <p>Efficiency 88 %</p> <p>Peak intensity 1.2 cd/lm</p> <p>LEDs/each optic 1</p> <p>Light colour White</p> <p>Required components: C13658_CLAMP-VERO13-18 Bender Wirth: 490 Typ L1</p>		
<p>LUMINUS</p> <p>LED CTM-14 (Tunable White)</p> <p>FWHM / FWTM 61.0° / 83.0°</p> <p>Efficiency 84 %</p> <p>Peak intensity 1 cd/lm</p> <p>LEDs/each optic 1</p> <p>Light colour White</p> <p>Required components: C13584_CLAMP-VERO29 F13671_ANGE-RZ-LENS Bender Wirth: 442 Typ L3</p>		

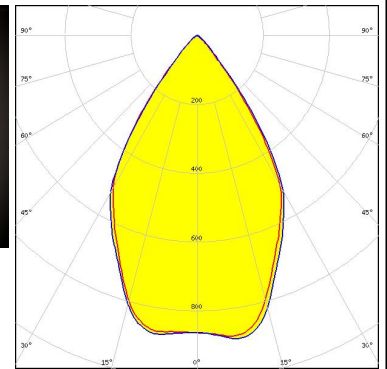

PHOTOMETRIC DATA (MEASURED):

<p>LUMINUS</p> <p>LED CTM-14 (Tunable White)</p> <p>FWHM / FWTM 55.0° / 79.0°</p> <p>Efficiency 89 %</p> <p>Peak intensity 1.2 cd/lm</p> <p>LEDs/each optic 1</p> <p>Light colour White</p> <p>Required components: C13584_CLAMP-VERO29 Bender Wirth: 442 Typ L3</p>		
<p>LUMINUS</p> <p>LED CTM-14 RGBW</p> <p>FWHM / FWTM 58.0° / 83.0°</p> <p>Efficiency 86 %</p> <p>Peak intensity 1.1 cd/lm</p> <p>LEDs/each optic 1</p> <p>Light colour RGBW</p> <p>Required components: C13584_CLAMP-VERO29 F13671_ANGE-RZ-LENS Bender Wirth: 500 Typ L3-1</p>		
<p>LUMINUS</p> <p>LED CTM-14 RGBW</p> <p>FWHM / FWTM 43.0° / 78.0°</p> <p>Efficiency 89 %</p> <p>Peak intensity 1.4 cd/lm</p> <p>LEDs/each optic 1</p> <p>Light colour RGBW</p> <p>Required components: C13584_CLAMP-VERO29 Bender Wirth: 500 Typ L3-1</p>		
<p>LUMINUS</p> <p>LED CTM-22 (Tunable White)</p> <p>FWHM / FWTM 66.0° / 90.0°</p> <p>Efficiency 83 %</p> <p>Peak intensity 0.8 cd/lm</p> <p>LEDs/each optic 1</p> <p>Light colour White</p> <p>Required components: C13584_CLAMP-VERO29 F13671_ANGE-RZ-LENS Bender Wirth: 494 Typ L3</p>		

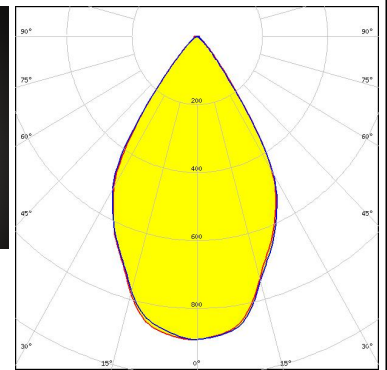

PHOTOMETRIC DATA (MEASURED):



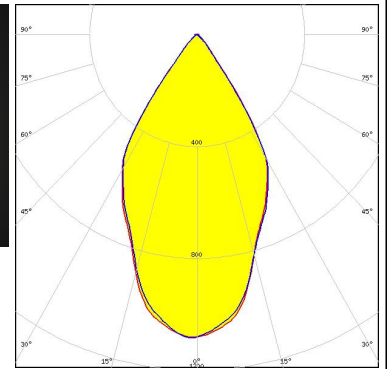

LED CTM-22 (Tunable White)
 FWHM / FWTM 65.0° / 85.0°
 Efficiency 87 %
 Peak intensity 0.9 cd/lm
 LEDs/each optic 1
 Light colour White
 Required components:
 C13584_CLAMP-VERO29
 Bender Wirth: 494 Typ L3



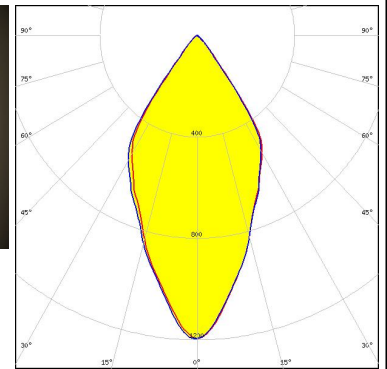

LED COB J-Type
 FWHM / FWTM 63.0° / 86.0°
 Efficiency 85 %
 Peak intensity 0.9 cd/lm
 LEDs/each optic 1
 Light colour White
 Required components:
 F13671_ANGE-RZ-LENS
 IDEAL: 50-2103NC + 50-2100AN




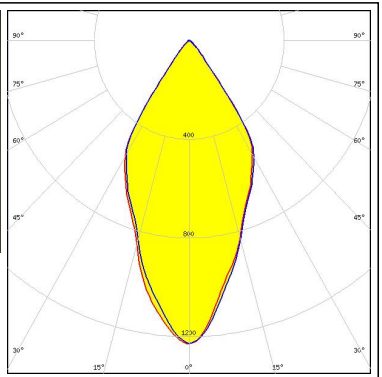

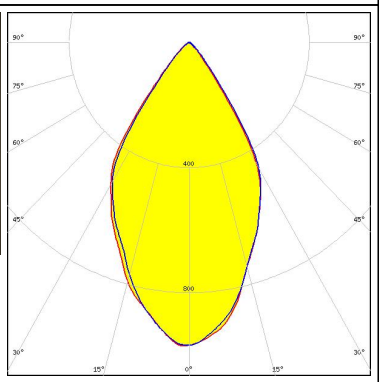

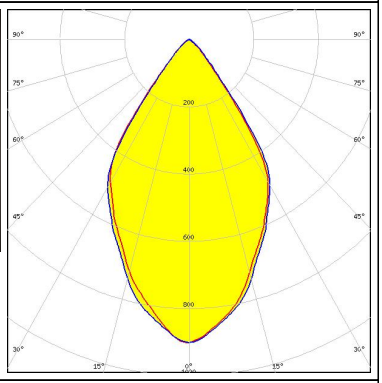

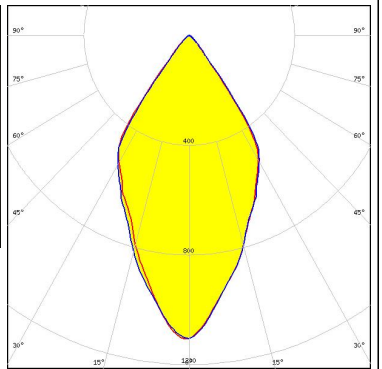
LED COB J-Type
 FWHM / FWTM 60.0° / 80.0°
 Efficiency 89 %
 Peak intensity 1.1 cd/lm
 LEDs/each optic 1
 Light colour White
 Required components:
 IDEAL: 50-2103NC + 50-2100AN



LED COB L-Type (LES 11)
 FWHM / FWTM 53.0° / 79.0°
 Efficiency 89 %
 Peak intensity 1.2 cd/lm
 LEDs/each optic 1
 Light colour White
 Required components:
 TE Connectivity: 2213382-2 + OPTIC CLIP Z50 TYPE1 2213194-1



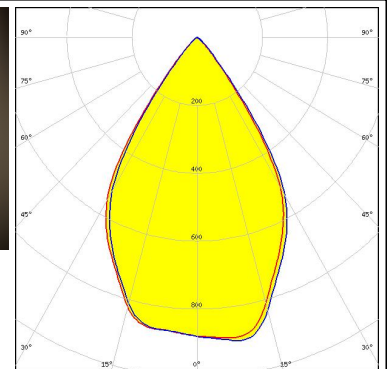

PHOTOMETRIC DATA (MEASURED):

<p>NICHIA</p> <p>LED COB L-Type (LES 11)</p> <p>FWHM / FWTM 51.0° / 77.0°</p> <p>Efficiency 88 %</p> <p>Peak intensity 1.2 cd/lm</p> <p>LEDs/each optic 1</p> <p>Light colour White</p> <p>Required components: IDEAL: 50-2100NC + 50-2100AN</p>		
<p>NICHIA</p> <p>LED COB L-Type (LES 11)</p> <p>FWHM / FWTM 61.0° / 83.0°</p> <p>Efficiency 84 %</p> <p>Peak intensity 1 cd/lm</p> <p>LEDs/each optic 1</p> <p>Light colour White</p> <p>Required components: F13671_ANGE-RZ-LENS IDEAL: 50-2100NC + 50-2100AN</p>		
<p>NICHIA</p> <p>LED NVCWJ024Z-V1MT: COB J-Type Tunable White</p> <p>FWHM / FWTM 65.0° / 87.0°</p> <p>Efficiency 84 %</p> <p>Peak intensity 0.9 cd/lm</p> <p>LEDs/each optic 1</p> <p>Light colour White</p> <p>Required components: C13658_CLAMP-VERO13-18 F13671_ANGE-RZ-LENS Bender Wirth: 498 Typ L2</p>		
<p>NICHIA</p> <p>LED NVCWJ024Z-V1MT: COB J-Type Tunable White</p> <p>FWHM / FWTM 58.0° / 81.0°</p> <p>Efficiency 88 %</p> <p>Peak intensity 1.1 cd/lm</p> <p>LEDs/each optic 1</p> <p>Light colour White</p> <p>Required components: C13658_CLAMP-VERO13-18 Bender Wirth: 498 Typ L2</p>		

PHOTOMETRIC DATA (MEASURED):

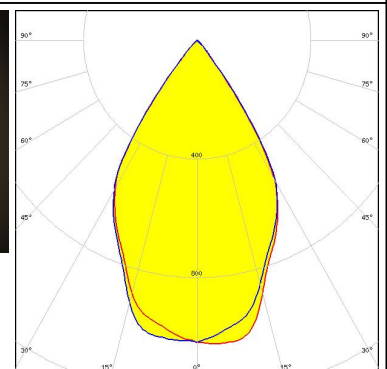

OSRAM

LED PrevaLED Core G7 L15 H1
 FWHM / FWTM 65.0° / 84.0°
 Efficiency 86 %
 Peak intensity 0.9 cd/lm
 LEDs/each optic 1
 Light colour White
 Required components:
 C16685_CLAMP-PRV-A
 F13671_ANGE-RZ-LENS



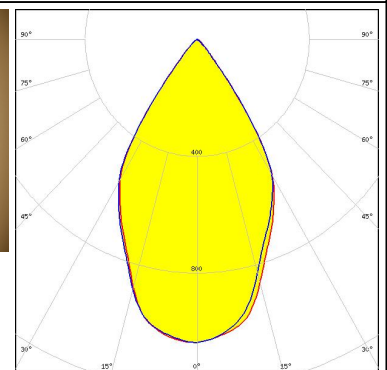
OSRAM

LED PrevaLED Core G7 L15 H1
 FWHM / FWTM 63.0° / 80.0°
 Efficiency 90 %
 Peak intensity 1 cd/lm
 LEDs/each optic 1
 Light colour White
 Required components:
 C16685_CLAMP-PRV-A



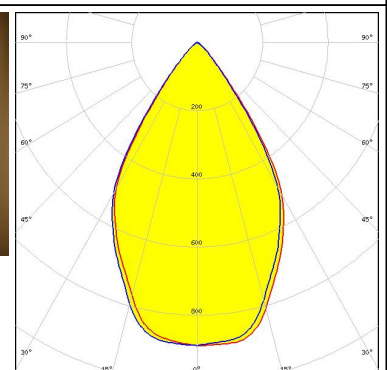
OSRAM

LED PrevaLED Core Z4 LES19
 FWHM / FWTM 62.0° / 81.0°
 Efficiency 89 %
 Peak intensity 1 cd/lm
 LEDs/each optic 1
 Light colour White
 Required components:
 TE Connectivity: OPTIC CLIP Z50 TYPE1 2213194-1


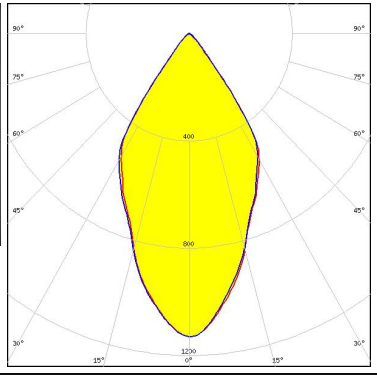

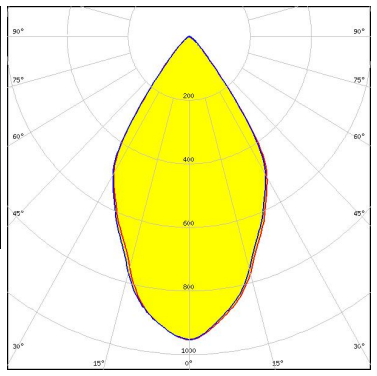

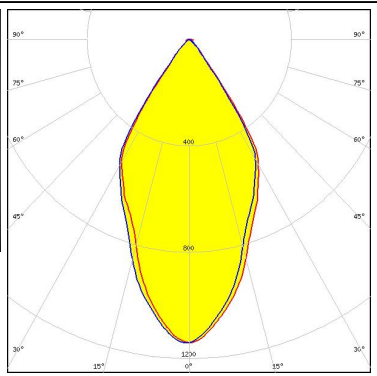

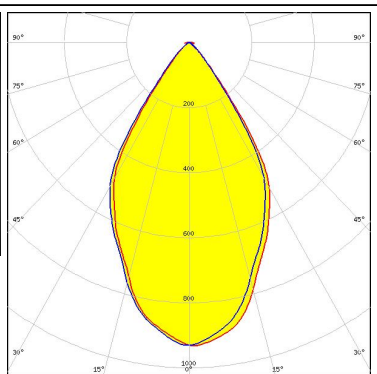


OSRAM

LED PrevaLED Core Z4 LES19
 FWHM / FWTM 64.0° / 86.0°
 Efficiency 86 %
 Peak intensity 0.9 cd/lm
 LEDs/each optic 1
 Light colour White
 Required components:
 F13671_ANGE-RZ-LENS
 TE Connectivity: 2213130-2



PHOTOMETRIC DATA (MEASURED):

<p>OSRAM Opto Semiconductors</p> <p>LED Soleriq S13 19x19</p> <p>FWHM / FWTM 56.0° / 80.0°</p> <p>Efficiency 89 %</p> <p>Peak intensity 1.1 cd/lm</p> <p>LEDs/each optic 1</p> <p>Light colour White</p> <p>Required components: TE Connectivity: 2213254-2 + OPTIC CLIP Z50 TYPE1 2213194-1</p>		
<p>OSRAM Opto Semiconductors</p> <p>LED Soleriq S13 19x19</p> <p>FWHM / FWTM 63.0° / 85.0°</p> <p>Efficiency 85 %</p> <p>Peak intensity 1 cd/lm</p> <p>LEDs/each optic 1</p> <p>Light colour White</p> <p>Required components: F13671_ANGE-RZ-LENS TE Connectivity: 2213254-2 + OPTIC CLIP Z50 TYPE1 2213194-1</p>		
<p>OSRAM Opto Semiconductors</p> <p>LED Soleriq S13 19x19</p> <p>FWHM / FWTM 56.0° / 79.0°</p> <p>Efficiency 88 %</p> <p>Peak intensity 1.1 cd/lm</p> <p>LEDs/each optic 1</p> <p>Light colour White</p> <p>Required components: IDEAL: 50-2103CT + 50-2100AN</p>		
<p>OSRAM Opto Semiconductors</p> <p>LED Soleriq S13 19x19</p> <p>FWHM / FWTM 62.0° / 85.0°</p> <p>Efficiency 84 %</p> <p>Peak intensity 0.9 cd/lm</p> <p>LEDs/each optic 1</p> <p>Light colour White</p> <p>Required components: F13671_ANGE-RZ-LENS IDEAL: 50-2103CT + 50-2100AN</p>		

PHOTOMETRIC DATA (MEASURED):

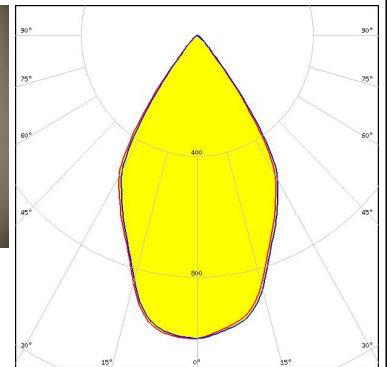
OSRAM

Opto Semiconductors

LED Soleriq S19
 FWHM / FWTM 63.0° / 82.0°
 Efficiency 89 %
 Peak intensity 1 cd/lm
 LEDs/each optic 1
 Light colour White

Required components:

TE Connectivity: 2213407-2 + OPTIC CLIP Z50 TYPE1 2213194-1



OSRAM

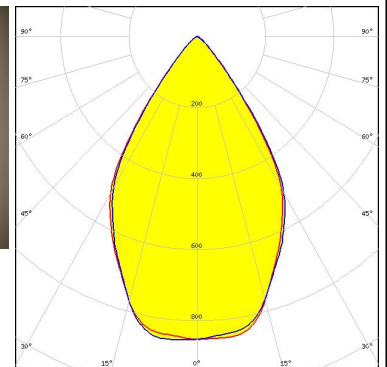

Opto Semiconductors

LED Soleriq S19
 FWHM / FWTM 65.0° / 87.0°
 Efficiency 85 %
 Peak intensity 0.9 cd/lm
 LEDs/each optic 1
 Light colour White

Required components:

F13671_ANGE-RZ-LENS

TE Connectivity: 2213407-2 + OPTIC CLIP Z50 TYPE1 2213194-1




PHILIPS

LED Fortimo SLM L13 CoB
 FWHM / FWTM 65.0° / 85.0°
 Efficiency 84 %
 Peak intensity 0.9 cd/lm
 LEDs/each optic 1
 Light colour White

Required components:

F13671_ANGE-RZ-LENS

TE Connectivity: 2213130-2 + OPTIC CLIP Z50 TYPE1 2213194-1

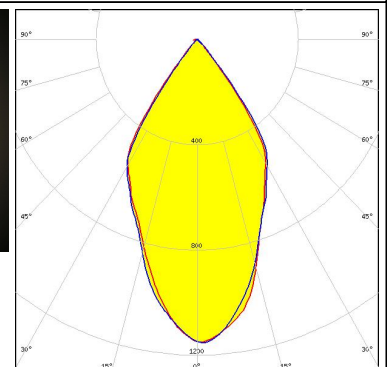



PHILIPS

LED Fortimo SLM L13 CoB
 FWHM / FWTM 56.0° / 80.0°
 Efficiency 90 %
 Peak intensity 1.2 cd/lm
 LEDs/each optic 1
 Light colour White

Required components:

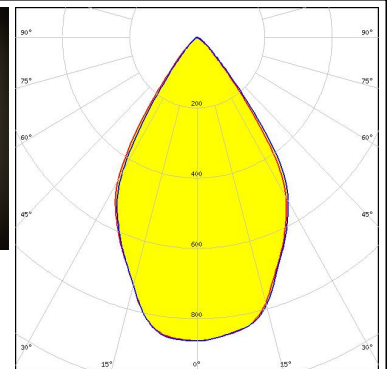

TE Connectivity: 2213130-2 + OPTIC CLIP Z50 TYPE1 2213194-1



PHOTOMETRIC DATA (MEASURED):

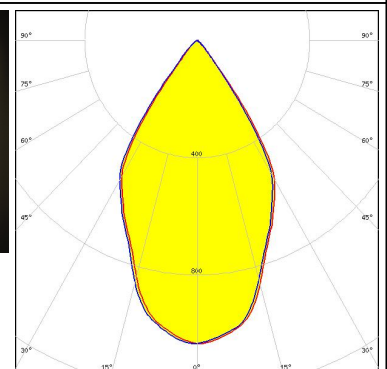

PHILIPS

LED Fortimo SLM L15 + SLM holder
 FWHM / FWTM 65.0° / 87.0°
 Efficiency 84 %
 Peak intensity 0.9 cd/lm
 LEDs/each optic 1
 Light colour White
 Required components:
 F13671_ANGE-RZ-LENS
 TE Connectivity: OPTIC CLIP Z50 TYPE1 2213194-1



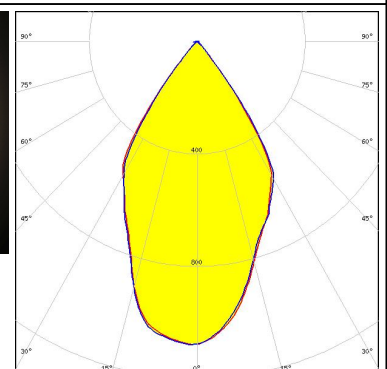

PHILIPS

LED Fortimo SLM L15 + SLM holder
 FWHM / FWTM 62.0° / 81.0°
 Efficiency 89 %
 Peak intensity 1 cd/lm
 LEDs/each optic 1
 Light colour White
 Required components:
 TE Connectivity: OPTIC CLIP Z50 TYPE1 2213194-1



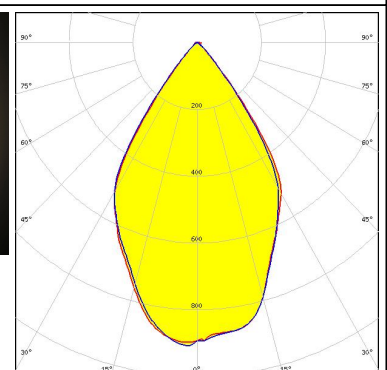

PHILIPS

LED Fortimo SLM L15 CoB
 FWHM / FWTM 61.0° / 81.0°
 Efficiency 90 %
 Peak intensity 1.1 cd/lm
 LEDs/each optic 1
 Light colour White
 Required components:
 TE Connectivity: 2213130-2 + OPTIC CLIP Z50 TYPE1 2213194-1



PHILIPS

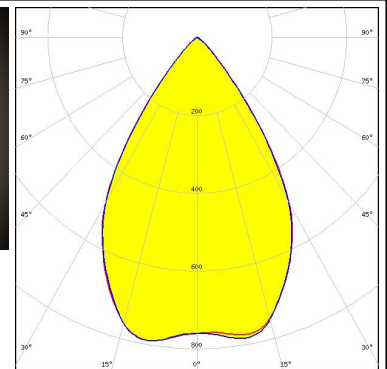

LED Fortimo SLM L15 CoB
 FWHM / FWTM 65.0° / 85.0°
 Efficiency 85 %
 Peak intensity 0.9 cd/lm
 LEDs/each optic 1
 Light colour White
 Required components:
 F13671_ANGE-RZ-LENS
 TE Connectivity: 2213130-2 + OPTIC CLIP Z50 TYPE1 2213194-1



PHOTOMETRIC DATA (MEASURED):

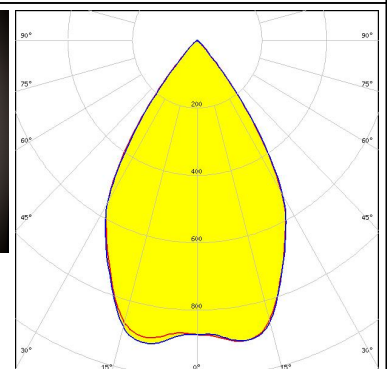

SAMSUNG

LED LC035T (Tunable white)
 FWHM / FWTM 66.0° / 89.0°
 Efficiency 84 %
 Peak intensity 0.8 cd/lm
 LEDs/each optic 1
 Light colour Tunable White
 Required components:
 C13584_CLAMP-VERO29
 F13671_ANGE-RZ-LENS
 Bender Wirth: 502 Typ L3



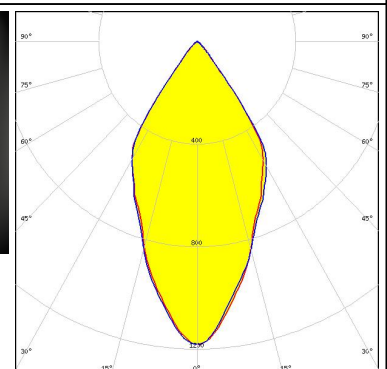

SAMSUNG

LED LC035T (Tunable white)
 FWHM / FWTM 65.0° / 84.0°
 Efficiency 89 %
 Peak intensity 0.9 cd/lm
 LEDs/each optic 1
 Light colour Tunable White
 Required components:
 C13584_CLAMP-VERO29
 Bender Wirth: 502 Typ L3



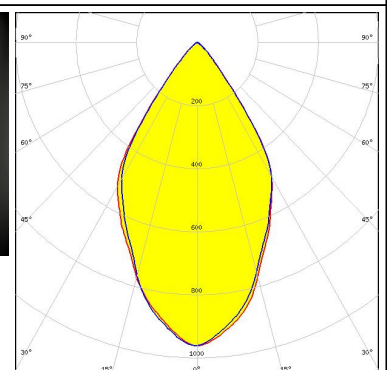

SAMSUNG

LED LC040C
 FWHM / FWTM 53.0° / 79.0°
 Efficiency 89 %
 Peak intensity 1.2 cd/lm
 LEDs/each optic 1
 Light colour White
 Required components:
 TE Connectivity: 2213382-2 + OPTIC CLIP Z50 TYPE1 2213194-1


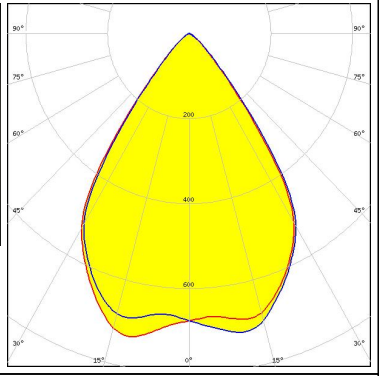

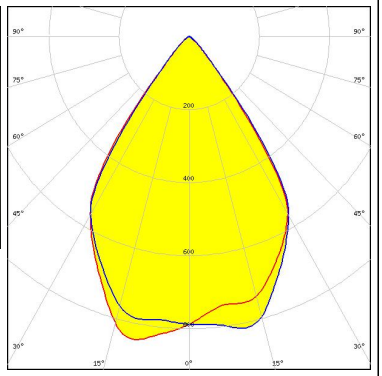

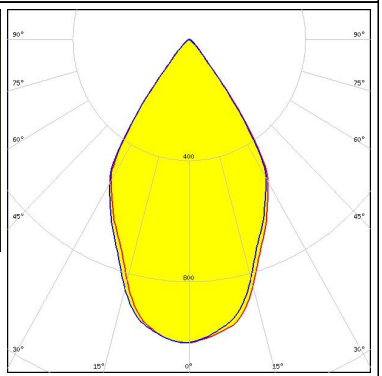

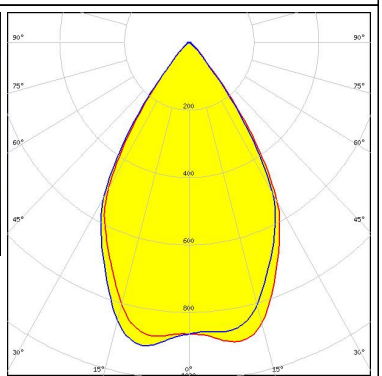


SAMSUNG


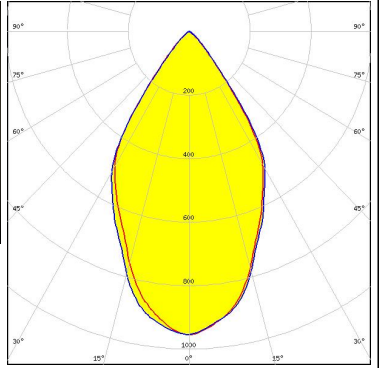

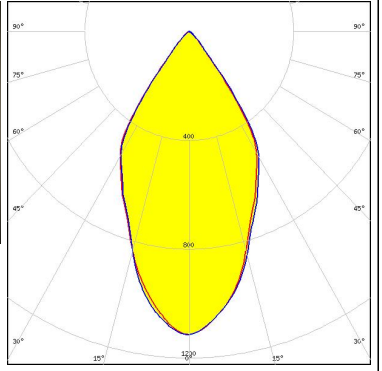

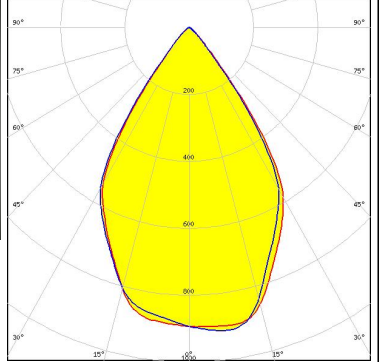
LED LC040C
 FWHM / FWTM 62.0° / 85.0°
 Efficiency 85 %
 Peak intensity 1 cd/lm
 LEDs/each optic 1
 Light colour White
 Required components:
 F13671_ANGE-RZ-LENS
 TE Connectivity: 2213382-2 + OPTIC CLIP Z50 TYPE1 2213194-1



PHOTOMETRIC DATA (MEASURED):

<p>SEOUL SEMICONDUCTOR</p> <p>LED AC Zhaga COB</p> <p>FWHM / FWTM 71.0° / 92.0°</p> <p>Efficiency 85 %</p> <p>Peak intensity 0.7 cd/lm</p> <p>LEDs/each optic 1</p> <p>Light colour White</p> <p>Required components: F13671_ANGE-RZ-LENS Optosource: SEHSMJD-A</p>		
<p>SEOUL SEMICONDUCTOR</p> <p>LED AC Zhaga COB</p> <p>FWHM / FWTM 70.0° / 87.0°</p> <p>Efficiency 89 %</p> <p>Peak intensity 0.9 cd/lm</p> <p>LEDs/each optic 1</p> <p>Light colour White</p> <p>Required components: Optosource: SEHSMJD-A</p>		
<p>SEOUL SEMICONDUCTOR</p> <p>LED MJT COB LES 14.5</p> <p>FWHM / FWTM 64.0° / 81.0°</p> <p>Efficiency 89 %</p> <p>Peak intensity 1 cd/lm</p> <p>LEDs/each optic 1</p> <p>Light colour White</p> <p>Required components: TE Connectivity: 2213254-2 + OPTIC CLIP Z50 TYPE1 2213194-1</p>		
<p>SEOUL SEMICONDUCTOR</p> <p>LED MJT COB LES 22</p> <p>FWHM / FWTM 64.0° / 84.0°</p> <p>Efficiency 87 %</p> <p>Peak intensity 0.9 cd/lm</p> <p>LEDs/each optic 1</p> <p>Light colour White</p> <p>Required components: C13584_CLAMP-VERO29 Bender Wirth: 431 Typ L3</p>		

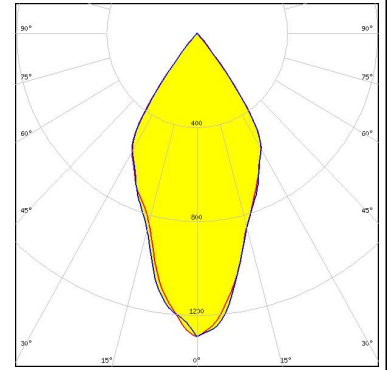
PHOTOMETRIC DATA (MEASURED):

<p>VS LIGHTING SOLUTIONS</p> <p>LED WU-M-484 FWHM / FWTM 62.0° / 85.0° Efficiency 85 % Peak intensity 1 cd/lm LEDs/each optic 1 Light colour White</p> <p>Required components: F13671_ANGE-RZ-LENS TE Connectivity: OPTIC CLIP Z50 TYPE1 2213194-1</p>		
<p>VS LIGHTING SOLUTIONS</p> <p>LED WU-M-484 FWHM / FWTM 56.0° / 81.0° Efficiency 89 % Peak intensity 1.1 cd/lm LEDs/each optic 1 Light colour White</p> <p>Required components: TE Connectivity: OPTIC CLIP Z50 TYPE1 2213194-1</p>		
<p>XICATO</p> <p>LED XIM - 19mm LES FWHM / FWTM 66.0° / 84.0° Efficiency 90 % Peak intensity 0.9 cd/lm LEDs/each optic 1 Light colour White</p> <p>Required components: C16491_XTM-ADAPTER-50-A</p>		

PHOTOMETRIC DATA (SIMULATED):

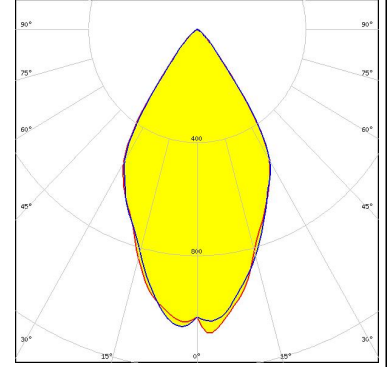
bridgelux.

LED V13 Gen7
 FWHM / FWTM 51.0° / 79.0°
 Efficiency 90 %
 Peak intensity 1.3 cd/lm
 LEDs/each optic 1
 Light colour White
 Required components:
 C13658_CLAMP-VERO13-18
 Bender Wirth: 477 Typ L1



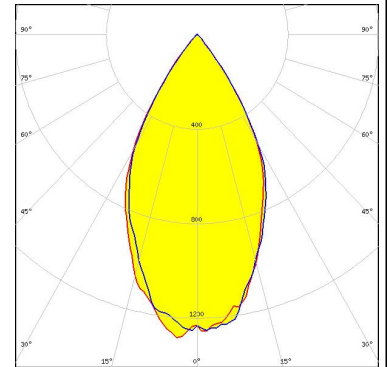
bridgelux.

LED V13 Gen7
 FWHM / FWTM 62.0° / 84.0°
 Efficiency 90 %
 Peak intensity 1.1 cd/lm
 LEDs/each optic 1
 Light colour White
 Required components:
 IDEAL: 50-2103CT + 50-2100AN



bridgelux.

LED V22 Gen7
 FWHM / FWTM 55.0° / 78.0°
 Efficiency 94 %
 Peak intensity 1.3 cd/lm
 LEDs/each optic 1
 Light colour White
 Required components:
 IDEAL: 50-2204-CT + 50-2100AN



GENERAL INFORMATION:

NOTE: The typical beam angle will be changed by different color, chip size and chip position tolerance. The typical total beam angle is the full angle measured where the luminous intensity is half of the peak value.

Due to use of high power COB's with this product, special attention to proper thermal design is highly recommended. LEDiL has no liability for direct, indirect or consecutive damages arising from the LEDiL products being used outside of the recommended temperature range.

MATERIALS:

As part of our continuous research and improvement processes, and to ensure the best possible quality and availability of our products, LEDiL reserves the right to change material grades without notice.

PRODUCT DATA USER AGREEMENT AND DISCLAIMER:

The measured data in the provided downloadable LEDiL Product Datasheets and Mechanical 2D-Drawings is rounded and provided as reference for planning. LEDiL Oy's optical specifications have been verified by conducting performance testing of the products in accordance with the company's quality system. The reported data are averaged results of multiple measurements with typical variation. LEDiL Oy reserves the right to without prior notification make changes and improvements to its products.

LEDiL Oy assumes neither warranty, nor guarantee nor any other liability of any kind for the contents and correctness of the provided data. The provided data has been generated with highest diligence but the provided data may in reality not represent the complete possible variation range of all intrinsic parameters. Therefore, in certain cases a deviation from the provided data could occur.

LEDiL Oy reserves the right to undertake technical changes of its products without further notification which could lead to changes in the provided data. LEDiL Oy assumes no liability of any kind for the possible deviation from any provided data or any other damage resulting from the usage of the provided data.

The user agrees to this disclaimer and user agreement with the download or usage of the provided files.

LEDiL Oy

Joensuunkatu 13
FI-24240 SALO
Finland

LEDiL Inc.

228 West Page Street
Suite D
Sycamore IL 60178
USA

Ledil Optics Technology (Shenzhen) Co., Ltd.

405 , Block B
Casic Motor Building
Shenzhen 518057
P.R.CHINA

Local sales and technical support

[www.ledil.com/
where_to_buy](http://www.ledil.com/where_to_buy)

Shipping locations

Salo, Finland
Hong Kong, China

Distribution Partners

[www.ledil.com/
where_to_buy](http://www.ledil.com/where_to_buy)