

Features

- Halogen Free Available Upon Request By Adding Suffix "-HF"
- Moisture Sensitivity Level 1
- Epoxy Meets UL 94 V-0 Flammability Rating
- Lead Free Finish/RoHS Compliant ("P" Suffix Designates RoHS Compliant. See Ordering Information)

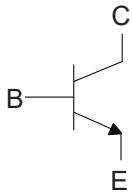
Maximum Ratings @ 25°C Unless Otherwise Specified

- Operating Junction Temperature Range: -55°C to +150°C
- Storage Temperature Range: -55°C to +150°C
- Thermal Resistance: 200°C/W Junction to Ambient

Parameter	Symbol	Rating	Unit
Collector-Base Voltage	V_{CBO}	60	V
Collector-Emitter Voltage	V_{CEO}	40	V
Emitter-Base Voltage	V_{EBO}	6	V
Continuous Collector Current	I_C	600	mA
Power Dissipation	P_D	625	mW

Marking: Type Number

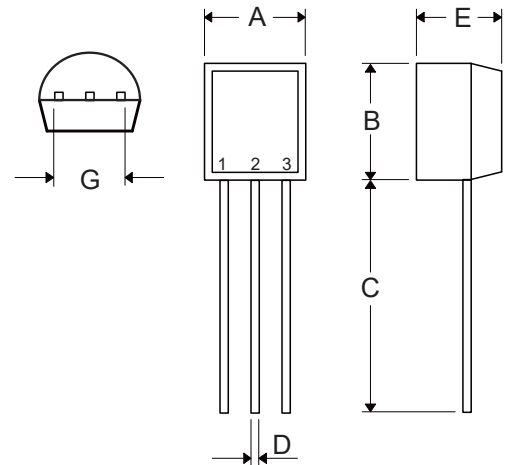
Internal Structure



1.EMITTER
2.BASE
3.COLLECTOR

NPN General Purpose Amplifier

TO-92



DIM	DIMENSIONS				NOTE
	INCHES		MM		
	MIN	MAX	MIN	MAX	
A	0.169	0.185	4.30	4.70	
B	0.169	0.185	4.30	4.70	
C	0.500	-----	12.70	-----	
D	0.015	0.022	0.38	0.55	
E	0.130	0.146	3.30	3.70	
G	0.095	0.105	2.42	2.67	Straight Lead
	0.173	0.220	4.40	5.60	Bent

Electrical Characteristics @ T_A=25°C Unless Otherwise Specified

Parameter	Symbol	Min	Typ	Max	Units	Conditions
Collector-Base Breakdown Voltage	V _{(BR)CBO}	60			V	I _C =100μA, I _E =0
Collector-Emitter Breakdown Voltage*	V _{(BR)CEO}	40			V	I _C =1mA, I _B =0
Emitter-Base Breakdown Voltage	V _{(BR)EBO}	6			V	I _E =100μA, I _C =0
Base Cutoff Current	I _{BL}			0.1	μA	V _{CE} =35V, V _{BE} =0.4V
Collector Cut-off Current	I _{CEX}			0.1	μA	V _{CE} =35V, V _{BE} =0.4V
DC Current Gain*	h _{FE(1)}	20				V _{CE} =1V, I _C =0.1mA
	h _{FE(2)}	40				V _{CE} =1V, I _C =1mA
	h _{FE(3)}	80				V _{CE} =1V, I _C =10mA
	h _{FE(4)}	100		300		V _{CE} =1V, I _C =150mA
	h _{FE(5)}	40				V _{CE} =1V, I _C =500mA
Collector-Emitter Saturation Voltage	V _{CE(sat)}			0.4	V	I _C =150mA, I _B =15mA
				0.75	V	I _C =500mA, I _B =50mA
Base-Emitter Saturation Voltage	V _{BE(sat)}	0.75		0.95	V	I _C =150mA, I _B =15mA
				1.2	V	I _C =500mA, I _B =50mA
Transition Frequency	f _T	250			MHz	V _{CE} =10V, I _C =20mA, f=100MHz
Delay Time	t _d			15	ns	V _{CC} =30V, V _{BE} =0.2V, I _C =150mA, I _{B1} =15mA
Rise Time	t _r			20	ns	
Storage Time	t _s			225	ns	V _{CC} =30V, I _C =150mA, I _{B1} =I _{B2} =15mA
Fall Time	t _f			30	ns	
Collector-Base Capacitance	C _{cb}			6.5	pF	V _{CB} =5V, I _E =0, f=100KHz
Emitter-Base Capacitance	C _{eb}			30	pF	V _{EB} =0.5V, I _C =0, f=100KHz

*.Pulse test: Pulse Width≤300μs,Duty Cycle≤2.0%.

Curve Characteristics

Fig. 1 - Static Characteristics

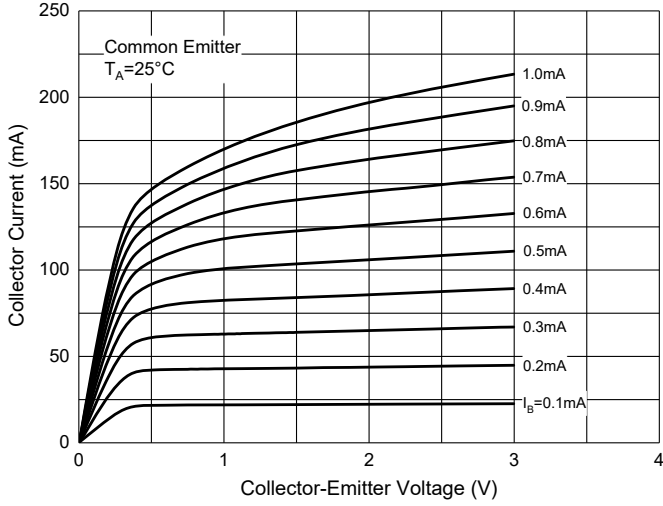


Fig. 2 - DC Current Gain Characteristics

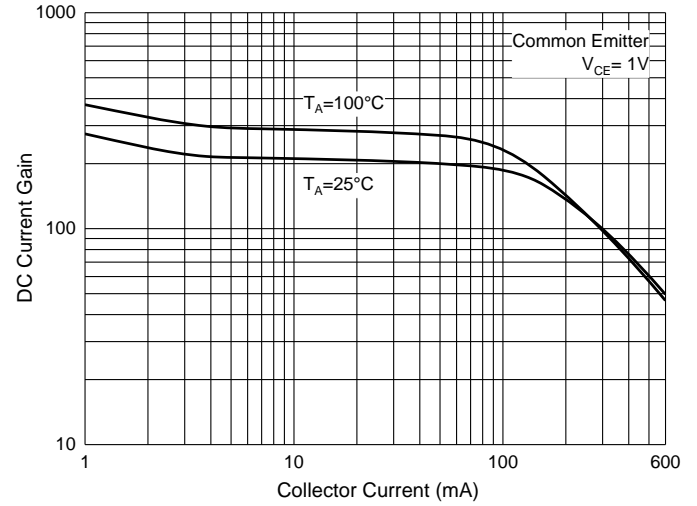


Fig. 3 - Base-Emitter Saturation Voltage Characteristics

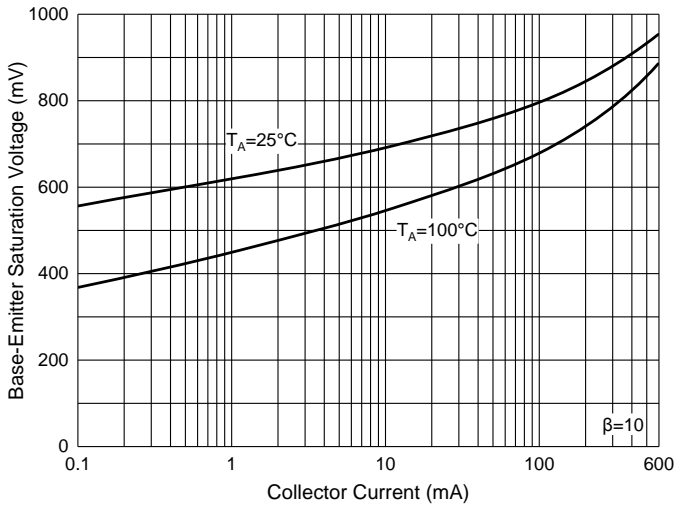


Fig. 4 - Collector-Emitter Saturation Voltage Characteristics

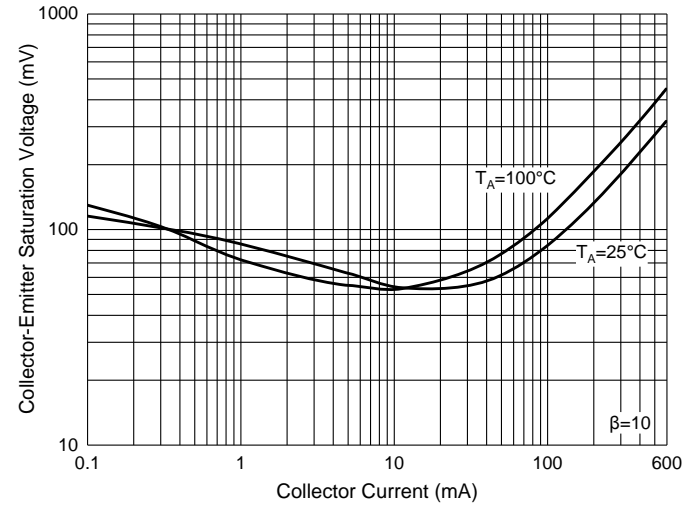


Fig. 5 - Base-Emitter Voltage Characteristics

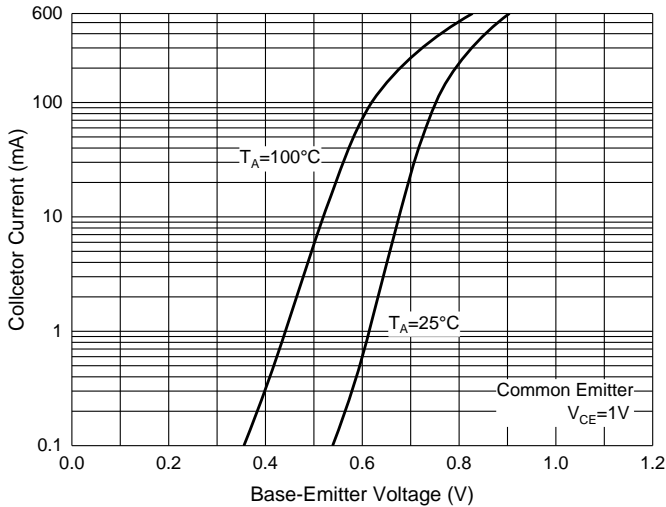
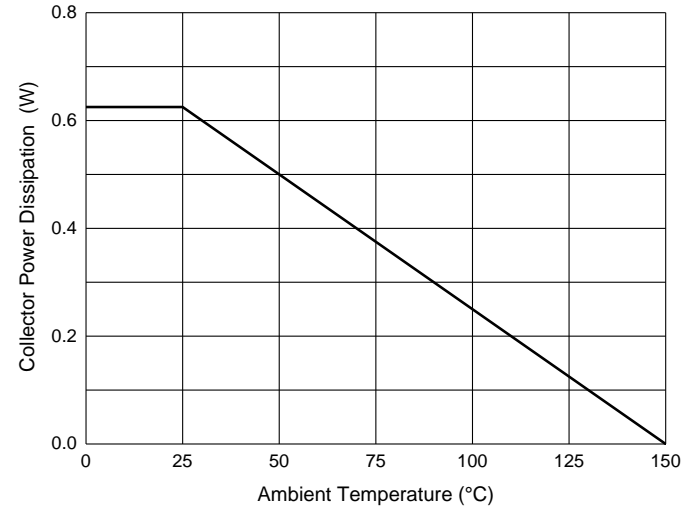


Fig. 6 - Collector Power Derating Curve



Ordering Information

Device	Packing
Part Number-AP	Ammo Packing: 20Kpcs/Carton
Part Number-BP	Bulk: 1k/Bag, 100K/Ctn;

Note : Adding "-HF" Suffix for Halogen Free, eg. Part Number-TP-HF

IMPORTANT NOTICE

Micro Commercial Components Corp. reserves the right to make changes without further notice to any product herein to make corrections, modifications, enhancements, improvements, or other changes. **Micro Commercial Components Corp.** does not assume any liability arising out of the application or use of any product described herein; neither does it convey any license under its patent rights, nor the rights of others. The user of products in such applications shall assume all risks of such use and will agree to hold **Micro Commercial Components Corp.** and all the companies whose products are represented on our website, harmless against all damages. **Micro Commercial Components Corp.** products are sold subject to the general terms and conditions of commercial sale, as published at <https://www.mccsemi.com/Home/TermsAndConditions>.

LIFE SUPPORT

MCC's products are not authorized for use as critical components in life support devices or systems without the express written approval of Micro Commercial Components Corporation.

CUSTOMER AWARENESS

Counterfeiting of semiconductor parts is a growing problem in the industry. Micro Commercial Components (MCC) is taking strong measures to protect ourselves and our customers from the proliferation of counterfeit parts. MCC strongly encourages customers to purchase MCC parts either directly from MCC or from Authorized MCC Distributors who are listed by country on our web page cited below. Products customers buy either from MCC directly or from Authorized MCC Distributors are genuine parts, have full traceability, meet MCC's quality standards for handling and storage. **MCC will not provide any warranty coverage or other assistance for parts bought from Unauthorized Sources.** MCC is committed to combat this global problem and encourage our customers to do their part in stopping this practice by buying direct or from authorized distributors.