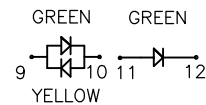
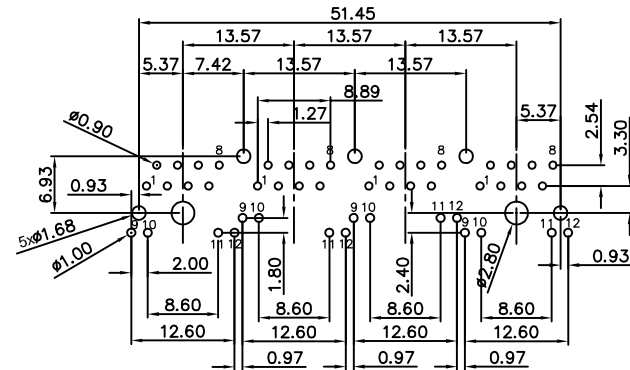
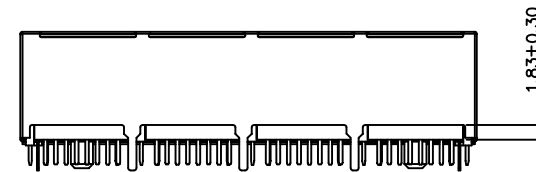
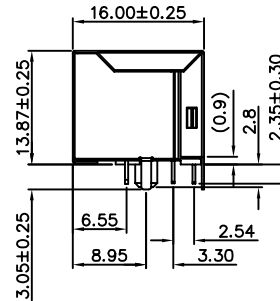
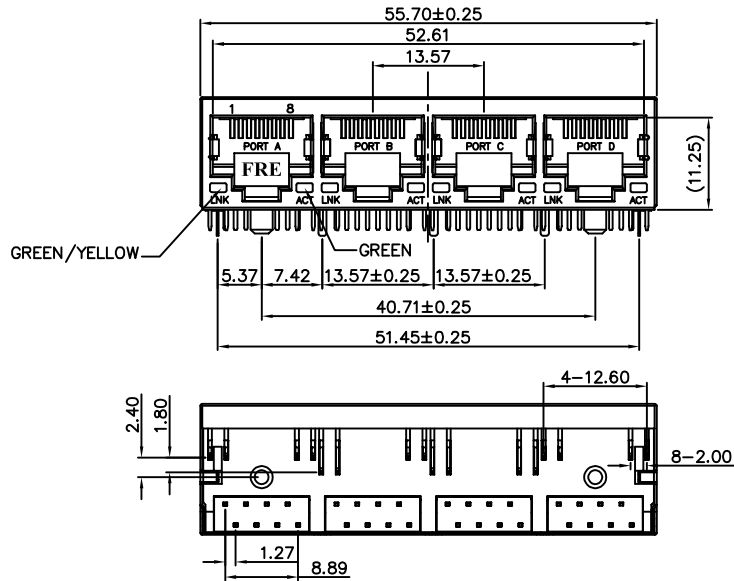
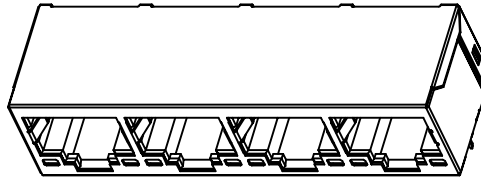


REVISION RECORD		
REV	DESCRIPTION	DRFT
10	NEW RELEASE	Ashelly 11/23/09
11	DIELECTRIC STRENGTH CHANGE	Alice 03/05/12
12	UPDATE LAYOUT TO EASY READER	Rick Wang 03/13/17



LED COLOR DISPLAY

**NOTES:**

**ELECTRICAL:**

- VOLTAGE RATING : 125 VAC RMS .
- CURRENT RATING : 1.5 AMP .
- CONTACT RESISTANCE : 45 MILLIOHMS MAX.
- INSULATION RESISTANCE : 1000 MEGOHMS MIN @ 500 VDC.
- DIELECTRIC STRENGTH : 1500 VDC RMS 60Hz, 1MIN. BETWEEN TERMINALS AND GROUND



**MECHANICAL:**

- HOUSING MATERIAL : NYLON+30 GF. UL94V-0. COLOR-BLACK.
- INSERT MATERIAL : NYLON+30 GF. UL94V-0. COLOR-BLACK.
- CONTACT MATERIAL : PHOSPHOR BRONZE t=0.35 mm.
- SHIELD MATERIAL : COPPER ALLOY PLATED NI
- OPERATING LIFE: 750 CYCLES MIN.

**ENVIRONMENTAL:**

- STORAGE: -40°C TO +85°C.
- OPERATION: -40°C TO +85°C.
- WAVE SOLDERING TEMPERATURE: 255~265°C (5~10 SECONDS)
- MATING/UNMATING FORCE : 2.27 KG (ABOUT 5 LBS) CAN BE MET FOR MATING.  
2.27 KG SHOULD BE OK FOR UN-MATING.
- RETENTION STRENGTH : 11 LBSFOR FOUR DIRECTION(RIGHT, LEFT, UP AND DOWN),  
BETWEEN PLUG AND JACK.

MATES WITH MODULAR PLUG CONFORMING TO  
FCC PART 68, SUBPART F.  
CUL FILE NO. E163191

PART NUMBER	REV.	PLATING	GOLD
E5J88-032-01-L	A	15u"	

DETAILED LISTS	MM (INCH)	DFTO Ashelly	DATE 10/22/08	Pulse Electronics	RoHS Compliant
	TOLERANCES EXCEPT AS NOTED	CHKD Alice	DATE 03/05/12		
MM	±	APPL Tim	DATE 03/05/12	TITLE latch down	
.0 ± 0.20 ±		MATERIAL :		Connector, 1x4 led jack	
.00 ± 0.15 ±		QT*Y :		DRAWING NO. E5J88-032-XX-L	SIZE REV
.000 ± 0.075 ±		FINISH :		/PART NO. E5J88-032-XX-L	A3 12
ANGLES ± 0.5°		SCALE : 20:13		DO NOT SCALE DRAWING	SHEET 1 OF 1
THIRD ANGLE PROJECTION					

8

7

6

5

4

3

2

1