

850 MHz RX Diversity Ceramic Antenna

Ground cleared under antenna, clearance area 10.60 x 8.25 mm

Pulse Part Number: W3031



Features

- Omnidirectional radiation
- Low profile
- Compact size W x L x H (10 x 3.2 x 4 mm)
- Low weight (600 mg)
- Lead free materials
- Fully SMD compatible
- Lead free soldering compatible
- Tape and reel packing
- RoHS Compliant Product

Applications

- GSM 850 Band
- 869-894 MHz

Electrical specifications @ +25 °C

Note: Electrical characteristics depend on test board (GP) size and antenna positioning on GP and Ground Clearance area size.

RX Diversity 869-894 MHz

Typical performance (test board size 100 x 37 mm, PWB ground clearance area 10.60 x 8.25 mm)

Frequency Range [MHz]	Linear Max Gain [dBi]	Efficiency [%] / [dB]	Return Loss min. [dB]	Impedance [Ω]	Operating Temperature [°C]
869-894	2.3 (peak) 0.2 (band edges)	75 / -1.25 (peak) 45 / -3.5 (band edges)	-5.5	50	-40 to +85

Pulse Antennas

Takatie 6
90440 Kempele, Finland
Tel: +358 207 935 500
Fax: +358 207 935 501
www.pulseeng.com/antennas



850 MHz RX Diversity Ceramic Antenna

Ground cleared under antenna, clearance area 10.60 x 8.25 mm

Typical Electrical Characteristics (T=25 °C)

Measured on the 100 x 37 mm test board

Typical Return Loss S11/impedance

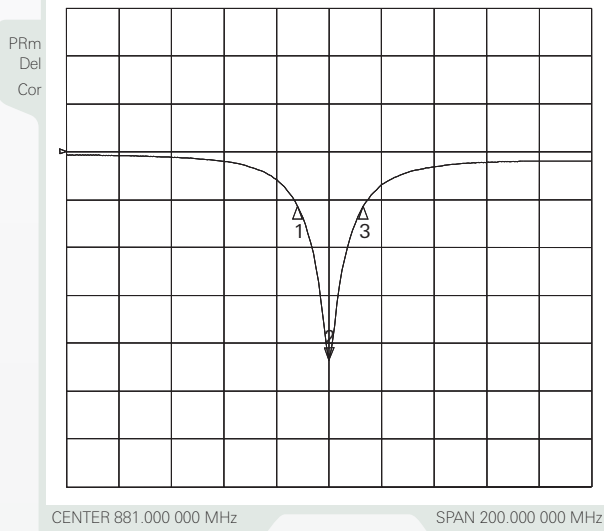
GSM 850 RX Diversity

15 Sep 2006 10:25:50

CH1 S11 LOG 5 dB/REF 0 dB

CH1Markers

- 1. -5.7016 dB 869.000 MHz
- 2. -21.783 dB 881.000 MHz
- 3. -5.7118 dB 894.000 MHz



GSM 850 RX Diversity

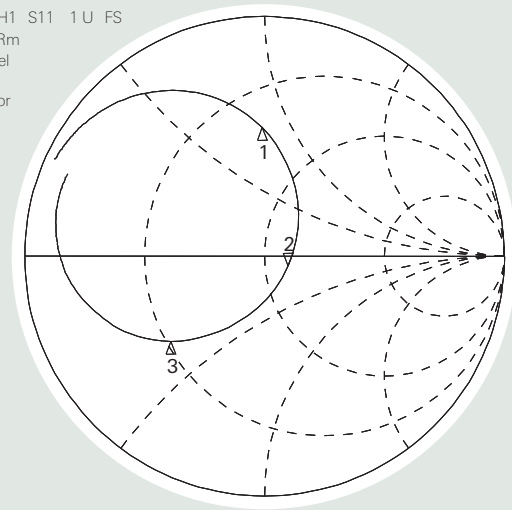
15 Sep 2006 10:27:08

CH1Markers

- 1. 27.264 Ω 40.994 Ω 869.000 MHz
- 2. 60.730 Ω -4.9492 Ω 36.501 pF 881.000 000 MHz
- 3. 17.510 Ω -17.279 Ω 894.000 MHz

CH1 S11 1 U FS

PRm
Del
Cor

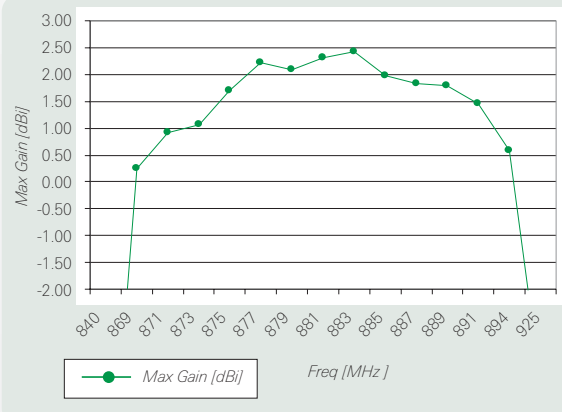


Free space efficiency and maximum gain

RX Diversity 869-894 MHz



RX Diversity 869-894 MHz



Pulse Antennas

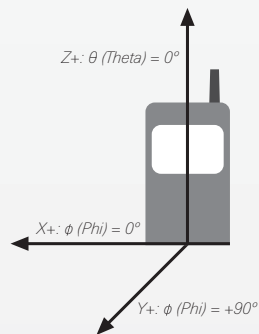
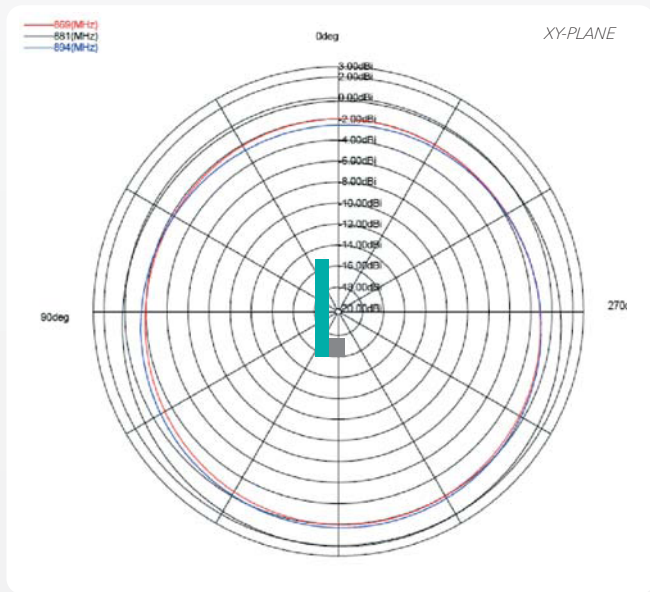
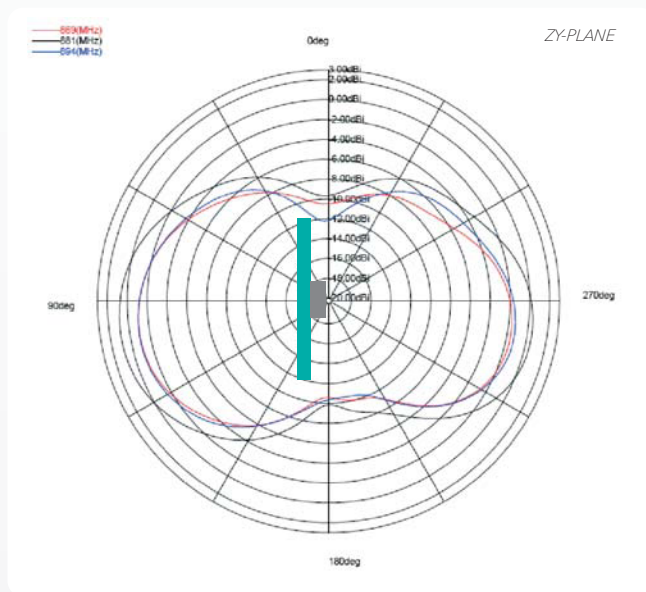
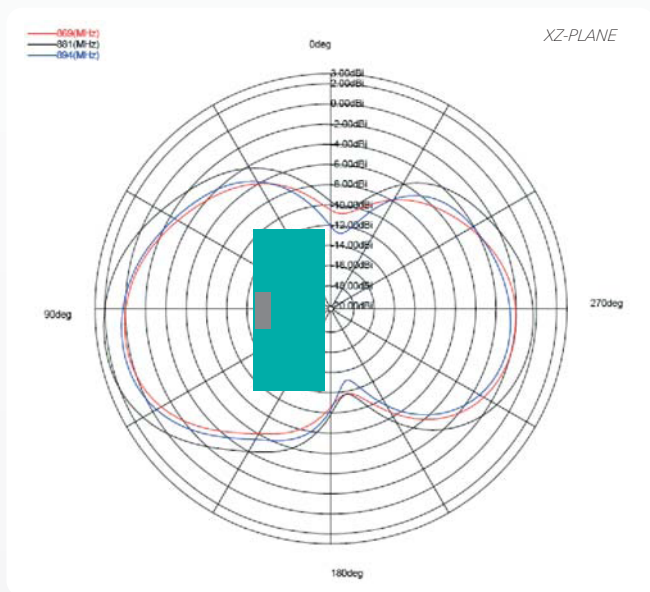
Takatie 6
90440 Kempele, Finland
Tel: +358 207 935 500
Fax: +358 207 935 501
www.pulseeng.com/antennas



850 MHz RX Diversity Ceramic Antenna

Ground cleared under antenna, clearance area 10.60 x 8.25 mm

Typical Free Space Radiation Patterns



Pulse Antennas

Takatie 6
90440 Kempele, Finland
Tel: +358 207 935 500
Fax: +358 207 935 501
www.pulseeng.com/antennas

