


Raven

Embedded Processing Unit



95 x 95 x 27 mm
(3.7 x 3.7 x 1.1")

Overview

The Raven is a compact, rugged board-level embedded computer. It has been engineered and tested to meet the military and medical industries' evolving requirements to develop smaller, lighter, and lower power embedded systems while adhering to stringent regulatory standards. Approximately four inches square and one inch thick, the Raven is a member of the VersaLogic family of small, light, ultra-rugged embedded x86 computers. This embedded computer, equipped with an Intel Atom E38xx "Bay Trail" processor, is designed to withstand extreme temperature, impact, and vibration.

Available in single-, dual-, and quad-core versions, the Raven provides great performance and I/O features, moderate power consumption (6 to 8W typical depending on model), and a compact package. The Raven provides compatibility with a broad range of standard x86 application development tools for reduced development time.

A wide input voltage range of 8 to 30 volts simplifies system power supply requirements. The Raven is fully compatible with 12 or 24V vehicle applications. In addition, Reverse Voltage Protection, and Over Voltage Protection enhances field durability and reliability.

continued ▶

Highlights

- A complete x86 embedded computer
- -40° to +85°C operating temperature
- Trusted Platform Module (TPM) security chip
- Shock & vibration per MIL-STD-202G
- 4th Generation Intel® Atom™ "Bay Trail" processor
 - E3845 (quad core) or
 - E3827 (dual core) or
 - E3815 (single core)
- Compact (95 x 95 x 27 mm)
- Up to 4 GB DDR3L soldered-on RAM
- Dual Gigabit Ethernet
- DisplayPort++ and LVDS video output
- Dual Mini PCIe Sockets
- USB 3.0 port, USB 2.0 ports
- Serial I/O ports, SATA, Digital I/O
- eMMC Flash. Up to 8 GB
- Analog Inputs (8 chan.)
- Wide input power regulation
 - 8 to 30 volt DC input
 - 12 and 24 volt system compatible
 - Over and reverse-voltage protection
- Fanless versions
- Customization available
- VersaAPI software support

Overview *...continued*

Designed and tested for industrial temperature (-40° to +85°C) operation, the rugged Raven also meets MIL-STD-202G specifications for shock and vibration. Soldered-on RAM and latching SATA, Ethernet, power, and main I/O

connectors provide additional ruggedization for use in harsh environments.


Raven is compatible with a variety of popular x86 operating systems including Windows, Windows Embedded, Linux, and VxWorks.

Product customization is available, even in low OEM quantities. Options include conformal coating, BGA underfill, BIOS / splash screen configuration, application specific testing, BOM revision locks, custom labeling, etc. ■

Features

- 1 Wide Range Voltage Input**
Accepts 8 to 30 volts DC with OVP, reverse polarity protection, and RF noise filtering.
- 2 High-performance Video**
Integrated Intel Gen 7 graphics core supports DirectX 11, OpenGL 4, and H.264, MPEG-2 encoding/decoding. Mini DisplayPort (2a) and LVDS video outputs (2b). LVDS backlight control (2c).
- 3 Network**
Dual Gigabit Ethernet (GbE). One port with remote boot support.
- 4 SATA**
3 Gb/s SATA port supports bootable SATA hard drive.
- 5 Mini PCIe Card Sockets**
Dual full-sized sockets. Supports A/D, Wi-Fi modems, GPS, MIL-STD-1553, Ethernet, flash data storage with auto-detect mSATA flash storage support, and other mini PCIe modules.
- 6 MicroSD Socket**
Supports removable microSD card solid-state drives.
- 7 Industrial I/O**
One USB 3.0 port (7a) and four USB 2.0 ports (7b) support keyboard, mouse, and other devices. Eight 3.3V digital I/O lines (7b). Four RS-232/422/485 serial ports (7c), three 8254 timer/counters, and I2C support.
- 8 Analog**
On-board data acquisition support. Eight multi-range analog inputs.
- 9 SPI Interface**
Supports SPI and SPX devices, including low cost analog and digital modules.
- Intel Atom “Bay Trail” Processor (not shown)**
Up to 1.9 GHz clock rate. Quad-, dual-, or single-core options. Low power consumption.
- Fanless Operation**
No moving parts required for CPU cooling in most configurations.
- Trusted Platform Module (not shown)**
On-board TPM security chip can lock out unauthorized hardware and software.

- RAM (not shown)**
Up to 4 GB soldered-down DDR3L RAM.
- FLASH (not shown)**
Up to 8 GB of on-board eMMC flash storage.
- Industrial Temperature Operation**
-40° to +85°C operation for harsh environments.
- MIL-STD-202G**
Qualified for high shock/vibration environments.
- Software Support**
Compatible with a variety of popular x86 operating systems including Windows, Windows Embedded, Linux, and VxWorks.



Tailor Raven to Your Exact Requirements

Customization options are available in quantities as low as 100 pieces.

- Conformal Coating
- Custom Labeling
- Revision Locks
- Custom Cabling
- BIOS Modifications
- Application-Specific Testing
- Connector & I/O Changes
- Software and Drivers
- Environmental Screening
- Custom Testing
- And more –

Specifications

| | | | | | |
|---|---|-------------|----------------|-------------|-----------|
| General | | | | | |
| Board Size | 95 x 95 x 27 mm (3.74 x 3.74 x 01.08") | | | | |
| Weight | 200 grams (7.05 oz.) | | | | |
| Processor | Intel Atom E38xx platform. 512K 8-way L2 cache per core. Intel 64-bit instructions, Virtualization Technology (VT), and new AES instructions. | | | | |
| Battery | Connection for 3.0V RTC backup battery | | | | |
| Power Requirements (@ +12V) † | <i>Model</i> | <i>Idle</i> | <i>Typical</i> | <i>Max.</i> | <i>S3</i> |
| | VL-EPU-3312-EAP | 5.8W | 6.0W | 6.2W | 1.1W |
| | VL-EPU-3312-EBP | 6.4W | 6.8W | 7.2W | 1.1W |
| | VL-EPU-3312-EDP | 6.7W | 7.8W | 8.9W | 1.1W |
| Input Voltage | 8V – 30V DC | | | | |
| Input Protections | Over-voltage protection. Self resetting when input falls to a safe level. Reverse voltage input protection to -30V. RF noise filtering (900 MHz, 2.5/5 GHz) – Minimum of 30 dB RF attenuation above 100 MHz. Transient voltage protection (inductive kickback / lightning) clamp at ~+60V / -40V – MSL level 1, per J-STD-020, LF maximum peak of 260 °C | | | | |
| System Reset & Hardware Monitors | All voltage rails monitored. Watchdog timer with programmable timeout. Push-button reset and power. | | | | |
| Regulatory Compliance | RoHS (2011/65/EU) | | | | |

| | | | | |
|--------------------------------------|--|-------------------------|-----------------|-----------------------|
| Environmental | | | | |
| Thermal Management | Bolt-on heat plate standard. Optional heat sink, fan, heat pipe, and other thermal accessories available. | | | |
| Operating Temperature ◊ | <i>Model</i> | <i>HeatPlate**</i> | <i>HeatSink</i> | <i>HeatSink + Fan</i> |
| | All models | -40° to +85°C | -40° to +85°C | -40° to +85°C |
| | Ranges shown assume 90% CPU utilization. For detailed thermal information, refer to the VL-EPU-3312 Reference Manual. ** Heat plate must be kept below 90°C | | | |
| Airflow Requirements | Refer to the VL-EPM-3312 Reference Manual for detailed airflow requirements. | | | |
| Storage Temperature | -40° to +85°C | | | |
| Altitude * | Operating | To 4,570m (15,000 ft.) | | |
| | Storage | To 12,000m (40,000 ft.) | | |
| Thermal Shock | 5°C/min. over operating temperature | | | |
| Humidity | Less than 95%, noncondensing | | | |
| Vibration, Sinusoidal Sweep □ | MIL-STD-202G, Method 204, Modified Condition A: 2g constant acceleration from 5 to 500 Hz, 20 min. per axis | | | |
| Vibration, Random □ | MIL-STD-202G, Method 214A, Condition A: 5.35g rms, 5 min. per axis | | | |
| Mechanical Shock □ | MIL-STD-202G, Method 213B, Condition G: 20g half-sine, 11 ms duration per axis | | | |

| | |
|-----------------|---|
| Security | |
| TPM | Intel Trusted Platform Module 1.2 device. Atmel – AT97SC3204-U2MA-10 |

| | |
|-------------------|--|
| Memory | |
| System RAM | 2 GB or 4 GB of soldered-on DDR3L SDRAM. |

| | |
|---------------------------------|---|
| Video | |
| General | Integrated high-performance video. Intel Gen-7 graphics core with 4 Execution Units and Turbo Boost. Supports DirectX 11, OpenGL 4, VP8, MPEG2, H.264, and VC1. |
| VRAM | Up to 224 MB shared DRAM |
| DisplayPort Interface § | Mini DisplayPort++ output. 24-bit. Up to 2560 x 1600. Supports DisplayPort and HDMI signaling (Video and Audio outputs). |
| OEM Flat Panel Interface | Single-channel LVDS interface. 18/24-bit. Up to 1024 x 768 (60 Hz). Backlight control signals. |

| | |
|-------------------------------------|--|
| Mass Storage | |
| Rotating Drive ¥ | One SATA 3 Gb/s port. Latching SATA connector. |
| Flash / Solid-State Drives ¥ | On-board eMMC MLC Flash drive. 0 to 8 GB |
| | One microSD socket. Bootable |
| | Mini PCIe socket with mSATA support |

| | |
|--------------------------|---|
| Network Interface | |
| Ethernet ‡ | Two autodetect 10BaseT/100BaseTX/1000BaseT port. Latching connector. One port with network boot option. |

| | |
|---------------------------------|--|
| Device I/O | |
| USB ‡§ | One USB 3.0/2.0 port and four USB 2.0 host ports |
| COM Interface ‡ | Four RS-232/422/485 selectable. 16C550 compatible. RS-232 115 Kbps – RS-422/485 460 Kbps max. |
| Digital I/O | Eight TTL I/O Lines 3.3V. Independently configurable. |
| Analog Input | Eight channels. 12-bit. Single-ended. 500 Ksps. Independently configurable +/- 0.64V to +/- 10.24V high input impedance inputs |
| I2C | Single I2C interface |
| Counter / Timers | Three 8254 compatible Programmable Interval Timers (PITs) |
| VersaLogic SPI Interface | Supports SPI and SPX devices. Supports up to two SPX modules. |

| | |
|------------------------------|---|
| Mini PCIe Card Socket | |
| Full size Socket #1 | Supports Wi-Fi modems, GPS receivers, MIL-STD-1553, Ethernet channels, non-volatile flash data storage, and other plug-in modules. USB, SATA, and PCIe signaling. Autodetect mSATA support. |
| Full size Socket #2 | PCIe and USB 2.0 signaling |

| | |
|--------------------------|--|
| Software | |
| BIOS | AMI Aptio UEFI BIOS with OEM enhancements. Field reprogrammable. |
| Sleep Mode | ACPI 3.0. Support for S3 suspend state. |
| Operating Systems | Compatible with most x86 operating systems including Windows, Windows Embedded, Linux, and VxWorks |

† Represents operation at +25°C and +12V supply running Windows 7 with LVDS display, SATA, GbE, COM, and USB keyboard/mouse. Typical power computed as the mean value of Idle and Maximum power specifications. Maximum power measured with 95% CPU utilization.

◊ Derate -1.1°C per 305m (1,000 ft.) above 2,300m (7,500 ft.)

* Extended altitude specifications available upon request

‡ TVS protected port (enhanced ESD protection)

§ Power pins on this port are overload protected

¥ Bootable storage device capability

□ MIL-STD-202G shock and vibrate levels are used to illustrate the extreme ruggedness of this product in general. Testing at higher levels and/or different types of shock or vibration methods can be accommodated per the specific requirements of the application. Contact VersaLogic Sales for further information.

Specifications are subject to change without notification. Intel and Atom are trademarks of Intel Corp. microSD is a trademark of SD-3C, LLC. All other trademarks are the property of their respective owners.

Ordering Information

Call VersaLogic Sales at (503) 747-2261 for more information!


| Model | Processor | Cores | Speed | RAM | eMMC Flash | Cooling |
|-----------------|-----------|-------|----------|------|------------|------------|
| VL-EPU-3312-EAP | E3815 | 1 | 1.46 GHz | 2 GB | None | Heat plate |
| VL-EPU-3312-EBP | E3827 | 2 | 1.75 GHz | 2 GB | 4 GB | Heat plate |
| VL-EPU-3312-EDP | E3845 | 4 | 1.91 GHz | 4 GB | 8 GB | Heat plate |

Accessories

| Part Number | Description |
|---|---|
| Cable Kit | |
| VL-CKR-BB12 | Raven/Owl cable kit. Includes VL-CBR-0702, 1014 (x2), 1604, 2004, 2032, 0809, 4005, HDW-401, and 108. |
| VL-CBR-4005 | System I/O paddleboard |
| VL-CBR-0702 | SATA cable – rugged latching 20" |
| VL-CBR-1604 | Dual Ethernet cable, 16-pin Clik-Mate to 2 RJ-45 – rugged latching, 12" |
| VL-CBR-2004 | I/O screw terminal paddleboard, and cable, Latching, 12" |
| VL-CBR-2032 | miniDisplayPort to VGA adapter, 6" |
| VL-CBR-0809 | Power adapter cable, 12V medium-power. ATX12 to Raven. 12" |
| VL-CBR-1014 x2 | RS232 Dual channel cable 2xDsub (9-pin), Latching, 12" |
| VL-HDW-401 | Thermal compound paste. For heat sink attachment. |
| VL-HDW-108 | Mini PCIe/mSATA hardware kit (metric thread) 2.5 mm (10ea) |
| Cables | |
| VL-CBR-0203 | 2-pin Latching Battery Module, 6" |
| VL-CBR-0401 | ATX to SATA power cable, 6.25" |
| VL-CBR-0503 | USB 2.0 Male A to Male Micro-B Cable, 0.5 m |
| VL-CBR-0701 | SATA cable, 20" |
| VL-CBR-0901 | Pico-Clasp to Dual SPX Cable, 9-pin. 9" |
| VL-CBR-1015 | USB 3.0 Micro A plug to 3.0 Micro B plug, 1 m |
| VL-CBR-2014 | LVDS to VGA adapter board |
| VL-CBR-2015 | 24-bit LVDS 1mm Hirose Cable, 20" |
| VL-CBR-2016 | 18-bit LVDS cable (JAE), 20" |
| VL-CBR-2017 | LVDS 24-bit 1.25 mm Hirose Cable, 20" |
| VL-CBR-0404 | LED Back Light, 3-pin Pico-Clasp / 4-pin IDE Power to 6-pin 12V, 0.5 m |
| VL-CBR-2031 | miniDisplayPort to miniDisplayPort, 36" |
| VL-CBR-2033 | miniDisplayPort to HDMI active adapter, 6" |
| Audio | |
| VL-ADR-01S | USB to Audio Adapter |
| Solid-State Storage (flash memory) | |
| VL-F41-xxxx | microSD card (SDIO), SLC, industrial temp. |
| Hardware | |
| VL-PS-ATX12-300A | ATX development power supply |
| VL-HDW-111 | Half to Full Size Mini PCIe Adapter kit. Metal adapter and screws (2) |
| Thermal Options | |
| VL-HDW-416 | Passive Heat Sink. Mounts to heat plate on standard product 95 x 95 x 10.5 mm |
| VL-HDW-415 | 12V Cooling fan for optional use with HDW-416 heat sink. |
| VL-HDW-408 | Heat Pipe Connector Plate. Mounts to heat plate on standard product. |

Mini PCIe Modules

| Part Number | Description | Form Factor |
|---|-------------------------------------|-------------|
| Network | | |
| VL-MPEe-E5E | Dual Gigabit Ethernet adapter | Mini PCIe |
| VL-MPEe-E4E | Gigabit Ethernet over Fiber adapter | Mini PCIe |
| VL-MPEe-E3E | Gigabit Ethernet adapter | Mini PCIe |
| VL-MPEe-FW1E | FireWire adapter | Mini PCIe |
| Serial I/O | | |
| VL-MPEu-U2E | Quad serial plus twelve GPIOs | Mini PCIe |
| Analog & Digital I/O | | |
| VL-MPEe-A1E | Analog input (12-bit resolution) | Mini PCIe |
| VL-MPEe-A2E | Analog input (16-bit resolution) | Mini PCIe |
| GPS | | |
| VL-MPEu-G2E | GPS receiver | Mini PCIe |
| VL-MPEu-G3E | Advanced GPS receiver | Mini PCIe |
| Video | | |
| VL-MPEe-V5E | VGA and LVDS Interface | Mini PCIe |
| Solid-State Storage (flash memory) | | |
| VL-MPEs-F1Exx | mSATA module (4/16/32 GB) (SATA) | Mini PCIe |
| Adapters | | |
| VL-MPEs-S3E | SATA adapter | Mini PCIe |



Mini PCIe Modules

Take the Risk out of Embedded Computing

Whether it's selecting the optimum solution for your application, lending expertise during development, or on-time delivery of defect-free products, VersaLogic is here to make sure your project goes smoothly from initial concept through the extended life of your program. Contact us today to learn more.

ISO 9001:2015 Certified

Verisys Registrars
High Value Auditing

