

# 3M™ PC Card Header

Dual Slot, Integrated Ejector

MCH Series



- Meets PCMCIA specifications
- Tapered header pins provide easy insertion
- High temperature plastic insulator
- Left or right ejector option
- Stand-off height options
- ESD clips available
- Solder retention clips for secure hold-down
- See Regulatory Information Appendix (RIA) for chemical compliance information

Date Modified: August 8, 2008

TS-1112-C  
Sheet 1 of 3

## Physical

Insulation Material: LCP  
Insulation Flammability: UL 94V-0  
Insulation Color: Black  
Contact Material: Copper Alloy  
Plating Underplating: 50  $\mu$ " [ 1.27  $\mu$ m ] Nickel  
Plating Wiping Area: Gold flash over 27  $\mu$ " [ 0.68  $\mu$ m ] PdNi  
Plating Solder Tails: 100  $\mu$ " [ 2.54  $\mu$ m ] Tin/Lead or Reflowed Tin (See Ordering Information)

### Mechanical:

Durability-Office Environment: 10,000 cycles minimum  
Insertion Force: 8.8 lbs. ( 39.2 N ) maximum  
Extraction Force: 1.5 lbs. ( 6.67 N ) minimum and 8.8 lbs. ( 39.2 N ) maximum

## Electrical

Current Rating: 0.5 A  
Insulation Resistance:  $> 5 \times 10^9 \Omega$  at 500 V<sub>DC</sub>  
Withstanding Voltage: 500 V<sub>RMS</sub> for 1 Minute

## Environmental

### Temperature Rating:

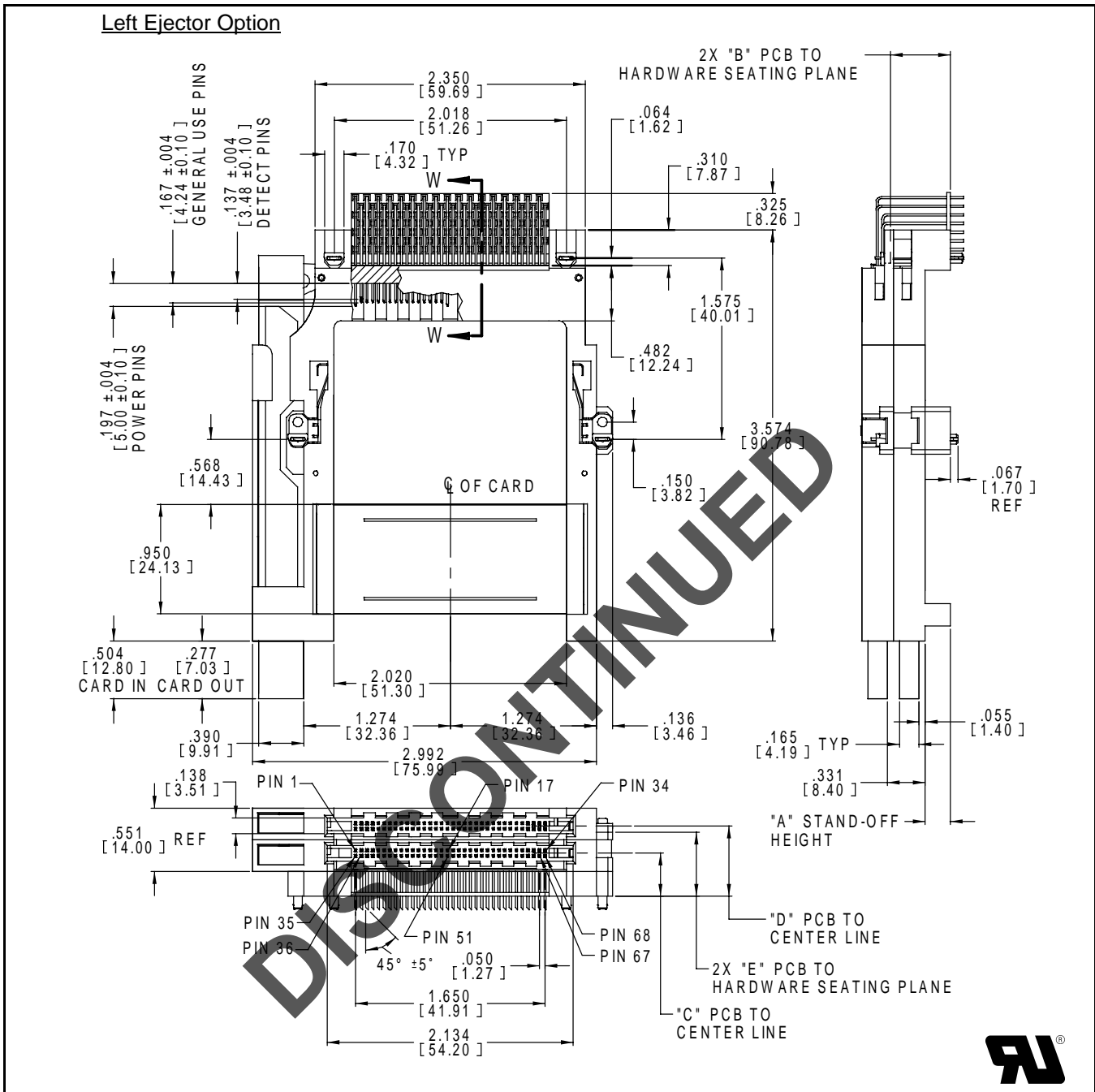
Operating Environment: -20°C to +60°C, 95% RH Non-condensing  
Process Temperature: 260°C (per J-STD-020C)

UL File No.: E68080

# 3M™ PC Card Header

Dual Slot, Integrated Ejector

MCH Series



## Ordering Information

### MCH - 136TAX - XX X X - XX

Ejector Option  
 L = Left ejector, standard button  
 R = Right ejector, standard button

Plating Suffix:  
 TR30 = PdNi w/ Au flash and Sn-Pb solder tails (RIA E3 & C2 apply)  
 LL = PdNi w/ Au flash and Sn solder tails (RIA E1 & C1 apply)

Insulator Body Style  
 21 = No stand-off  
 22 = 5.5 mm stand-off

ESD/Solder Retention Clips  
 A = No ESD, no solder retention clips  
 B = No ESD, solder retention clips (21 insulator only)  
 C = ESD, no solder retention clips  
 D = ESD, solder retention clips (21 insulator only)

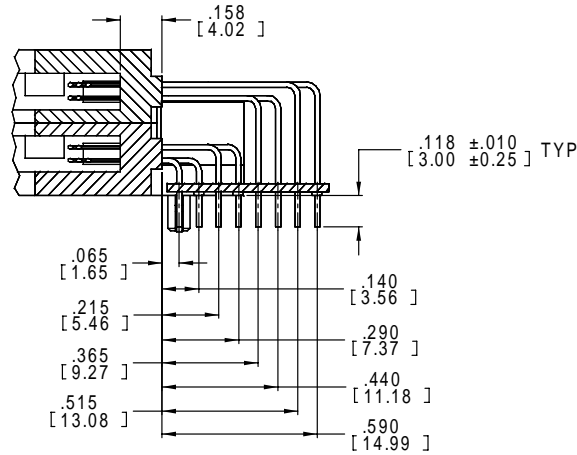
Keying  
 Blank = 5.0 volt  
 3 = 3.3 volt

TS-1112-B  
 Sheet 2 of 3

# 3M™ PC Card Header

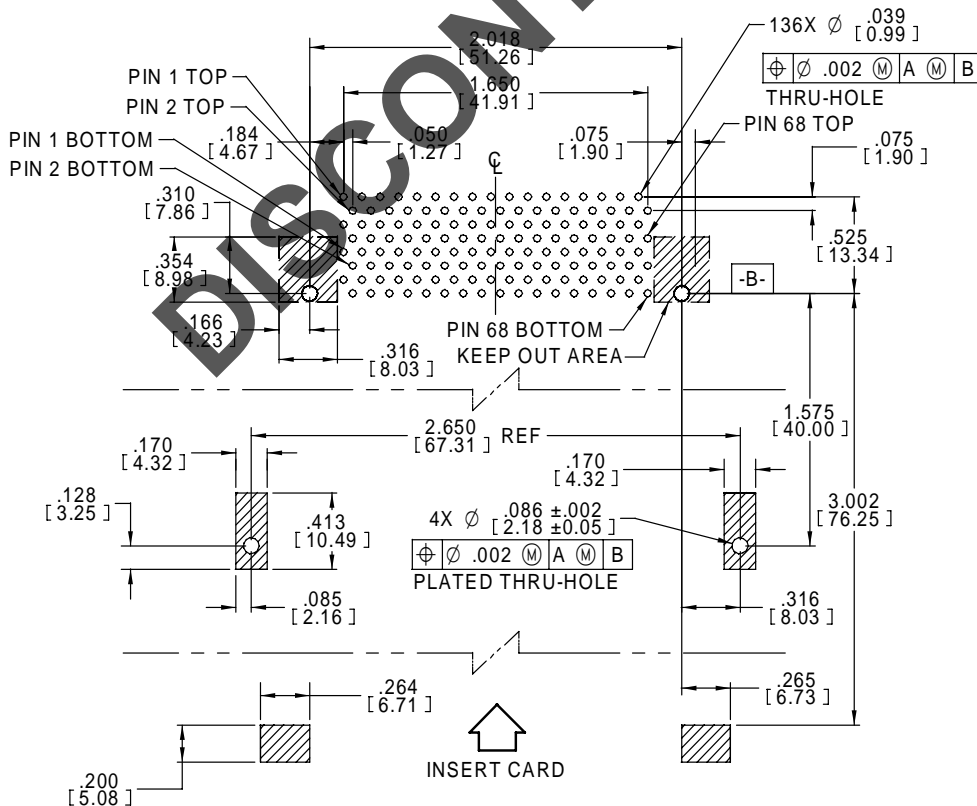
Dual Slot, Integrated Ejector

MCH Series



SECTION W-W  
(ROTATED 90° CLOCKWISE)

Part Description	Dim. "A" Stand-off Height	Dim. "B" PCB to Hardware Seating Plane	Dim. "C" PCB to Bottom Center Line	Dim. "D" PCB to Top Center Line	Dim. "E" PCB to Hardware Seating Plane
MCH-136TAX 21 X X-XX	.000 [0.00]	.305 [7.74]	.157 [4.00]	.394 [10.00]	.341 [8.66]
MCH-136TAX 22 X X-XX	.217 [5.50]	.521 [13.24]	.374 [9.50]	.610 [15.50]	.558 [14.16]



RECOMMENDED MOUNTING HOLE LAYOUT

TS-1112-B  
Sheet 3 of 3

## Regulatory Information Appendix 3M Electronic Solutions Division/Interconnect

### EUROPE

#### **Appendix E1: European Union RoHS**

Directive 2002/95/EC, Restriction of the Use of Certain Hazardous Substances in Electrical & Electronic Equipment, as amended by EU Commission Decision 2005/618/EC.

**This product is RoHS Compliant 2005/95/EC.**

“RoHS Compliant 2005/95/EC” means that the product or part (“Product”) does not contain any of the substances in excess of the maximum concentration values in EU Directive 2002/95/EC, as amended by Commission Decision 2005/618/EC, unless the substance is in an application that is exempt under EU RoHS. Unless otherwise stated by 3M in writing, this information represents 3M’s best knowledge and belief based upon information provided by third party suppliers to 3M.

In the event any product is proven not to conform with 3M’s Regulatory Information Appendix, then 3M’s entire liability and Buyer’s exclusive remedy will be in accordance with the Warranty stated below.

#### **Appendix E2: European Union RoHS**

Directive 2002/95/EC, Restriction of the Use of Certain Hazardous Substances in Electrical & Electronic Equipment, as amended by EU Commission Decision 2005/618/EC.

**This product contains lead in the compliant pin area in excess of the maximum concentration value allowed but is compliant by exemption under EU Commission Decision 2005/747/EC.**

“RoHS Compliant 2005/95/EC” means that the product or part (“Product”) does not contain any of the substances in excess of the maximum concentration values in EU Directive 2002/95/EC, as amended by Commission Decision 2005/618/EC, unless the substance is in an application that is exempt under EU RoHS. Unless otherwise stated by 3M in writing, this information represents 3M’s best knowledge and belief based upon information provided by third party suppliers to 3M.

In the event any product is proven not to conform with 3M’s Regulatory Information Appendix, then 3M’s entire liability and Buyer’s exclusive remedy will be in accordance with the Warranty stated below.

#### **Appendix E3: European Union RoHS**

Directive 2002/95/EC, Restriction of the Use of Certain Hazardous Substances in Electrical & Electronic Equipment as amended by Commission Decision 2005/618/EC.

**This product contains lead in the solder tail area in excess of the maximum concentration value allowed.**

Unless otherwise stated by 3M in writing, this information represents 3M’s best knowledge and belief based upon information provided by third party suppliers to 3M.

In the event any product is proven not to conform with 3M’s Regulatory Information Appendix, then 3M’s entire liability and Buyer’s exclusive remedy will be in accordance with the Warranty stated below.

#### **Appendix E4: European Union RoHS**

Directive 2002/95/EC, Restriction of the Use of Certain Hazardous Substances in Electrical & Electronic Equipment, as amended by EU Commission Decision 2005/618/EC.

This product contains decaBDE in the insulating material in excess of the maximum concentration value allowed but is compliant by exemption under EU Commission Decision 2005/17/EC.

“RoHS Compliant 2005/95/EC” means that the product or part (“Product”) does not contain any of the substances in excess of the maximum concentration values in EU Directive 2002/95/EC, as amended by Commission Decision 2005/618/EC, unless the substance is in an application that is exempt under EU RoHS. Unless otherwise stated by 3M in writing, this information represents 3M’s best knowledge and belief based upon information provided by third party suppliers to 3M.

In the event any product is proven not to conform with 3M’s Regulatory Information Appendix, then 3M’s entire liability and Buyer’s exclusive remedy will be in accordance with the Warranty stated below.



**Appendix C1: China RoHS**

Electronic Industry Standard of the People’s Republic of China, SJ/T11363-2006, Requirements for Concentration Limits for Certain Hazardous Substances in Electronic Information Products.

This symbol, per Marking for the Control of Pollution Caused by Electronic Information Products, SJ/T11364-2006, means that the product or part **does not** contain any of the following substances in excess of the following maximum concentration values in any homogeneous material: (a) 0.1% (by weight) for lead, mercury, hexavalent chromium, polybrominated biphenyls or polybrominated diphenyl ethers; or (b) 0.01% (by weight) for cadmium. Unless otherwise stated by 3M in writing, this information represents 3M’s best knowledge and belief based upon information provided by third party suppliers to 3M.

In the event any product is proven not to conform with 3M’s Regulatory Information Appendix, then 3M’s entire liability and Buyer’s exclusive remedy will be in accordance with the Warranty stated below.



**Appendix C2: China RoHS**

Electronic Industry Standard of the People’s Republic of China, SJ/T11363-2006, Requirements for Concentration Limits for Certain Hazardous Substances in Electronic Information Products.

This symbol, per Marking for the Control of Pollution Caused by Electronic Information Products, SJ/T11364-2006, means that the product or part **does** contain a substance, as detailed in the chart below, in excess of the following maximum concentration values in any homogeneous material: (a) 0.1% (by weight) for lead, mercury, hexavalent chromium, polybrominated biphenyls or polybrominated diphenyl ethers; or (b) 0.01% (by weight) for cadmium. Unless otherwise stated by 3M in writing, this information represents 3M’s best knowledge and belief based upon information provided by third party suppliers to 3M.

The numerical reference in the symbol above should not be construed as a representation regarding the product’s life or an extension of a product warranty. The product warranty is stated below. In the event any product is proven not to conform with 3M’s Regulatory Information Appendix, then 3M’s entire liability and Buyer’s exclusive remedy will be in accordance with the product Warranty stated below.

产品中有毒有害物质或元素的名称及含量 Name and Content of Hazardous Substances or Elements

部件名称 (Part or Component Name)	有毒有害物质或元素 (Hazardous Substances or Elements)					
	铅(Pb)	汞(Hg)	镉(Cd)	六价铬(Cr(VI))	多溴联苯(PBB)	多溴二苯醚(PBDE)
端子镀层(contact plating)	×	○	○	○	○	○
○：表示该有毒有害物质在该部件所有均质材料中的含量均在SJ/T11363-2006 标准规定的限量要求以下。(Indicates that this hazardous substance contained in all of the homogeneous materials for this part is below the limit requirement in SJ/T11363-2006.) ×：表示该有毒有害物质至少在该部件的某一均质材料中的含量超出SJ/T11363-2006 标准规定的限量要求。(Indicates that this hazardous substance contained in at least one of the homogeneous materials used for this part is above the limit requirement in SJ/T11363-2006.)						

**Important Notice**

All statements, technical information, and recommendations related to 3M’s products are based on information believed to be reliable, but the accuracy or completeness is not guaranteed. Before using this product, you must evaluate it and determine if it is suitable for your intended application. You assume all risks and liability associated with such use. Any statements related to the product which are not contained in 3M’s current publications, or any contrary statements contained on your purchase order shall have no force or effect unless expressly agreed upon, in writing, by an authorized officer of 3M.

**Warranty; Limited Remedy; Limited Liability.**

This product will be free from defects in material and manufacture for a period of ninety (90) days from the time of purchase. **3M MAKES NO OTHER WARRANTIES INCLUDING, BUT NOT LIMITED TO, ANY IMPLIED WARRANTY OF MERCHANTABILITY OR FITNESS FOR A PARTICULAR PURPOSE.** If this product is defective within the warranty period stated above, your exclusive remedy shall be, at 3M’s option, to replace or repair the 3M product or refund the purchase price of the 3M product. **Except where prohibited by law, 3M will not be liable for any indirect, special, incidental or consequential loss or damage arising from this 3M product, regardless of the legal theory asserted.**



**Electronic Solutions Division**

6801 River Place Blvd.  
 Austin, TX 78726-9000  
 800/225-5373  
 www.3M.com/interconnects