Ceramic Plate Series CP14-35-045-L1-RT-W4.5
MFG Part Number: 430360-505

Ceramic Plate Series Thermoelectric Cooler

The CP14-35-045-L1-RT-W4.5 is a high-performance and highly reliable standard Thermoelectric Cooler. Assembled with Bismuth Telluride semiconductor material and thermally conductive Aluminum Oxide ceramics. It has a maximum Qc of 19.7 Watts when ΔT = 0 and a maximum ΔT of 70.5 °C at Qc = 0.

Features

- Compact geometric sizes
- DC Operation
- RoHS-compliant

Applications

- Thermoelectric Coolers for Reagent Storage
- Thermoelectric Coolers for Handheld Cosmetic Lasers
- Cooling for Centrifuges
- Heads-Up Displays, Imaging Sensors
- Peltier Cooling for Machine Vision



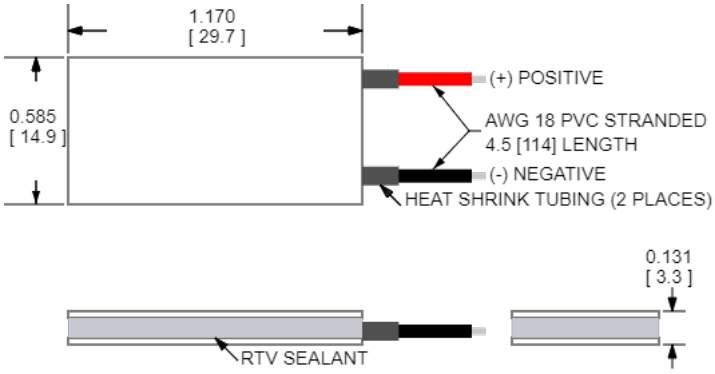

CERAMIC MATERIAL: Al_2O_3
SOLDER CONSTRUCTION: 138°C, BiSn
INCHES [MM]
Note: Allow 0.020 in [0.5 mm] around perimeter of the thermoelectric cooler and lead wire attachment to accommodate sealant

ELECTRICAL AND THERMAL PERFORMANCE

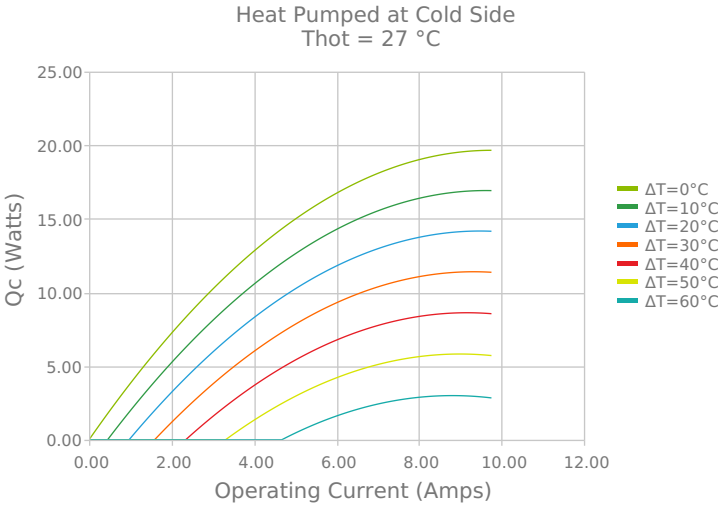

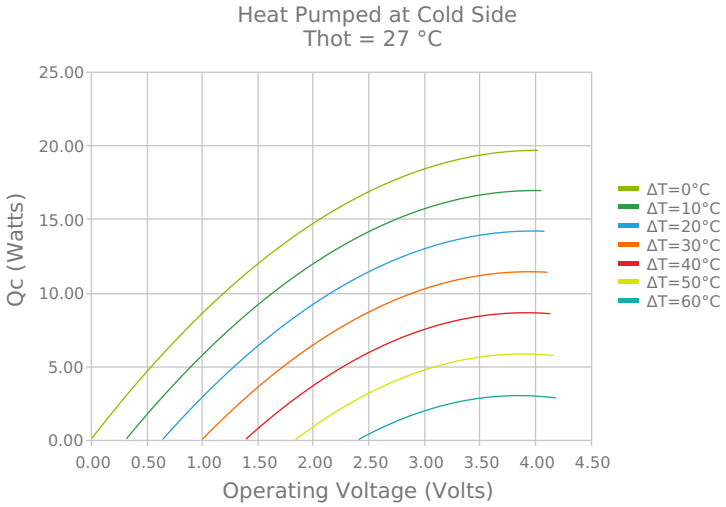

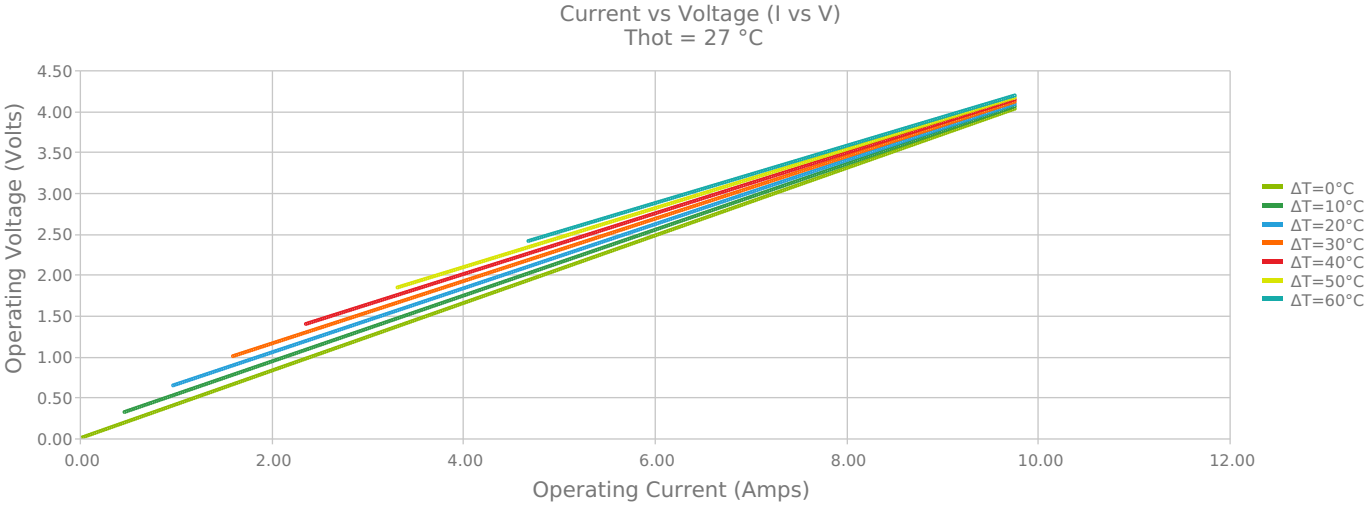

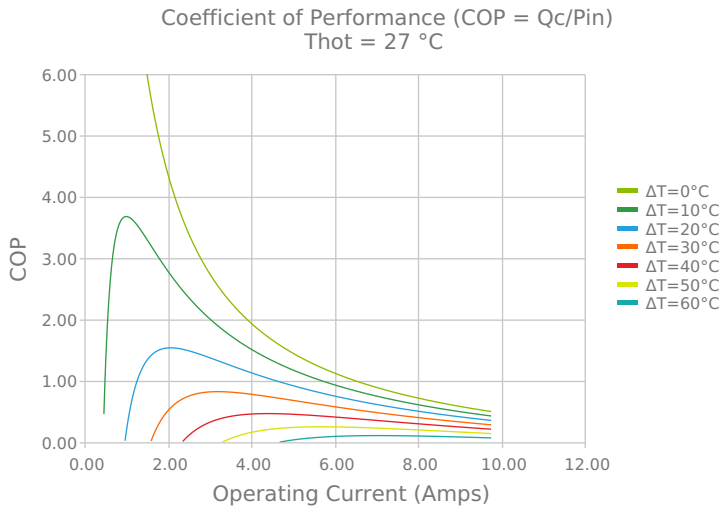
Coefficient of Performance (COP = Qc/Pin)
Thot = 27 °C
COP
Operating Current (Amps)
ΔT=0°C
ΔT=10°C
ΔT=20°C
ΔT=30°C
ΔT=40°C
ΔT=50°C
ΔT=60°C

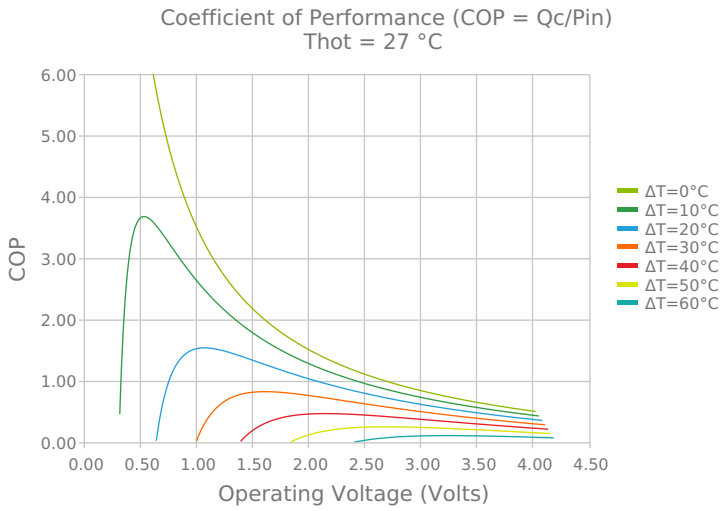
Coefficient of Performance (COP = Qc/Pin)
Thot = 27 °C
COP
Operating Voltage (Volts)
ΔT=0°C
ΔT=10°C
ΔT=20°C
ΔT=30°C
ΔT=40°C
ΔT=50°C
ΔT=60°C

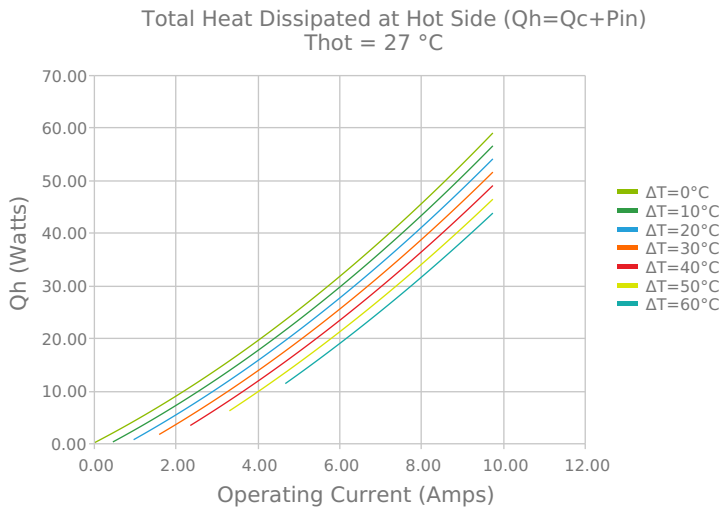
Total Heat Dissipated at Hot Side (Qh=Qc+Pin)
Thot = 27 °C
Qh (Watts)
Operating Current (Amps)
ΔT=0°C
ΔT=10°C
ΔT=20°C
ΔT=30°C
ΔT=40°C
ΔT=50°C
ΔT=60°C

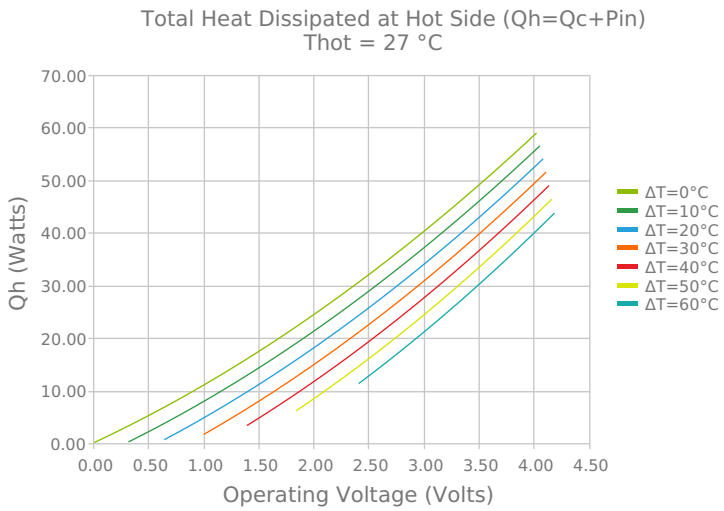
Total Heat Dissipated at Hot Side (Qh=Qc+Pin)
Thot = 27 °C
Qh (Watts)
Operating Voltage (Volts)
ΔT=0°C
ΔT=10°C
ΔT=20°C
ΔT=30°C
ΔT=40°C
ΔT=50°C
ΔT=60°C

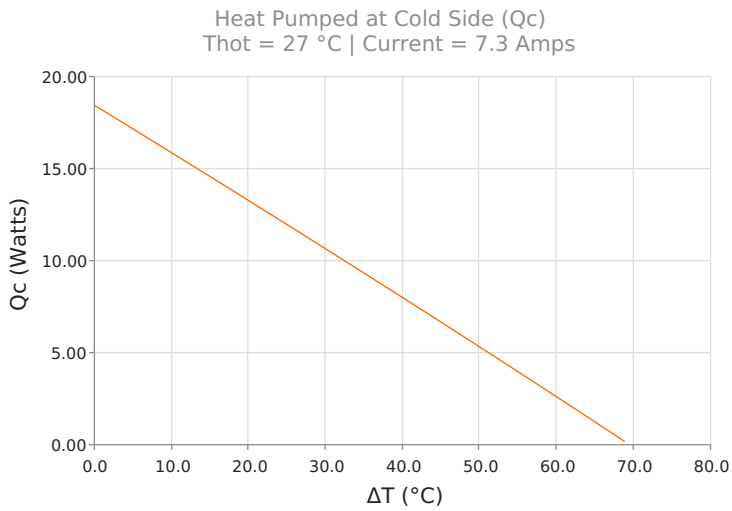
Heat Pumped at Cold Side (Qc)
Thot = 27 °C | Current = 7.3 Amps
Qc (Watts)
ΔT (°C)

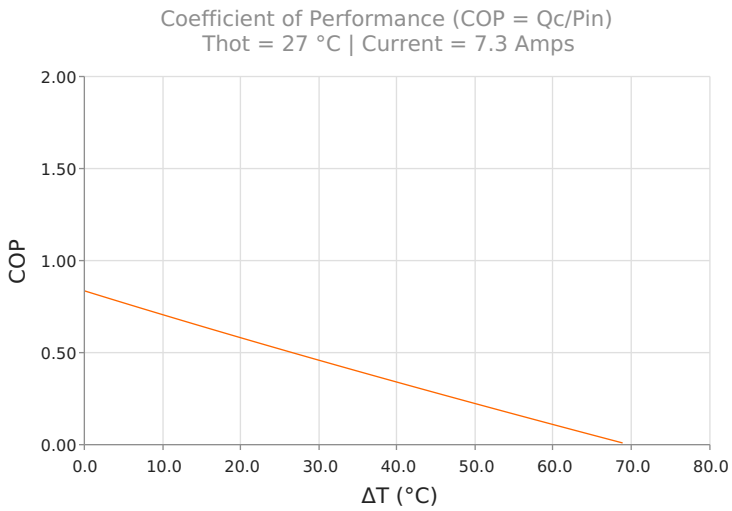
Coefficient of Performance (COP = Qc/Pin)
Thot = 27 °C | Current = 7.3 Amps
COP
ΔT (°C)

SPECIFICATIONS*

Hot Side Temperature	27.0 °C	35.0 °C	50.0 °C
Qcmax (ΔT = 0)	19.7 Watts	20.3 Watts	21.3 Watts
ΔTmax (Qc = 0)	70.5°C	73.5°C	78.8°C
Imax (I @ ΔTmax)	8.6 Amps	8.6 Amps	8.5 Amps
Vmax (V @ ΔTmax)	3.8 Volts	4.0 Volts	4.2 Volts
Module Resistance	0.41 Ohms	0.43 Ohms	0.46 Ohms
Max Operating Temperature	80 °C		
Weight	7.0 gram(s)		

* Specifications reflect thermoelectric coefficients updated March 2020

FINISHING OPTIONS

Suffix	Thickness	Flatness / Parallelism	Hot Face	Cold Face	Lead Length
L1	3.327 ±0.025 mm 0.131 ± 0.0010 in	0.025 mm / 0.025 mm 0.001 in / 0.001 in	Lapped	Lapped	114.3 mm 4.50 in

SEALING OPTIONS

Suffix	Sealant	Color	Temp Range	Description
RT	RTV	Translucent or White	-60 to 204°C	Non-corrosive, silicone adhesive

NOTES

1. Max operating temperature: 80°C
2. Do not exceed Imax or Vmax when operating module
3. Reference assembly guidelines for recommended installation
4. Solder tinning also available on metallized ceramics

Any information furnished by Laird and its agents, whether in specifications, data sheets, product catalogues or otherwise, is believed to be (but is not warranted as being) accurate and reliable, is provided for information only and does not form part of any contract with Laird. All specifications are subject to change without notice. Laird assumes no responsibility and disclaims all liability for losses or damages resulting from use of or reliance on this information. All Laird products are sold subject to the Laird Terms and Conditions of sale (including Laird's limited warranty) in effect from time to time, a copy of which will be furnished upon request.

© Copyright 2019-2021 Laird Thermal Systems, Inc. All rights reserved. Laird™, the Laird Ring Logo, and Laird Thermal Systems™ are trademarks or registered trademarks of Laird Limited or its subsidiaries.

Date: 12/14/2021