

CAN BOARD™

Manual

All Mikroelektronika's development systems feature a large number of peripheral modules expanding microcontroller's range of application and making the process of program testing easier. In addition to these modules, it is also possible to use numerous additional modules linked to the development system through the I/O port connectors. Some of these additional modules can operate as stand-alone devices without being connected to the microcontroller.

Additional Board

 **MikroElektronika**

SOFTWARE AND HARDWARE SOLUTIONS FOR EMBEDDED WORLD ...making it simple

CAN additional board

The CAN additional board is used to connect a development system to devices that use CAN communication.

Key features:

- Supports 1Mb/s operation;
- Power supply in a range between 4.5 and 5.5V DC; and
- Low power consumption.




Figure 1: CAN additional board




Figure 2: The back side of the CAN board

How to connect the board?

The CAN additional board is connected to a development system via a 2x5 connector CN1 on the additional board and a 2x5 connector on the development system. The DIP switch SW1 is used to determine which port pins on the development system will be used for CAN communication. Depending on the development system in use, it is necessary to set the appropriate switches on the DIP switch SW1 to the ON position, table 1.

Development system/pin	CAN-RX	SW1/ON	CAN-TX	SW1/ON
EasyPIC6	RB3	P2	RB2	P3
dsPICPRO4, BIGdsPIC6	RF0, RG0	P0	RF1, RG1	P1
EasydsPIC6	RF0	P0	RF1	P1
BIGAVR	PD6	P6	PD5	P5

Table 1

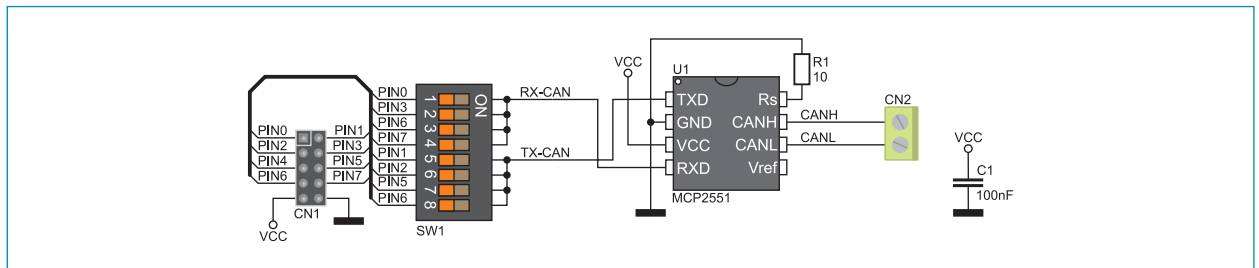


Figure 3: CAN additional board connection schematic




Figure 4: CAN additional board connected to a development system

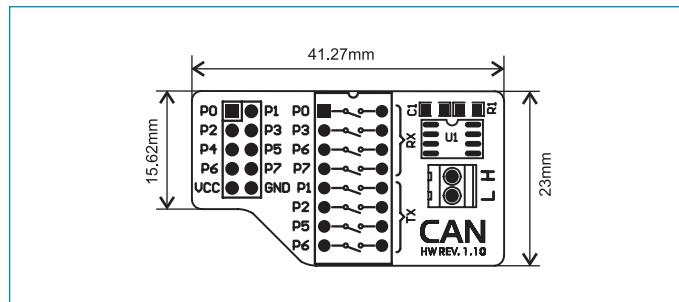


Figure 5: Dimensions of the additional board



MikroElektronika
SOFTWARE AND HARDWARE SOLUTIONS FOR EMBEDDED WORLD ...making it simple

If you want to learn more about our products, please visit our website at www.mikroe.com

If you are experiencing some problems with any of our products or just need additional information, please place your ticket at www.mikroe.com/en/support

If you have any questions, comments or business proposals, do not hesitate to contact us at office@mikroe.com